

**onok**  
lighting

**MORE THAN**

**25**

**SALE AGENTS  
WORLDWIDE**

**MORE THAN**  
**40**



**FUNDADA EN 1994 COMO FABRICANTE DE COMPONENTES DE ILUMINACIÓN DE ALTA CALIDAD, ONOK SE CONVERTIRÍA PRONTO EN UNA DE LAS EMPRESAS ESPAÑOLAS LÍDERES EN ILUMINACIÓN TÉCNICA PARA INTERIORES Y EXTERIORES.**

**TODOS NUESTROS PRODUCTOS, DE DISEÑO Y FABRICACIÓN PROPIA, ESTÁN DOTADOS DE LAS ÚLTIMAS TECNOLOGÍAS. ADEMÁS, TRABAJAMOS CON VARIOS LABORATORIOS, INSTITUTOS Y UNIVERSIDADES PARA EL DESARROLLO Y CERTIFICACIÓN DE PRODUCTOS. TODOS NUESTROS PRODUCTOS ESTÁN FABRICADOS SEGÚN LA NORMA UNE-EN\_60598.**

**FOUNDED IN 1994 AS A HIGH QUALITY LIGHTING COMPONENTS MANUFACTURER, ONOK FAST BECAME ONE OF THE LEADING SPANISH COMPANIES SPECIALISED IN ARCHITECTURAL LIGHTING FOR INDOOR AND OUTDOOR USE.**

**ALL OUR PRODUCTS ARE OUR DESIGNED AND FABRICATED IN-HOUSE USING LAST GENERATION TECHNOLOGY.**

**WE ALSO WORK WITH VARIOUS LABORATORIES, INSTITUTES AND UNIVERSITIES FOR DEVELOPMENT AND CERTIFICATION. ALL OUR PRODUCTS ARE MANUFACTURED ACCORDING TO UNE-EN\_60598 REGULATIONS.**

**FONDÉE EN 1994 COMME FABRICANT DE PIÈCES DÉTACHÉES DE HAUTE QUALITÉ, ONOK EST VITE DEVENUE UNE DES SOCIÉTÉS ESPAGNOLES SPÉCIALISÉE DANS L'ÉCLAIRAGE INTÉRIEURE ET EXTÉRIEURE LA PLUS PERFORMANTE DANS SON DOMAINE. TOUS NOS PRODUITS SONT DOTÉS DE NOTRE PROPRE DESIGN ET FABRICATION AVEC L'APPUI DES DERNIÈRES TECHNOLOGIES. EN OUTRE, NOUS TRAVAILLONS AVEC PLUSIEURS LABORATOIRES, INSTITUTS ET UNIVERSITÉS PENDANT LES PROCESSUS DE DÉVELOPPEMENT ET DE CERTIFICATION. TOUS NOS PRODUITS SONT FABRIQUÉS SELON LES RÉGULATIONS UNE-EN\_605698.**

**RoHS**  
2002/95/EC



**GRUPO**  
**GÖSERING**



**DISCO**

**A NEW**

**SITE**

**OVER**

**W**

**ONOK**

**IG.COM**

**CUSTO**

**THE LIG**

**CREATC**



**MILED**

**CUSTOMILED IS AN  
ADVANCED SEARCH  
ENGINE WHICH HELPS  
YOU FIND THE MOST  
SUITABLE LUMINARIES  
FOR YOUR PROJECT**

**IGHT**

**OR**

**CUSTOMILED ES UN  
AVANZADO SISTEMA  
PARA ENCONTRAR  
LAS LUMINARIAS  
PERFECTAS PARA SU  
PROYECTO.**

1, 2

**2**



**CHOOSE  
BUCKET  
TYPE**

**3**

**SELECT  
ONE OF THE  
PROPOSED  
OPTIONS**

**WHY**

**NE**

**WHAT IS**

**NEW**





**COLOURS  
ARE BRIGTHER  
WHEN THE  
MIND IS OPEN**

**RINGO**









**YOU SEE  
WHAT  
YOU WANT  
TO SEE**

**BELL**







**EVERY  
FORM IS  
A BASE  
FOR  
COLOR**

**DRONE**










**EVERY  
COLOR  
IS THE  
ATTRIBUTE  
OF A FORM**

**LINE R**







**K, JUST  
GHT**

# IN DEX



**PROJECTORS P. 46**  
**CARDANS P. 72**  
**RECESSEDS P. 94**  
**PROFILES P. 188**  
**SURFACES &**  
**PENDANTS P. 222**  
**WALL LIGHTS P. 256**  
**OUTDOOR &**  
**LED STRIPS P. 270**  
**BASIC RECESSED P. 298**  
**LAMPS &**  
**COMPONENTS P. 314**  
**LEGEND P. 320**  
**TABLE OF FEATURES P. 324**  
**INFORMATION P. 328**

# PROJECTORS

## P. 46



VASO  
TRACK  
P. 50



VASO  
CEILING  
P. 50



SQUARE PRO  
TRACK  
P. 52



SQUARE PRO  
CEILING  
P. 52



SQUARE  
TRACK  
P. 54



SQUARE  
CEILING  
P. 54



TAURO  
TRACK  
P. 56



TAURO  
CEILING  
P. 56



TUBULAR  
PRO 1  
P. 58



TUBULAR  
PRO 2  
P. 58



TUBULAR  
PRO 3  
P. 60



TUBULAR  
PRO 4  
P. 60



LUPPA  
TRACK  
P. 62



LUPPA  
CEILING  
P. 62



LUPPA Q  
TRACK  
P. 64



LUPPA Q  
CEILING  
P. 64




BASIC  
TRACK  
P. 66



BASIC  
CEILING  
P. 66



SURFACE  
TRACK  
P. 68



RECESSED  
TRACK  
P. 68

# CARDANS

## P. 72



TILT 1.1  
P. 76



TILT 1.2  
P. 76



TILT 2.3  
P. 76



TILT 2.1  
P. 78



TILT 2.2  
P. 78



TILT 2.3  
P. 78



CARDAN 1  
P. 80



CARDAN 2  
P. 80



CARDAN 4  
P. 80



CARDAN 1  
FRAMELESS  
P. 82



CARDAN 2  
FRAMELESS  
P. 82



CARDAN 4  
FRAMELESS  
P. 82



CARDAN  
MINI 1  
P. 84



CARDAN  
MINI 2  
P. 84



CARDAN  
MINI 4  
P. 84



MOON  
P. 86



TAURO R  
P. 88



610/1  
P. 90



610/2  
P. 90



610/3  
P. 90



610/4  
P. 90



611/1  
P. 92



611/2  
P. 92



611/3  
P. 92



611/4  
P. 92

# RECESSED

## P. 94



RINGO 1  
P. 100



RINGO 2  
P. 102



RINGO  
TILT 1  
P. 104



RINGO  
TILT 2  
P. 106



RINGO  
PLUS  
P. 108



KONO 1  
P. 110



KONO 2  
P. 112



KONO  
PLUS  
P. 114



530  
P.X 118  
P. 114



531  
P. 120



530  
MINI  
P. 122



531  
MINI  
P. 124



530  
PLUS  
P. 126



VULCANO  
1.1  
P. 128



VULCANO  
1.2  
P. 128



VULCANO  
2.1  
P. 130



VULCANO  
2.2  
P. 130



VULCANO  
3.1  
P. 132



VULCANO  
3.2  
P. 132



VULCANO  
3 LED  
P. 134



VULCANO  
3 G24  
P. 136



VULCANO  
4 G24  
P. 136



VULCANO  
ASIMETRIC  
P. 138



BOX  
P. 140



**ON LED**  
P. 142



**ON LED  
IP65**  
P. 144



**ON LED Q**  
P. 146



**10.000**  
P. 148



**11.000**  
P. 150



**10.000  
MINI**  
P. 152



**11.000  
MINI**  
P. 154



**265**  
P. 156



**465**  
P. 158



**265 C**  
P. 160



**465 C**  
P. 162



**180**  
P. 172



**181**  
P. 174



**185**  
P. 176



**191-1**  
P. 164



**191-2**  
P. 164



**192-1**  
P. 166



**192-2**  
P. 166



**191 QR**  
P. 168



**192 QR**  
P. 170



**MARA**  
P. 178



**MARA  
MINI**  
P. 180



**CORE**  
P. 182



**COIN**  
P. 184



**EVEN**  
P. 186

# PROFILES

## P. 188

---



**BELL C**  
P. 192



**LINE RC**  
P. 194



**LINE RP**  
P. 196



**LINE RF**  
P. 198



**LINE C**  
P. 200



**LINE P**  
P. 204



**LINE E**  
P. 208



**LINEA**  
P. 212



**LINE 70C**  
P. 214



**LINE 70P**  
P. 216



**LINE 70E**  
P. 218

# SURFACES & PENDANTS P. 222

---



DRONE  
P. 226



DRONE  
PENDANT  
P. 228



PUSH  
265/350/450  
P. 230



PUSH  
PENDANT  
P. 232



TUBULAR  
DEC 1  
P. 234



TUBULAR  
DEC 2  
P. 234



TUBULAR  
DEC 3  
P. 236



TUBULAR  
DEC 4  
P. 236



TUBULAR  
DEC 5  
P. 238



TUBULAR  
DEC 6  
P. 238



TUBULAR  
DEC 7  
P. 240



TUBULAR  
DEC 8  
P. 240



FLAT  
P. 242



FLAT  
SQUARE  
P. 244



FLAT  
PENDANT  
P. 246



FLAT  
SQUARE  
PENDANT  
P. 248



DONUT  
P. 250



PLANE  
P. 252



CUBE  
SQUARE  
P. 254

# WALL LIGHTS

## P. 256

---



RING  
P. 260



ELE  
P. 262



CUBE WALL  
P. 264



400  
P. 266



411  
P. 268

# OUTDOOR

## P. 270

---



RINGEX  
P. 274



CUBEX  
P. 276



GROOVE  
P. 278



TOPO  
P. 280



TOPO  
GLASS  
P. 282



TOPO Q  
P. 284



TOPO  
GLASS Q  
P. 286



TOPO 3  
P. 288



TOPO 6  
P. 290



# LED STRIPS

## P. 270



TLED 5  
P. 292



TLED 14  
P. 292



TLED 20  
P. 292



LINE MINI P 10  
LINE MINI P 15  
P. 294



LINE MINI E 7  
LINE MINI E 15  
P. 296

# BASIC

## RECESSED P. 298



186/1  
P. 302



186/2  
P. 302



187  
P. 303



200  
P. 304



203  
P. 305



204  
P. 305



127  
P. 307



128  
P. 308



120  
P. 309



121  
P. 309



131  
P. 310



106  
P. 310



106/35  
P. 310



105/35  
P. 310



160  
P. 312



161  
P. 312



5.000  
P. 313

# **CATALOGUE INSTRUCTIONS**






**CREA TU PROPIA LUMINARIA LED  
CON LAS OPCIONES QUE MÁS SE  
ADECUEN A TUS NECESIDADES.  
COMPÓN EL CÓDIGO DE TU  
ILUMINARIA DE UNA FORMA FÁCIL  
E INTUITIVA**

**CREATE YOUR OWN LED  
LUMINARIE WITH THE OPTIONS  
THAT BEST SUIT YOUR NEEDS.  
COMPOSE THE CODE OF YOUR  
LUMINARIE IN AN EASY AND  
INTUITIVE WAY**





**CRÉEZ VOTRE PROPRE LUMINAIRE  
LED AVEC LES OPTIONS LES PLUS  
ADAPTÉS À VOS BESOINS.  
COMPOSEZ LE CODE DE VOTRE  
LUMINAIRE DE MANIÈRE FACILE ET  
INTUITIVE**

# CUSTOMILED YOUR LIGHT

## POWER

		CASQUILLO / SOCKET		CÓDIGO BASE BASE CODE							
<b>LED</b>	 230V	<b>Led</b>	<b>600lm / 6W</b>	VL21	A	06	.	.	.	.	..
			<b>1000lm / 10W</b>	VL21	A	10	.	.	.	.	..
 QR-CBC 51	 12V	<b>GU 5.3</b>	<b>Max. 50W</b>	VL21	D	50	X	X	X	X	..
 PAR 16	 230V	<b>GU 10</b>	<b>Max 50W</b>	VL21	E	50	X	X	X	X	..
		POTENCIA / POWER									



## LED CONTROL

		EQUIPO / DRIVER									
 N/DIM	<b>N</b> No Dimmable			VL21	A	..	<b>N</b>	.	.	.	..
 DIM	<b>C</b> Dimmable IGBT / Triac			VL21	A	..	<b>C</b>	.	.	.	..
 PUSH 1-10V	<b>F</b> Dimmable 1-10V / Push			VL21	A	..	<b>F</b>	.	.	.	..
 DALI	<b>D</b> Dimmable Dali			VL21	A	..	<b>D</b>	.	.	.	..




## LED COLOUR TEMPERATURE

		Tº COLOR LUZ / COLOUR TEMPERATURE									
<b>3K</b>	<b>3</b> 3000º K			VL21	A	..	.	<b>3</b>	.	.	..
<b>4K</b>	<b>4</b> 4000º K			VL21	A	..	.	<b>4</b>	.	.	..

## LED BEAM ANGLE


		ÁNGULO DE APERTURA / BEAM ANGLE									
 20º	<b>2</b> Medium			VL21	A	..	.	.	<b>2</b>	.	..
 40º	<b>4</b> Medium			VL21	A	..	.	.	<b>4</b>	.	..

## LED COMPLEMENTS

		TIPO DE DIFUSOR / TYPE OF DIFFUSER									
 Clear	<b>B</b> Clear Diffuser			VL21	A	..	.	.	.	<b>B</b>	..
 Ice	<b>A</b> Ice Diffuser			VL21	A	..	.	.	.	<b>A</b>	..
 Opal	<b>O</b> Opal Diffuser			VL21	A	..	.	.	.	<b>O</b>	..

## COLOURS

		ACABADOS / FINISHES									
<b>WS</b>	<b>WS</b> Satin White			VL21	A	..	.	.	.	.	<b>WS</b>
<b>BS</b>	<b>BS</b> Satin Black			VL21	A	..	.	.	.	.	<b>BS</b>
<b>AL</b>	<b>AL</b> Aluminium			VL21	A	..	.	.	.	.	<b>AL</b>
<b>GD</b>	<b>GD</b> Gold 24k			VL21	A	..	.	.	.	.	<b>GD</b>



The image features a vibrant orange background with a repeating pattern of white projector heads. Each projector head is shown from a three-quarter perspective, revealing its lens and internal components. The heads are arranged in a grid-like fashion, with some appearing to be slightly offset or overlapping, creating a sense of depth and movement. The overall aesthetic is clean, modern, and industrial.

# PROJECTORS

# PROJECTORS

VASO



**VASO  
TRACK**  
P. 50



**VASO  
CEILING**  
P. 50

SQUARE



**SQUARE PRO  
TRACK**  
P. 52



**SQUARE PRO  
CEILING**  
P. 52



**SQUARE  
TRACK**  
P. 54



**SQUARE  
CEILING**  
P. 54

TAURO



**TAURO  
TRACK**  
P. 56



**TAURO  
CEILING**  
P. 56

TUBULAR



**TUBULAR  
PRO1**  
P. 58



**TUBULAR  
PRO2**  
P. 58



**TUBULAR  
PRO3**  
P. 60



**TUBULAR  
PRO4**  
P. 60

**LUPPA**



**LUPPA  
TRACK  
P. 62**



**LUPPA  
CEILING  
P. 62**



**LUPPA Q  
TRACK  
P. 64**



**LUPPA Q  
CEILING  
P. 64**

**BASIC**




**BASIC  
TRACK  
P. 66**



**BASIC  
CEILING  
P. 66**

**TRACKS & ACCESSORIES**



**SURFACE  
TRACK  
P. 68**



**RECESSED  
TRACK  
P. 68**





# VASO TRACK | CEILING

## PROJECTORS

IP20



### ES

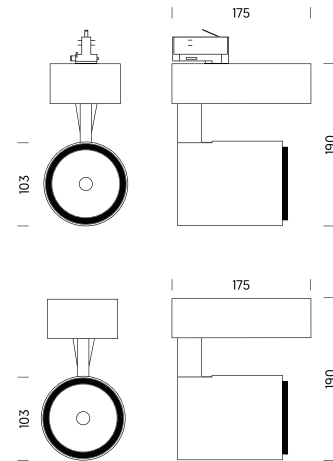
Proyector orientable fabricado en inyección aluminio para LED de alto rendimiento con reflector disponible en 2 ángulos de emisión diferentes. Disponible tanto en versión para carril electrificado trifásico como de superficie. Convertidor LED incluido, opcional con regulación 1-10V, PUSH o DALI.

### EN

Three-phase track or surface adjustable projector. Die-casted aluminium with high performance LED and a choice of 2 different beam reflectors. On board LED driver included and optional dimmable 1-10V, PUSH or DALI version available.

### FR

Projecteur orientable avec corps en aluminium injecté. Montage sur patère ou rail triphasé avec adaptateur. Conçu pour LED à haute performance avec 2 optiques au choix. Convertisseur intégré au corps du projecteur. Gradation 1-10V, DALI ou bouton poussoir sur demande.



### VASO TRACK

LED	230V	Power	Beam Distance	Code
LED	230V	≈ 14W	> 1800lm	VAST A 10 . . . . B ..
		≈ 20W	> 2500lm	VAST A 20 . . . . B ..
		≈ 30W	> 3600lm	VAST A 30 . . . . B ..

### VASO CEILING

LED	230V	Power	Beam Distance	Code
LED	230V	≈ 14W	> 1800lm	VASC A 10 . . . . B ..
		≈ 20W	> 2500lm	VASC A 20 . . . . B ..
		≈ 30W	> 3600lm	VASC A 30 . . . . B ..

McAdam C3 · 50.000 h. L80 / CRI >80

DOWNLOAD COMPLETE TECHNICAL DATA AND FILES ON:  
[ONOKLIGHTING.COM/EN/VASO-TRACK](http://ONOKLIGHTING.COM/EN/VASO-TRACK)  
[ONOKLIGHTING.COM/EN/VASO-CEILING](http://ONOKLIGHTING.COM/EN/VASO-CEILING)

INFORMATION ABOUT PACKING SEE PAGE 324

### LED CONTROL

Control	Code	Description	Code
N/DIM	N	No Dimmable	VAS • A .. N . . . . ..
PUSH 1-10V	F	Dimmable 1-10V / Push	VASC A .. F . . . . ..
DALI	D	Dimmable Dali	VAS • A .. D . . . . ..

### LED COLOUR TEMPERATURE

Code	Temp	Description	Code
3K	3	3000° K	VAS • A .. . 3 . . . . ..
4K	4	4000° K	VAS • A .. . 4 . . . . ..

### LED BEAM ANGLE

Code	Angle	Description	Code
2	20°	Medium	VAS • A .. . . 2 . . . . ..
4	40°	Medium	VAS • A .. . . 4 . . . . ..

### COMPLEMENTS

B	Clear Diffuser	VAS • A .. . . . . B ..
---	----------------	-------------------------

### COLOURS

WS	WS	Satin White	VAS • A .. . . . . WS
BS	BS	Satin Black	VAS • A .. . . . . BS



# SQUARE PRO TRACK | CEILING

## PROJECTORS

IP20



### ES

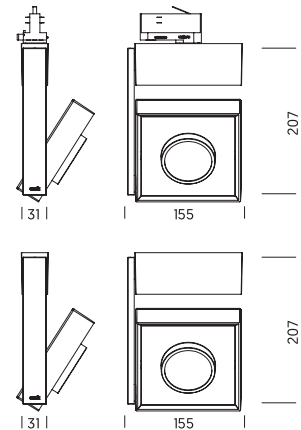
Proyector orientable fabricado en inyección aluminio para LED de alto rendimiento con distintas opciones de difusor. Disponible tanto en versión para carril electrificado trifásico como de superficie. Convertidor LED incluido.

### EN

Three-phase track or surface adjustable projector. Die-casted aluminium with high performance LED with various diffuser options. On board LED driver included.

### FR

Projecteur orientable avec corps en aluminium injecté. Montage sur patère ou rail triphasé avec adaptateur. Conçu pour LED à haute performance avec différents diffuseurs au choix. Convertisseur intégré au corps du projecteur.



### SQUARE PRO TRACK

<b>LED</b>		230V	≈ 14W	>1800lm	<b>SQPT A 10 N • 3 • ..</b>
			≈ 20W	>2500lm	<b>SQPT A 20 N • 3 • ..</b>

### SQUARE PRO CEILING

<b>LED</b>		230V	≈ 14W	>1800lm	<b>SQPC A 10 N • 3 • ..</b>
			≈ 20W	>2500lm	<b>SQPC A 20 N • 3 • ..</b>

McAdam C3 - 50.000 h. L80 / CRI >80

DOWNLOAD COMPLETE TECHNICAL  
DATA AND FILES ON:

**ONOKLIGHTING.COM/EN/SQUARE-PRO-TRACK**  
**ONOKLIGHTING.COM/EN/SQUARE-PRO-CEILING**

INFORMATION ABOUT PACKING SEE PAGE 324

### LED CONTROL

	<b>N</b>	No Dimmable	SQP • A • • <b>N</b> • • • • ..
--	----------	-------------	---------------------------------

### LED COLOUR TEMPERATURE

<b>3K</b>	<b>3</b>	3000° K	SQP • A • • • <b>3</b> • • • ..
<b>4K</b>	<b>4</b>	4000° K	SQP • A • • • <b>4</b> • • • ..

### LED BEAM ANGLE

	<b>3</b>	Medium	SQP • A • • • • <b>3</b> • • ..
--	----------	--------	---------------------------------

### COMPLEMENTS

	<b>B</b>	Clear Diffuser	SQP • A • • • • • <b>B</b> • •
	<b>A</b>	Ice Diffuser	SQP • A • • • • • <b>A</b> • •
	<b>C</b>	Prismatic Diffuser	SQP • A • • • • • <b>C</b> • •

### COLOURS

<b>WS</b>	<b>WS</b>	Satin White	SQP • A • • • • • • <b>WS</b>
<b>BS</b>	<b>BS</b>	Satin Black	SQP • A • • • • • • <b>BS</b>



# SQUARE LED TRACK | CEILING

## PROJECTORS

IP20



### ES

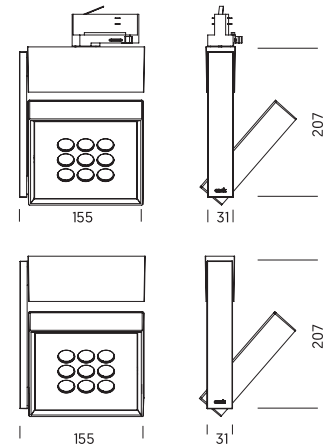
Proyector orientable fabricado en inyección aluminio para LED. Disponible tanto en versión para carril electrificado trifásico como de superficie. Convertidor LED incluido.

### EN

Three-phase track or surface adjustable projector. Die-casted aluminium with high performance LED. On board LED driver included.

### FR

Projecteur orientable avec corps en aluminium injecté. Montage sur patère ou rail triphasé avec adaptateur. Conçu pour LED à haute performance. Convertisseur intégré au corps du projecteur.



### SQUARE LED TRACK

**LED** 230V ≈ 18W > 1200lm **SQRT A 18 N • 4 A ••**

### SQUARE LED CEILING

**LED** 230V ≈ 18W > 1200lm **SQRC A 18 N • 4 A ••**

CRI > 80

DOWNLOAD COMPLETE TECHNICAL DATA AND FILES ON:

[ONOKLIGHTING.COM/EN/SQUARE-TRACK](http://ONOKLIGHTING.COM/EN/SQUARE-TRACK)  
[ONOKLIGHTING.COM/EN/SQUARE-CEILING](http://ONOKLIGHTING.COM/EN/SQUARE-CEILING)

INFORMATION ABOUT PACKING SEE PAGE 324

### LED CONTROL

**N** No Dimmable SQR • A •• **N** • • • ••

### LED COLOUR TEMPERATURE

**3** 3000° K SQR • A •• • **3** • • ••

**4** 4000° K SQR • A •• • **4** • • ••

### LED BEAM ANGLE

**4** Medium SQR • A •• • • **4** • ••

### COMPLEMENTS

**A** Ice Diffuser SQR • A •• • • • **A** ••

### COLOURS

**WS** **WS** Satin White SQR • A •• • • • **WS**

**BS** **BS** Satin Black SQR • A •• • • • **BS**

---

**ES**

Proyector orientable fabricado en inyección aluminio para LED de alto rendimiento con reflector disponible en 3 ángulos de emisión diferentes. Disponible tanto en versión para carril electrificado trifásico como de superficie. Convertidor LED incluido, opcional con regulación 1-10V, PUSH o DALI.

**EN**

Three-phase track or surface adjustable projector. Die-casted aluminium with high performance LED and a choice of 3 different beam reflectors. On board LED driver included and optional dimmable 1-10V, PUSH or DALI version available.

**FR**

Projecteur orientable avec corps en aluminium injecté. Montage sur patère ou rail triphasé avec adaptateur. Conçu pour LED à haute performance avec 3 optiques au choix. Convertisseur intégré au corps du projecteur. Gradation 1-10V, DALI ou bouton poussoir sur demande.

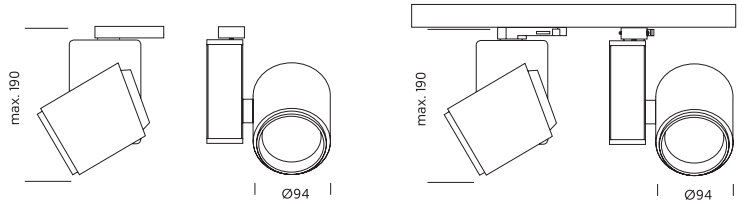


# TAURO

## TRACK | CEILING

### PROJECTORS

#### IP20



#### TAURO TRACK

<b>LED</b>		≈ 20W	> 2500lm	<b>TAUT A 20</b>	.	.	.	.	<b>B</b>	..
		230V		<b>TAUT A 26</b>	<b>N</b>	.	.	.	<b>B</b>	..
		230V	G8.5	35W	<b>TAUT F 35</b>	<b>N</b>	<b>X</b>	.	<b>X</b>	..
		230V	G8.5	70W	<b>TAUT F 70</b>	<b>N</b>	<b>X</b>	.	<b>X</b>	..

#### TAURO CEILING

<b>LED</b>		≈ 20W	> 2500lm	<b>TAUC A 20</b>	.	.	.	.	<b>B</b>	..
		230V		<b>TAUC A 26</b>	<b>N</b>	.	.	.	<b>B</b>	..
		230V	G 8.5	35W	<b>TAUC F 35</b>	<b>N</b>	<b>X</b>	.	<b>X</b>	..
		230V	G 8.5	70W	<b>TAUC F 70</b>	<b>N</b>	<b>X</b>	.	<b>X</b>	..

McAdam C3 - 50.000 h. L80 / CRI >80

DOWNLOAD COMPLETE TECHNICAL DATA AND FILES ON:  
[ONOKLIGHTING.COM/EN/TAURO-TRACK](http://ONOKLIGHTING.COM/EN/TAURO-TRACK)  
[ONOKLIGHTING.COM/EN/TAURO-CEILING](http://ONOKLIGHTING.COM/EN/TAURO-CEILING)

INFORMATION ABOUT PACKING SEE PAGE 324

#### LED CONTROL

	<b>N</b>	No Dimmable	TAU • A .. <b>N</b> . . . .
	<b>F</b>	Dimmable 1-10V / Push	TAUC A <b>20</b> <b>F</b> . . . .
	<b>D</b>	Dimmable Dali	TAU • A <b>20</b> <b>D</b> . . . .

#### LED COLOUR TEMPERATURE

	<b>3</b>	3000° K	TAU • A .. . <b>3</b> . . . .
	<b>4</b>	4000° K	TAU • A .. . <b>4</b> . . . .

#### LED BEAM ANGLE

	<b>1</b>	Spot	TAU • A .. . . <b>1</b> . . . .
	<b>2</b>	Medium	TAU • A .. . . <b>2</b> . . . .
	<b>3</b>	Medium	TAU • A .. . . <b>3</b> . . . .

#### G8.5 BEAM ANGLE

	<b>1</b>	Spot 10°	TAU • F .. . . <b>1</b> . . . .
	<b>2</b>	Medium 20°	TAU • F .. . . <b>2</b> . . . .
	<b>3</b>	Medium 30°	TAU • F .. . . <b>3</b> . . . .

#### COMPLEMENTS

	<b>B</b>	Clear Diffuser	TAU • A .. . . . <b>B</b> ..
	<b>X</b>	No Complements	TAU • F .. . . . <b>X</b> ..

#### COLOURS

	<b>WS</b>	Satin White	TAU • . . . . . <b>WS</b>
	<b>BS</b>	Satin Black	TAU • . . . . . <b>BS</b>





# TUBULAR PRO

## 1 | 2

### PROJECTORS

#### IP20



#### ES

Serie de proyectores cilíndricos, realizados en aluminio y acero. Totalmente orientables, disponibles en 2 tamaños, y pueden ser instalados en superficie o en carril trifásico. Equipo electrónico incluido. Diseñados para LED (incluye lámpara), halogenuro metálico y lámpara halógena.

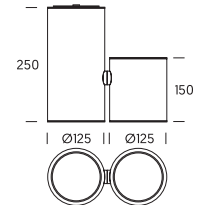
#### EN

Three-phase track or surface cylindrical projector series in aluminium and steel. Available in 2 sizes with complete tilting and rotation. Designed for LED (lamp included), metal halide and halogen lamps. Electronic equipment included.

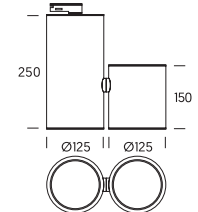
#### FR

Séries de projecteurs cylindriques avec corps en aluminium et acier. Montage sur patère ou rail triphasé avec adaptateur. Conçu pour LED [lampe comprise], iodure et halogène. Complètement orientable et disponible en deux tailles. Equipement électronique intégré au corps du projecteur.

TUBULAR PRO 1



TUBULAR PRO 2



#### TUBULAR PRO 1

<b>LED</b>	230V	≈ 8W	> 1200lm	<b>TBP1 A 10</b>	• • • X ••
		≈ 18W	> 2400lm	<b>TBP1 A 20</b>	• • • X ••
HCI-T	230V G12	35W		<b>TBP1 B 35</b>	X X 4 X ••
HCI-T	230V G12	70W		<b>TBP1 B 70</b>	X X 4 X ••
QR-111	230V G53	100W		<b>TBP1 C 1C</b>	X X X X ••

#### TUBULAR PRO 2

<b>LED</b>	230V	≈ 8W	> 1200lm	<b>TBP2 A 10</b>	N • • X ••
		≈ 18W	> 2400lm	<b>TBP2 A 20</b>	N • • X ••
HCI-T	230V G12	35W		<b>TBP2 B 35</b>	X X 4 X ••
HCI-T	230V G12	70W		<b>TBP2 B 70</b>	X X 4 X ••
QR-111	230V G53	100W		<b>TBP2 C 1C</b>	X X X X ••

McAdam C3 · >53.000 h. L90 · >78.000 h. L80 · >88.000 h. L70 / CRI >85

DOWNLOAD COMPLETE TECHNICAL DATA AND FILES ON:

**ONOKLIGHTING.COM/EN/TUBULAR-PRO-1**  
**ONOKLIGHTING.COM/EN/TUBULAR-PRO-2**

INFORMATION ABOUT PACKING SEE PAGE 324

#### LED CONTROL

<b>N</b>	No Dimmable	TBP • A •• <b>N</b> • • • ••
<b>F</b>	Dimmable 1-10V / Push	TBP1 A •• <b>F</b> • • • ••
<b>D</b>	Dimmable Dali	TBP • A •• <b>D</b> • • • ••

#### LED COLOUR TEMPERATURE

<b>3K</b>	<b>3</b>	3000° K	TBP • A •• • <b>3</b> • • ••
<b>4K</b>	<b>4</b>	4000° K	TBP • A •• • <b>4</b> • • ••

#### LED BEAM ANGLE

<b>25°</b>	<b>2</b>	Spot	TBP • A •• • • <b>2</b> • ••
<b>34°</b>	<b>3</b>	Medium	TBP • A •• • • <b>3</b> • ••
<b>60°</b>	<b>5</b>	Flood	TBP • A •• • • <b>5</b> • ••

#### G12 BEAM ANGLE

<b>42°</b>	<b>4</b>	Medium	TBP • B •• • • <b>4</b> • ••
------------	----------	--------	------------------------------

#### COMPLEMENTS

<b>X</b>	No Complements	TBP • A •• • • • <b>X</b> ••
----------	----------------	------------------------------

#### COLOURS

<b>WS</b>	<b>WS</b>	Satin White	TBP • • • • • • • <b>WS</b>
<b>BS</b>	<b>BS</b>	Satin Black	TBP • • • • • • • <b>BS</b>



# TUBULAR PRO

## 3 | 4

### PROJECTORS

IP20



#### ES

Serie de proyectores cilíndricos, realizados en aluminio y acero. Totalmente orientables, disponibles en 2 tamaños, y pueden ser instalados en superficie o en carril trifásico. Equipo electrónico incluido. Diseñados para LED (incluye lámpara), halogenuro metálico y lámpara halógena.

#### EN

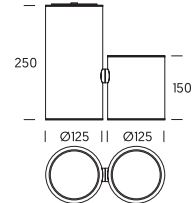
Three-phase track or surface cylindrical projector series in aluminium and steel. Available in 2 sizes with complete tilting and rotation. Designed for LED (lamp included), metal halide and halogen lamps. Electronic equipment included.

#### FR

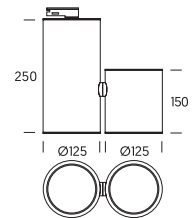
Séries de projecteurs cylindriques avec corps en aluminium et acier. Montage sur patère ou rail triphasé avec adaptateur. Conçu pour LED (lampe comprise), iodure et halogène. Complètement orientable et disponible en deux tailles. Equipement électronique intégré au corps du projecteur.



TUBULAR PRO 3



TUBULAR PRO 4



#### TUBULAR PRO 3

<b>LED</b>	230V ≈ 6W > 600lm	<b>TBP3 A 06 . . 4 . .</b>
QR-CBC 51	230V GU 5.3 50W	<b>TBP3 D 50 X X X X . .</b>
PAR 16	230V GU10 50W	<b>TBP3 E 50 X X X X . .</b>

#### LED CONTROL

<b>N</b>	No Dimmable	TBP • A • • <b>N</b> • • • •
<b>C</b>	Dimmable IGBT / Triac	TBP3 A • • <b>C</b> • • • •
<b>F</b>	Dimmable 1-10V / Push	TBP3 A • • <b>F</b> • • • •
<b>D</b>	Dimmable Dali	TBP3 A • • <b>D</b> • • • •

#### TUBULAR PRO 4

<b>LED</b>	230V ≈ 6W > 600lm	<b>TBP4 A 06 N . 4 . .</b>
QR-CBC 51	230V GU 5.3 50W	<b>TBP4 D 50 X X X X . .</b>
PAR 16	230V GU10 50W	<b>TBP4 E 50 X X X X . .</b>

#### LED COLOUR TEMPERATURE

<b>3K</b>	<b>3</b> 3000° K	TBP • A • • • <b>3</b> • • •
<b>4K</b>	<b>4</b> 4000° K	TBP • A • • • <b>4</b> • • •

#### LED BEAM ANGLE

<b>4</b>	Medium	TBP • A • • • • <b>4</b> • •
----------	--------	------------------------------

McAdam C3 · 50.000 h. L90 / CRI >80

DOWNLOAD COMPLETE TECHNICAL DATA AND FILES ON:

[ONOKLIGHTING.COM/EN/TUBULAR-PRO-3](http://ONOKLIGHTING.COM/EN/TUBULAR-PRO-3)  
[ONOKLIGHTING.COM/EN/TUBULAR-PRO-4](http://ONOKLIGHTING.COM/EN/TUBULAR-PRO-4)


INFORMATION ABOUT PACKING SEE PAGE 324

#### COMPLEMENTS

<b>B</b>	Clear Diffuser	TBP • A • • • • • <b>B</b> • •
<b>A</b>	Ice Diffuser	TBP • A • • • • • <b>A</b> • •
<b>O</b>	Opal Diffuser	TBP • A • • • • • <b>O</b> • •

#### COLOURS

<b>WS</b>	<b>WS</b> Satin White	TBP • • • • • • • <b>WS</b>
<b>BS</b>	<b>BS</b> Satin Black	TBP • • • • • • • <b>BS</b>



# LUPPA TRACK | CEILING

## PROJECTORS

IP20



### ES

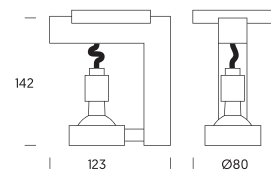
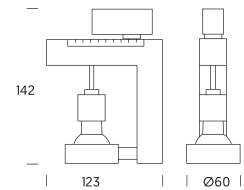
Proyector orientable fabricado en inyección de aluminio. Diseñado para LED (incluye lámpara) y lámpara halógena. Disponible tanto en versión para carril electrificado trifásico como de superficie. Equipo electrónico incluido.

### EN

Three-phase track or surface projector series in die-casted aluminium and steel. Designed for LED (lamp included), and halogen lamps. Electronic equipment included.

### FR

Projecteur orientable avec corps en aluminium injecté. Montage sur patère ou rail triphasé avec adaptateur. Conçu pour LED (lampe comprise) et halogène. Equipement électronique intégré au corps du projecteur.



### LUPPA TRACK

<b>LED</b>	230V	≈ 6W	> 600lm	<b>LPPT A 06 N • 4 B ..</b>
		≈ 10W	> 1000lm	<b>LPPT A 10 N • 4 B ..</b>
	230V GU 5.3	50W		<b>LPPT D 50 X X X X ..</b>
	230V GU 10	50W		<b>LPPT E 50 X X X X ..</b>

### LED CONTROL

	<b>N</b>	No Dimmable	LPP • A •• <b>N</b> • • • •
--	----------	-------------	-----------------------------

### LED COLOUR TEMPERATURE

<b>3K</b>	<b>3</b>	3000° K	LPP • A •• • <b>3</b> • • •
<b>4K</b>	<b>4</b>	4000° K	LPP • A •• • <b>4</b> • • •

### LUPPA CEILING

<b>LED</b>	230V	≈ 6W	> 600lm	<b>LPPC A 06 N • 4 B ..</b>
		≈ 10W	> 1100lm	<b>LPPC A 10 N • 4 B ..</b>
	230V GU 5.3	50W		<b>LPPC D 50 X X X X ..</b>
	230V GU 10	50W		<b>LPPC E 50 X X X X ..</b>

### LED BEAM ANGLE

	<b>4</b>	Medium	LPP • A •• • • <b>4</b> • •
--	----------	--------	-----------------------------

### COMPLEMENTS

	<b>B</b>	Clear Diffuser	LPP • • •• • • <b>B</b> ••
--	----------	----------------	----------------------------

### COLOURS

<b>WS</b>	<b>WS</b>	Satin White	LPP • • •• • • <b>WS</b>
<b>BS</b>	<b>BS</b>	Satin Black	LPP • • •• • • <b>BS</b>
<b>AL</b>	<b>AL</b>	Aluminium	LPP • • •• • • <b>AL</b>

McAdam C3 · 50.000 h. L90 / CRI >80

DOWNLOAD COMPLETE TECHNICAL  
DATA AND FILES ON:

**ONOKLIGHTING.COM/EN/LUPPA-TRACK**  
**ONOKLIGHTING.COM/EN/LUPPA-CEILING**

INFORMATION ABOUT PACKING SEE PAGE 324



# LUPPA Q TRACK | CEILING

## PROJECTORS

IP20



### ES

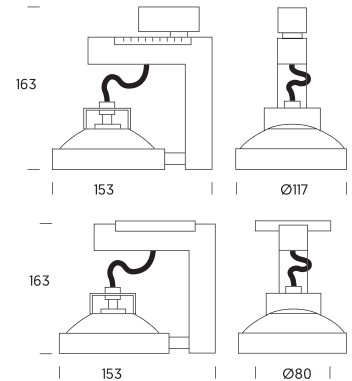
Proyector orientable fabricado en inyección de aluminio. Diseñado para LED (incluye lámpara) y lámpara halógena. Disponible tanto en versión para carril electrificado trifásico como de superficie. Equipo electrónico incluido.

### EN

Three-phase track or surface projector series in die-casted aluminium and steel. Designed for LED (lamp included), and halogen lamps. Electronic equipment included.

### FR

Projecteur orientable avec corps en aluminium injecté. Montage sur patère ou rail triphasé avec adaptateur. Conçu pour LED (lampe comprise) et halogène. Equipement électronique intégré au corps du projecteur.



### LUPPA Q TRACK

<b>LED</b>	230V ≈ 6W > 1200lm	<b>LPQT A 10 N . . X ..</b>
HS ES-111	230V GU 10 100W	<b>LPQT E 1C X X X X ..</b>
QR-111	230V G53 50W	<b>LPQT C 50 X X X X ..</b>

### LUPPA Q CEILING

<b>LED</b>	230V ≈ 6W > 1200lm	<b>LPQC A 10 N . . X ..</b>
HS ES-111	230V GU 10 100W	<b>LPQC E 1C X X X X ..</b>
QR-111	230V G53 50W	<b>LPQC C 50 X X X X ..</b>

McAdam C3 · 62.000 h. L90 · 87.000 h. L80 · 97.000 h. L70 / CRI >85

DOWNLOAD COMPLETE TECHNICAL DATA AND FILES ON:

**ONOKLIGHTING.COM/EN/LUPPA-Q-TRACK**  
**ONOKLIGHTING.COM/EN/LUPPA-Q-CEILING**

INFORMATION ABOUT PACKING SEE PAGE 324

### LED CONTROL

<input type="checkbox"/> <b>N/DIM</b>	<b>N</b>	No Dimmable	LPQ · A · · · <b>N</b> · · · ·
---------------------------------------	----------	-------------	--------------------------------

### LED COLOUR TEMPERATURE

<input type="checkbox"/> <b>3K</b>	<b>3</b>	3000° K	LPQ · A · · · · <b>3</b> · · ·
<input type="checkbox"/> <b>4K</b>	<b>4</b>	4000° K	LPQ · A · · · · <b>4</b> · · ·

### LED BEAM ANGLE

<input type="checkbox"/> <b>25°</b>	<b>2</b>	Spot	LPQ · A · · · · <b>2</b> · ·
<input type="checkbox"/> <b>30°</b>	<b>3</b>	Medium	LPQ · A · · · · <b>3</b> · ·
<input type="checkbox"/> <b>50°</b>	<b>5</b>	Flood	LPQ · A · · · · <b>5</b> · ·

### COMPLEMENTS

<input checked="" type="checkbox"/> <b>X</b>	<b>X</b>	No Diffuser	LPQ · · · · · · <b>X</b> · ·
--	----------	-------------	------------------------------

### COLOURS

<input type="checkbox"/> <b>WS</b>	<b>WS</b>	Satin White	LPQ · · · · · · · <b>WS</b>
<input type="checkbox"/> <b>BS</b>	<b>BS</b>	Satin Black	LPQ · · · · · · · <b>BS</b>
<input type="checkbox"/> <b>AL</b>	<b>AL</b>	Aluminium	LPQ · · · · · · · <b>AL</b>





# BASIC TRACK | CEILING

## PROJECTORS

### IP20 EXT



#### ES

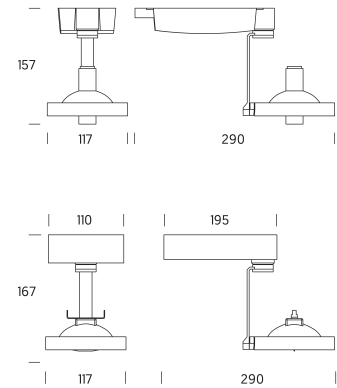
Proyector orientable fabricado en inyección de aluminio. Diseñado para LED (incluye lámpara), halogenuro metálico y lámpara halógena. Disponible tanto en versión para carril electrificado trifásico como de superficie. Equipo electrónico incluido.

#### EN

Three-phase track or surface adjustable projector. Die-casted aluminium, designed for metal halide and halogen lamps. Electronic equipment included.

#### FR

Projecteur orientable avec corps en aluminium injecté. Montage sur patère ou rail triphasé avec adaptateur. Conçu pour LED (lampe comprise), iodure et halogène Equipement électronique intégré au corps du projecteur.



#### BASIC TRACK

<b>LED</b>		≈ 8W	> 1200lm	<b>BAST A 10</b>	N	.	.	X	..
		230V ≈ 18W	> 2400lm	<b>BAST A 20</b>	N	.	.	X	..
		≈ 24W	> 3200lm	<b>BAST A 30</b>	N	.	.	X	..
	CDM-R111	230V GX 8.5	70W	<b>BAST G 70</b>	X	X	X	X	..
	QR-111	230V G53	100W	<b>BAST C 1C</b>	X	X	X	X	..

#### BASIC CEILING

<b>LED</b>		≈ 8W	> 1200lm	<b>BASC A 10</b>	.	.	.	X	..
		230V ≈ 18W	> 2400lm	<b>BASC A 20</b>	.	.	.	X	..
		≈ 24W	> 3200lm	<b>BASC A 30</b>	.	.	.	X	..
	CDM-R111	230V GX 8.5	70W	<b>BASC G 70</b>	X	X	X	X	..
	QR-111	230V G53	100W	<b>BASC C 1C</b>	X	X	X	X	..

McAdam C3 · >44.000 h. L90 · >69.000 h. L80 · >79.000 h. L70 / CRI >85

DOWNLOAD COMPLETE TECHNICAL DATA AND FILES ON:

**ONOKLIGHTING.COM/EN/BASIC-TRACK**  
**ONOKLIGHTING.COM/EN/BASIC-CEILING**

INFORMATION ABOUT PACKING SEE PAGE 324

#### LED CONTROL

	<b>N</b>	No Dimmable	BAS · A	..	<b>N</b>	.	.	.	..
	<b>F</b>	Dimmable 1-10V / Push	BASC A	..	<b>F</b>	.	.	.	..
	<b>D</b>	Dimmable Dali	BAS · A	..	<b>D</b>	.	.	.	..

#### LED COLOUR TEMPERATURE

	<b>3</b>	3000° K	BAS · A	..	.	.	<b>3</b>	.	..
	<b>4</b>	4000° K	BAS · A	..	.	.	<b>4</b>	.	..

#### LED BEAM ANGLE

	<b>2</b>	Spot	BAS · A	..	.	.	.	<b>2</b>	..
	<b>3</b>	Medium	BAS · A	..	.	.	.	<b>3</b>	..
	<b>5</b>	Medium	BAS · A	..	.	.	.	<b>5</b>	..

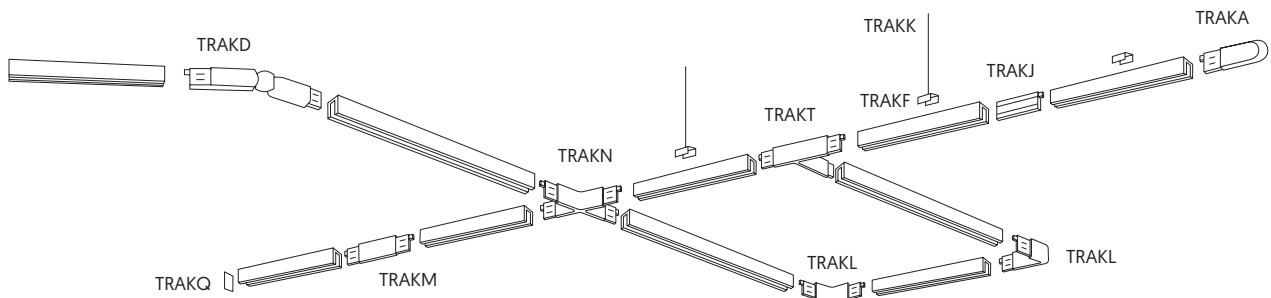
#### COMPLEMENTS

	<b>X</b>	No Complements	BAS · .	..	.	.	.	.	<b>X</b>	..
--	----------	----------------	---------	----	---	---	---	---	----------	----

#### COLOURS

	<b>WS</b>	Satin White	BAS · .	..	.	.	.	.	.	<b>WS</b>
	<b>BS</b>	Satin Black	BAS · .	..	.	.	.	.	.	<b>BS</b>

# TRACKS



**MATERIAL** Track's frame material is extruded aluminium. Insulation profiles inside frame are plastic. Phase and neutral conductors are 2,5 mm<sup>2</sup> rectangular copper, earth contact is cutted on aluminium frame. Plastic accessories materia is self-extinguishing polycarbonate class V0. Surface treatment alternatives are powder coating on white RAL9010 or black RAL9005 and anodizing.

**CONDUCTORS** Three phase conductor (L1, L2, L3), neutral (N) and ground (PE).

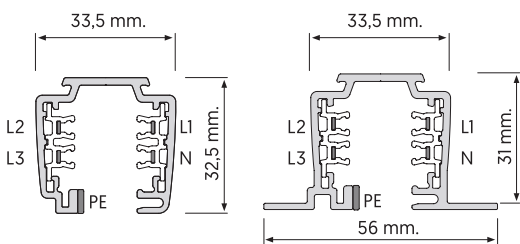
**RATED VALUES** 250/400 VAC 16A 50 Hz.

**PROTECTION CLASS** CLASS I IP20.

**OTHER** Can be cut on working site. No need to bend or tool power conductors after cutting.

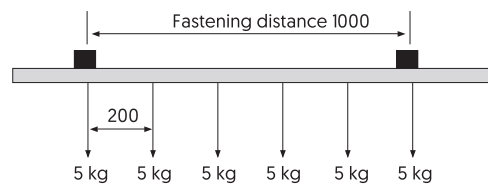
**QUALITY & SAFETY** Tested according EN 60570 and EN 60598.  

## PROFILE DIMENSIONS



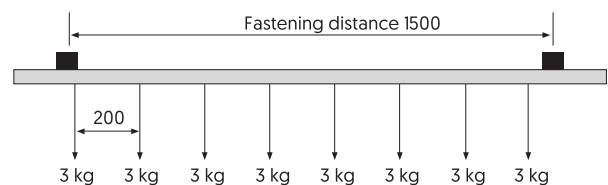
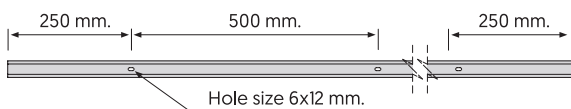
## MECHANICAL LOAD CARRYING CAPACITY

The recommended fastening distance is 1m

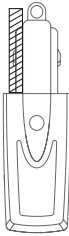
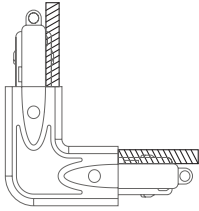


## MOUNTING HOLES ON TRACK

Pre-cutted holes on the top of track.



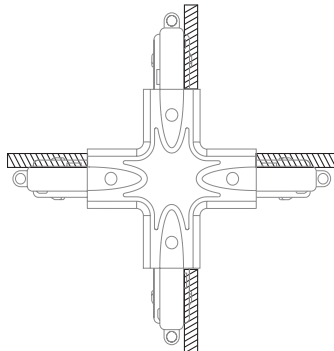
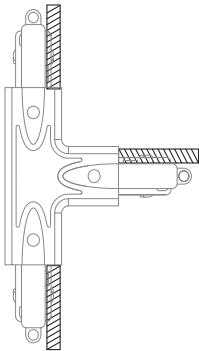
# TRACKS ACCESORIES



Earthing line position  
Terminals for stranded  
or solid wires. Cable  
size: 3 x 1,5mm<sup>2</sup> - 5 x  
2,5mm<sup>2</sup>



Earthing line position  
TA3A



Earthing line position  
Can be changed on  
working site.



Earthing line position

## TRACKS – SURFACE TRACK



SURFACE TRACK 1M.	230V	TRAK	C	XX	N	3	1	X	Choose a colour / Un color a elegir WS (Satin White) BS (Satin Black) AL (Aluminium)
SURFACE TRACK 2M.	230V	TRAK	C	XX	N	3	2	X	
SURFACE TRACK 3M.	230V	TRAK	C	XX	N	3	3	X	
SURFACE TRACK 4M.	230V	TRAK	C	XX	N	3	4	X	
SURFACE TRACK 1M. DALI	230V	TRAK	C	XX	D	3	1	X	
SURFACE TRACK 2M. DALI	230V	TRAK	C	XX	D	3	2	X	
SURFACE TRACK 3M. DALI	230V	TRAK	C	XX	D	3	3	X	
SURFACE TRACK 4M. DALI	230V	TRAK	C	XX	D	3	4	X	

## TRACKS – RECESSED TRACK



RECESSED TRACK 1M.	230V	TRAR	C	XX	N	3	1	X	WS BS AL
RECESSED TRACK 2M.	230V	TRAR	C	XX	N	3	2	X	
RECESSED TRACK 3M.	230V	TRAR	C	XX	N	3	3	X	
RECESSED TRACK 4M.	230V	TRAR	C	XX	N	3	4	X	
RECESSED TRACK 2M. DALI	230V	TRAR	C	XX	D	3	2	X	
RECESSED TRACK 3M. DALI	230V	TRAR	C	XX	D	3	3	X	
RECESSED TRACK 4M. DALI	230V	TRAR	C	XX	D	3	4	X	

## LEFT/RIGHT END CONNECTOR



RIGHT CONNECTOR	230V	<b>TRAK</b>	A	XX	X	3	X	D	} Choose a colour / Un colore a elegir WS (Satin White) BS (Satin Black) AL (Aluminium)
LEFT CONNECTOR	230V	<b>TRAK</b>	A	XX	X	3	X	I	
DALI RIGHT CONNECTOR	230V	<b>TRAK</b>	A	XX	D	3	X	D	
DALI LEFT CONNECTOR	230V	<b>TRAK</b>	A	XX	D	3	X	I	
DALI RIGHT CONNECTOR FOR RECESSED TRACK	230V	<b>TRAR</b>	A	XX	D	3	X	D	
DALI LEFT CONNECTOR FOR RECESSED TRACK	230V	<b>TRAR</b>	A	XX	D	3	X	I	

## END CAPS



END CAP	230V	<b>TRAK</b>	Q	XX	X	3	X	X	} WS BS AL
FOR DALI TRACK	230V	<b>TRAK</b>	Q	XX	X	3	X	X	
FOR DALI RECESSED TRACK	230V	<b>TRAR</b>	Q	XX	X	3	X	X	

## CONNECTORS – CENTRAL CONNECTOR



FOR TRACK	230V	<b>TRAK</b>	M	XX	N	3	X	X	} WS BS AL
FOR DALI TRACK	230V	<b>TRAK</b>	M	XX	D	3	X	X	
FOR DALI RECESSED TRACK	230V	<b>TRAR</b>	M	XX	D	3	X	X	

## CONNECTORS – 90° CONNECTOR




FOR TRACK	230V	<b>TRAK</b>	L	XX	N	3	X	X	} WS BS AL
FOR DALI TRACK	230V	<b>TRAK</b>	L	XX	D	3	X	X	
FOR DALI RECESSED TRACK	230V	<b>TRAR</b>	L	XX	D	3	X	X	

## CONNECTORS – FLEXIBLE L CONNECTOR



FOR TRACK	230V	<b>TRAK</b>	D	XX	N	3	X	X	} WS BS AL
FOR DALI TRACK	230V	<b>TRAK</b>	D	XX	D	3	X	X	
OR DALI RECESSED TRACK	230V	<b>TRAR</b>	D	XX	D	3	X	X	

### CONNECTORS – T CONNECTOR



FOR TRACK	230V	<b>TRAK</b>	<b>T</b>	<b>XX</b>	<b>N</b>	<b>3</b>	<b>X</b>	<b>X</b>	} WS BS AL
FOR DALI TRACK	230V	<b>TRAK</b>	<b>T</b>	<b>XX</b>	<b>D</b>	<b>3</b>	<b>X</b>	<b>X</b>	
FOR DALI RECESSED TRACK	230V	<b>TRAR</b>	<b>T</b>	<b>XX</b>	<b>D</b>	<b>3</b>	<b>X</b>	<b>X</b>	

### CONNECTORS – X CONNECTOR



FOR TRACK	230V	<b>TRAK</b>	<b>N</b>	<b>XX</b>	<b>N</b>	<b>3</b>	<b>X</b>	<b>X</b>	} WS BS AL
FOR DALI TRACK	230V	<b>TRAK</b>	<b>N</b>	<b>XX</b>	<b>D</b>	<b>3</b>	<b>X</b>	<b>X</b>	
FOR DALI RECESSED TRACK	230V	<b>TRAR</b>	<b>N</b>	<b>XX</b>	<b>D</b>	<b>3</b>	<b>X</b>	<b>X</b>	

### CONNECTORS – JOINTING UNION



FOR TRACK	230V	<b>TRAK</b>	<b>J</b>	<b>XX</b>	<b>N</b>	<b>3</b>	<b>X</b>	<b>X</b>	} WS BS AL
FOR DALI TRACK	230V	<b>TRAK</b>	<b>J</b>	<b>XX</b>	<b>D</b>	<b>3</b>	<b>X</b>	<b>X</b>	
FOR DALI RECESSED TRACK	230V	<b>TRAR</b>	<b>J</b>	<b>XX</b>	<b>D</b>	<b>3</b>	<b>X</b>	<b>X</b>	

### APPLIANCES – CEILING BRACKET




FOR TRACKS	230V	<b>TRAK</b>	<b>F</b>	<b>XX</b>	<b>X</b>	<b>3</b>	<b>X</b>	<b>X</b>	} WS BS AL
FOR DALI TRACKS	230V	<b>TRAK</b>	<b>F</b>	<b>XX</b>	<b>D</b>	<b>3</b>	<b>X</b>	<b>X</b>	

### APPLIANCES – SUSPENSION KIT



1,5 M. FOR TRACKS	230V	<b>TRAK</b>	<b>K</b>	<b>XX</b>	<b>X</b>	<b>3</b>	<b>M</b>	<b>X</b>	} WS BS AL
4 M. FOR TRACKS	230V	<b>TRAK</b>	<b>K</b>	<b>XX</b>	<b>X</b>	<b>3</b>	<b>4</b>	<b>X</b>	
6 M. FOR TRACKS	230V	<b>TRAK</b>	<b>K</b>	<b>XX</b>	<b>X</b>	<b>3</b>	<b>6</b>	<b>X</b>	
1,5 M. FOR DALI TRACKS	230V	<b>TRAK</b>	<b>K</b>	<b>XX</b>	<b>D</b>	<b>3</b>	<b>M</b>	<b>X</b>	
4 M. FOR DALI TRACKS	230V	<b>TRAK</b>	<b>K</b>	<b>XX</b>	<b>D</b>	<b>3</b>	<b>4</b>	<b>X</b>	
6 M. FOR DALI TRACKS	230V	<b>TRAK</b>	<b>K</b>	<b>XX</b>	<b>D</b>	<b>3</b>	<b>6</b>	<b>X</b>	





# CARDANS

# CARDANS

RRINGO TILT



TILT 1/1  
P. 76



TILT 1/2  
P. 76



TILT 1/3  
P. 76



TILT 2/1  
P. 78



TILT 2/2  
P. 78



TILT 2/3  
P. 78

CARDAN



CARDAN 1  
P. 80



CARDAN 2  
P. 80



CARDAN 4  
P. 80

FRAMELESS



CARDAN 1  
FRAMELESS  
P. 82



CARDAN 2  
FRAMELESS  
P. 82



CARDAN 4  
FRAMELESS  
P. 82



MINI



**CARDAN  
MINI 1  
P. 84**



**CARDAN  
MINI 2  
P. 84**



**CARDAN  
MINI 4  
P. 84**



**MOON  
P. 86**



**TAURO R  
P. 88**

610



**610/1  
P. 90**



**610/2  
P. 90**



**610/3  
P. 90**



**610/4  
P. 90**

611



**611/1  
P. 92**



**611/2  
P. 92**



**611/3  
P. 92**



**611/4  
P. 92**

**ES**


Luminaria empotrable basculante fabricada en policarbonato diseñada para LED de alto rendimiento con distintas opciones de difusor. Convertidor LED incluido, opcional con regulación mediante IGBT/TRIAC, 1-10V o PUSH.

**EN**

Tilting recessed spotlight made of polycarbonate, designed for high performance LED with different diffuser options. Remote LED driver included and optional dimmable IGBT/ TRIAC, 1-10V or PUSH version available.

**FR**

Encastré orientable avec corps en polycarbonate injecté. Conçu pour LED à haute performance avec plusieurs options de diffuseur disponible. Convertisseur LED inclus, avec gradation 1-10V, DALI ou bouton poussoir sur demande.



# RINGO TILT

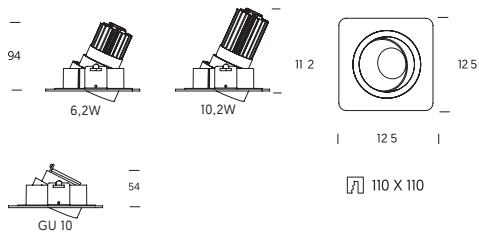
## 1-1 | 1-2 | 1-3

### CARDANS

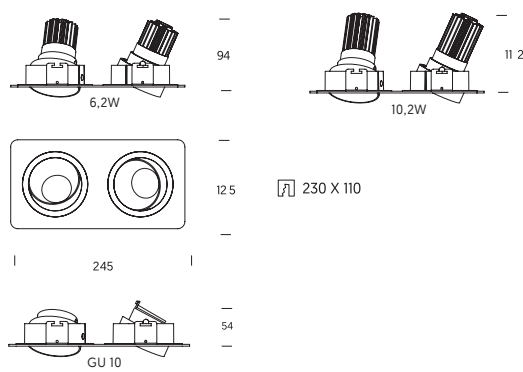
#### IP33 EXT



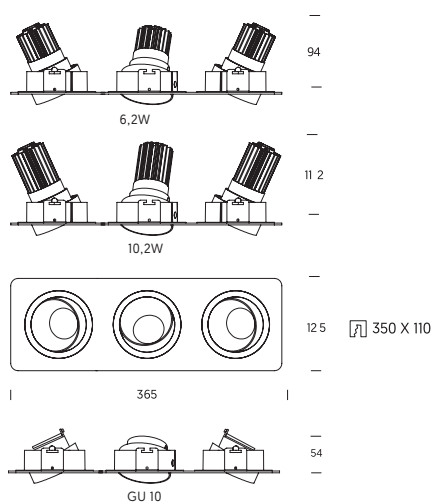
RINGO TILT. 1-1



RINGO TILT. 1-2



RINGO TILT. 1-3



DOWNLOAD COMPLETE TECHNICAL DATA AND FILES ON:

[ONOKLIGHTING.COM/EN/RINGO-TILT-01-1](http://ONOKLIGHTING.COM/EN/RINGO-TILT-01-1)  
[ONOKLIGHTING.COM/EN/RINGO-TILT-01-2](http://ONOKLIGHTING.COM/EN/RINGO-TILT-01-2)  
[ONOKLIGHTING.COM/EN/RINGO-TILT-01-3](http://ONOKLIGHTING.COM/EN/RINGO-TILT-01-3)

INFORMATION ABOUT PACKING SEE PAGE 324

RINGO TILT. 1-1

<b>LED</b>	230V	≈ 6W > 600lm	<b>RT11</b>	<b>A</b>	<b>06</b>	.	.	<b>4</b>	.	..
		≈ 10W > 1000lm	<b>RT11</b>	<b>A</b>	<b>10</b>	.	.	<b>4</b>	.	..
PAR 16 LED	230V GU10 LED	> 10W	<b>RT11</b>	<b>E</b>	<b>10</b>	<b>X</b>	<b>X</b>	<b>X</b>	<b>X</b>	..

RINGO TILT. 1-2

<b>LED</b>	230V	≈ 6W > 2 x 600lm	<b>RT12</b>	<b>A</b>	<b>06</b>	.	.	<b>4</b>	.	..
		≈ 10W > 2 x 1000lm	<b>RT12</b>	<b>A</b>	<b>10</b>	.	.	<b>4</b>	.	..
PAR 16 LED	230V GU10 LED	10W	<b>RT12</b>	<b>E</b>	<b>10</b>	<b>X</b>	<b>X</b>	<b>X</b>	<b>X</b>	..

RINGO TILT. 1-3

<b>LED</b>	230V	≈ 6W > 3 x 600lm	<b>RT13</b>	<b>A</b>	<b>06</b>	.	.	<b>4</b>	.	..
		≈ 10W > 3 x 1000lm	<b>RT13</b>	<b>A</b>	<b>10</b>	.	.	<b>4</b>	.	..
PAR 16 LED	230V GU10 LED	10W	<b>RT13</b>	<b>E</b>	<b>10</b>	<b>X</b>	<b>X</b>	<b>X</b>	<b>X</b>	..

#### LED CONTROL

<b>N</b>	No Dimmable	RT1 • A • • <b>N</b> • • • •
<b>C</b>	Dimmable IGBT / Triac	RT1 • A • • <b>C</b> • • • •
<b>F</b>	Dimmable 1-10V / Push	RT1 • A • • <b>F</b> • • • •
<b>D</b>	Dimmable Dali	RT1 • A • • <b>D</b> • • • •

#### LED COLOUR TEMPERATURE

<b>3K</b>	<b>3</b>	3000° K	RT1 • A • • • <b>3</b> • • • •
<b>4K</b>	<b>4</b>	4000° K	RT1 • A • • • <b>4</b> • • • •

#### LED BEAM ANGLE

<b>4</b>	Medium	RT1 • A • • • • <b>4</b> • •
----------	--------	------------------------------

#### LED COMPLEMENTS

<b>B</b>	Clear Difusser	RT1 • A • • • • • <b>B</b> • •
<b>A</b>	Ice Difusser	RT1 • A • • • • • <b>A</b> • •
<b>O</b>	Opal Difusser	RT1 • A • • • • • <b>O</b> • •

#### COLOURS

<b>WS</b>	<b>WS</b>	Satin White	RT1 • • • • • • • <b>WS</b>
<b>BS</b>	<b>BS</b>	Satin Black	RT1 • • • • • • • <b>BS</b>
<b>WG</b>	<b>WG</b>	Satin White + Gold	RT1 • • • • • • • <b>WG</b>
<b>BG</b>	<b>BG</b>	Satin Black + Gold	RT1 • • • • • • • <b>BG</b>
<b>BW*</b>	<b>BW*</b>	Satin Black + Satin White	RT1 • • • • • • • <b>BW*</b>
<b>WA*</b>	<b>WA*</b>	Satin White + Blue	RT1 • • • • • • • <b>WA*</b>
<b>BR*</b>	<b>BR*</b>	Satin White + Orange	RT1 • • • • • • • <b>BR*</b>

\* Optional, please consult

McAdam C3 · >50.000 h. L90 / CRI >80

**ES**

Luminaria empotrable basculante fabricada policarbonato diseñada para LED de alto rendimiento con reflector disponible en 3 ángulos de emisión diferentes con distintas opciones de difusor. Convertidor LED incluido, opcional con regulación 1 10V, PUSH o DALI.

**EN**

Tilting recessed spotlight made in polycarbonate, designed for high performance LED with a choice of 3 different beam reflectors and various diffuser options. Remote LED driver included and optional dimmable 1-10V, PUSH or DALI version available.

**FR**

Encastré orientable avec corps en polycarbonate injecté. Conçu pour LED à haute performance avec 3 optiques au choix et plusieurs options de diffuseur disponible. Convertisseur LED inclus, avec gradation 1-10V, DALI ou bouton poussoir sur demande.



# RINGO TILT

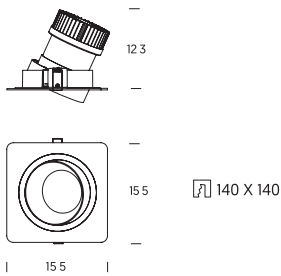
## 2-1 | 2-2 | 2-3

### CARDANS

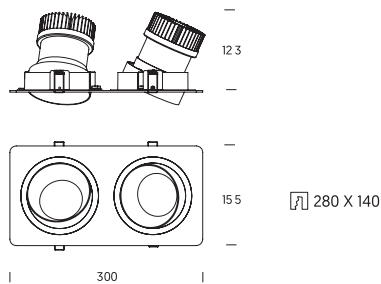
#### IP23 EXT



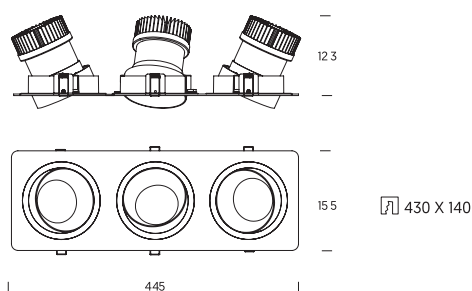
RINGO TILT. 2-1



RINGO TILT. 2-2



RINGO TILT. 2-3



DOWNLOAD COMPLETE TECHNICAL  
DATA AND FILES ON:

[ONOKLIGHTING.COM/EN/RINGO-TILT-02-1](http://ONOKLIGHTING.COM/EN/RINGO-TILT-02-1)  
[ONOKLIGHTING.COM/EN/RINGO-TILT-02-2](http://ONOKLIGHTING.COM/EN/RINGO-TILT-02-2)  
[ONOKLIGHTING.COM/EN/RINGO-TILT-02-3](http://ONOKLIGHTING.COM/EN/RINGO-TILT-02-3)

INFORMATION ABOUT PACKING SEE PAGE 324

RINGO TILT. 2-1

<b>LED</b>		230V ≈ 8W	> 1200lm	<b>RT21</b>	<b>A</b>	<b>10</b>	•	•	•	•	•	•	•
		≈ 18W	> 2400lm	<b>RT21</b>	<b>A</b>	<b>20</b>	•	•	•	•	•	•	•
		≈ 24W	> 3200lm	<b>RT21</b>	<b>A</b>	<b>30</b>	•	•	•	•	•	•	•

RINGO TILT. 2-2

<b>LED</b>		230V ≈ 8W	> 2 x 1200lm	<b>RT22</b>	<b>A</b>	<b>10</b>	•	•	•	•	•	•	•
		≈ 18W	> 2 x 2400lm	<b>RT22</b>	<b>A</b>	<b>20</b>	•	•	•	•	•	•	•
		≈ 24W	> 2 x 3200lm	<b>RT22</b>	<b>A</b>	<b>30</b>	•	•	•	•	•	•	•

RINGO TILT. 2-3

<b>LED</b>		230V ≈ 8W	> 3 x 1200lm	<b>RT23</b>	<b>A</b>	<b>10</b>	•	•	•	•	•	•	•
		≈ 18W	> 3 x 2400lm	<b>RT23</b>	<b>A</b>	<b>20</b>	•	•	•	•	•	•	•
		≈ 24W	> 3 x 3200lm	<b>RT23</b>	<b>A</b>	<b>30</b>	•	•	•	•	•	•	•

#### LED CONTROL

	<b>N</b>	No Dimmable	RT2 • A • • • <b>N</b> • • • • •
	<b>F</b>	Dimmable 1-10V / Push	RT2 • A • • • <b>F</b> • • • • •
	<b>D</b>	Dimmable Dali	RT2 • A • • • <b>D</b> • • • • •

#### LED COLOUR TEMPERATURE

	<b>3</b>	3000° K	RT2 • A • • • <b>3</b> • • • • •
	<b>4</b>	4000° K	RT2 • A • • • <b>4</b> • • • • •

#### LED BEAM ANGLE

	<b>2</b>	Spot	RT1 • A • • • • • <b>2</b> • • •
	<b>3</b>	Medium	RT1 • A • • • • • <b>3</b> • • •
	<b>6</b>	Flood	RT1 • A • • • • • <b>6</b> • • •

#### LED COMPLEMENTS

	<b>B</b>	Clear Difusser	RT2 • A • • • • • <b>B</b> • •
	<b>A</b>	Ice Difusser	RT2 • A • • • • • <b>A</b> • •
	<b>C</b>	Prismatic Difusser	RT2 • A • • • • • <b>C</b> • •

#### COLOURS

	<b>WS</b>	Satin White	RT2 • A • • • • • <b>WS</b>
	<b>BS</b>	Satin Black	RT2 • A • • • • • <b>BS</b>
	<b>WG</b>	Satin White + Gold	RT2 • A • • • • • <b>WG</b>
	<b>BG</b>	Satin Black + Gold	RT2 • A • • • • • <b>BG</b>
	<b>BW*</b>	Satin Black + Satin White	RT2 • A • • • • • <b>BW*</b>
	<b>WA*</b>	Satin White + Blue	RT2 • A • • • • • <b>WA*</b>
	<b>BR*</b>	Satin White + Orange	RT2 • A • • • • • <b>BR*</b>

\* Optional, please consult

McAdam C3 · >44.000 h, L90 · >69.000 h, L80 · >79.000 h, L70 / CRI >85

---

**ES**

Proyector orientable para montaje empotrado fabricado en inyección de aluminio y acero para 1/2/4 lámparas. Diseñados para lámparas de halogenuro metálico, lámpara halógena y LED de alto rendimiento con reflector disponible en 3 ángulos de emisión diferentes. Convertidor LED incluido, opcional con regulación 1-10V, PUSH o DALI.

**EN**

Recessed adjustable projector in die-casted aluminium and steel available with 1, 2 or 4 lamps. Designed for metal halide, halogen and high performance LED with a choice of 3 different beam reflectors. On board LED driver included and optional dimmable 1-10V, PUSH or DALI version available.

**FR**

Projecteur orientable à encastrer avec corps en aluminium injecté et acier pour 1/2/4 lampes. Conçu pour iodure, halogène ou LED à haute performance avec 3 optiques au choix. Convertisseur intégré au corps du projecteur. Gradation 1-10V, DALI ou bouton poussoir sur demande.



# CARDAN

## 1 | 2 | 4

### CARDANS

#### IP23 EXT



850°
 30°
 |
 180

#### CARDAN 1

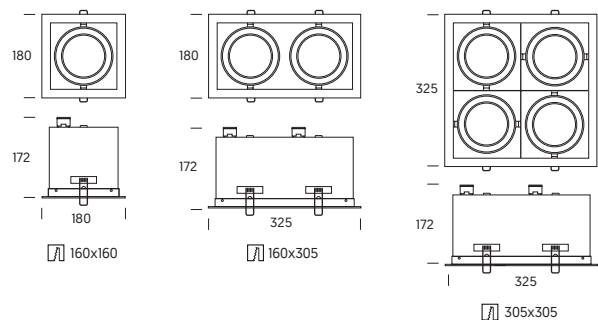
<b>LED</b>		≈ 8W	> 1200lm	<b>CRX1 A 10</b> . . . X ..
		≈ 18W	> 2400lm	<b>CRX1 A 20</b> . . . X ..
		≈ 24W	> 3200lm	<b>CRX1 A 30</b> . . . X ..
	HCI-T		35W	<b>CRX1 B 35 N</b> X X X ..
			70W	<b>CRX1 B 70 N</b> X X X ..
	QR-111		100W	<b>CRX1 C 1C</b> X X X X ..
	HCI-TC		35W	<b>CRX1 F 35</b> X X X X ..
			70W	<b>CRX1 F 70</b> X X X X ..
	CDM-R111		70W	<b>CRX1 G 70</b> X X X X ..

#### CARDAN 2

<b>LED</b>		≈ 8W	> 2 x 1200lm	<b>CRX2 A 10</b> . . . X ..
		≈ 18W	> 2 x 2400lm	<b>CRX2 A 20</b> . . . X ..
		≈ 24W	> 2 x 3200lm	<b>CRX2 A 30</b> . . . X ..
	HCI-T		2x 35W	<b>CRX2 B 35 N</b> X X X X ..
			2x 70W	<b>CRX2 B 70 N</b> X X X X ..
	QR-111		2x 100W	<b>CRX2 C 1C</b> X X X X ..
	HCI-TC		2x 35W	<b>CRX2 F 35</b> X X X X ..
			2x 70W	<b>CRX2 F 70</b> X X X X ..
	CDM-R111		2x 70W	<b>CRX2 G 70</b> X X X X ..

#### CARDAN 4

<b>LED</b>		≈ 8W	> 4 x 1200lm	<b>CRX4 A 10</b> . . . X ..
		≈ 18W	> 4 x 2400lm	<b>CRX4 A 20</b> . . . X ..
		≈ 24W	> 4 x 3200lm	<b>CRX4 A 30</b> . . . X ..
	HCI-T		4x 35W	<b>CRX4 B 35 N</b> X X X X ..
			4x 70W	<b>CRX4 B 70 N</b> X X X X ..
	QR-111		4x 100W	<b>CRX4 C 1C</b> X X X X ..
	HCI-TC		4x 35W	<b>CRX4 F 35</b> X X X X ..
			4x 70W	<b>CRX4 F 70</b> X X X X ..
	CDM-R111		4x 70W	<b>CRX4 G 70</b> X X X X ..



#### LED CONTROL

	<b>N</b>	No Dimmable	CRX • A .. <b>N</b> . . . ..
	<b>F</b>	Dimmable 1-10V / Push	CRX • A .. <b>F</b> . . . ..
	<b>D</b>	Dimmable Dali	CRX • A .. <b>D</b> . . . ..

#### LED COLOUR TEMPERATURE

	<b>3</b>	3000° K	CRX • A .. . <b>3</b> . . . ..
	<b>4</b>	4000° K	CRX • A .. . <b>4</b> . . . ..

#### LED BEAM ANGLE

	<b>2</b>	Spot	CRX • A .. . . <b>2</b> . . . ..
	<b>3</b>	Medium	CRX • A .. . . <b>3</b> . . . ..
	<b>5</b>	Flood	CRX • A .. . . <b>5</b> . . . ..

#### COMPLEMENTS

	<b>X</b>	No Complements	CRX • . . . . . <b>X</b> ..
--	----------	----------------	-----------------------------

#### COLOURS

	<b>WS</b>	Satin White	CRX • . . . . . <b>WS</b>
	<b>AB</b>	Aluminium + Satin Black	CRX • . . . . . <b>AB</b>

DOWNLOAD COMPLETE TECHNICAL  
 DATA AND FILES ON:  
[ONOKLIGHTING.COM/EN/CARDAN-1](http://ONOKLIGHTING.COM/EN/CARDAN-1)  
[ONOKLIGHTING.COM/EN/CARDAN-2](http://ONOKLIGHTING.COM/EN/CARDAN-2)  
[ONOKLIGHTING.COM/EN/CARDAN-3](http://ONOKLIGHTING.COM/EN/CARDAN-3)

McAdam C3 · >53.000 h. L90 · >78.000 h. L80 · >88.000 h. L70 / CRI >85

INFORMATION ABOUT PACKING SEE PAGE 324



**ES**

Proyector orientable para montaje empotrado fabricado en inyección de aluminio y acero para 1/2/4 lámparas. Diseñados para lámparas de halogenuro metálico, lámpara halógena y LED de alto rendimiento con reflector disponible en 3 ángulos de emisión diferentes. Convertidor LED incluido, opcional con regulación 1-10V, PUSH o DALI. Diseñado para instalación sin marco.

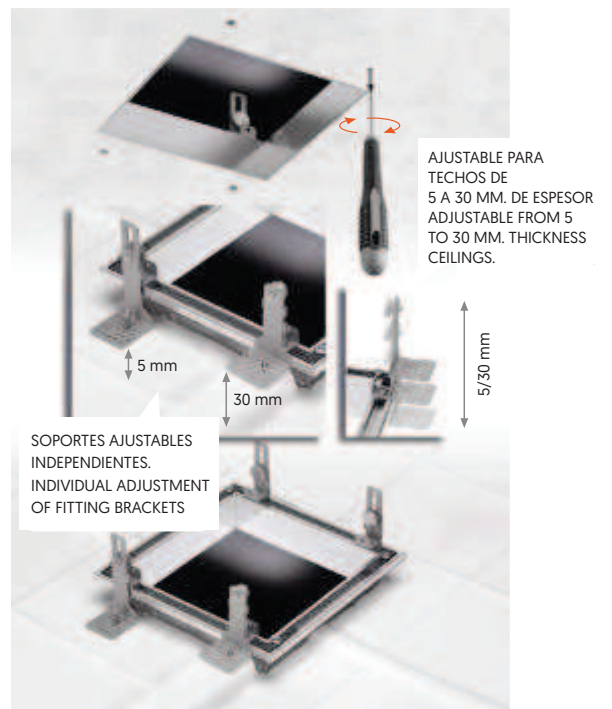
**EN**

Recessed adjustable projector in die-casted aluminium and steel available with 1, 2 or 4 lamps. Designed for metal halide, halogen or high performance LED with a choice of 3 different beam reflectors. On board LED driver included and optional dimmable 1-10V, PUSH or DALI version available. Designed for a frameless fitting.

**FR**

Projecteur orientable à ossature cachée à encastrer avec corps en aluminium injecté et acier pour 1/2/4 lampes. Conçu pour iodure, halogène ou LED à haute performance avec 3 optiques au choix. Convertisseur intégré au corps du projecteur. Gradation 1-10V, DALI ou bouton poussoir sur demande. Parfait pour une installation sans marquage.

INSTALACIÓN SIN MARCO / FITTING WITHOUT FRAME





# CARDAN FRAMELESS

## 1 | 2 | 4 CARDANS

IP23 EXT



85°



30°

180



### CARDAN 1 FRAMELESS

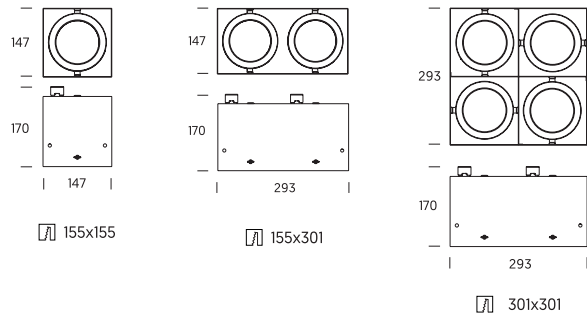
LED	230V	Power	Light Output	Code	Beam Angle	Dimmable	Push	Dali	3K	4K	2	3	5	Compl	Color
LED	230V	≈ 8W	> 1200lm	CRF1 A 10	• • •	X	• • •	• • •	• • •	• • •	• • •	• • •	• • •	• • •	• • •
		≈ 18W	> 2400lm	CRF1 A 20	• • •	X	• • •	• • •	• • •	• • •	• • •	• • •	• • •	• • •	• • •
		≈ 24W	> 3200lm	CRF1 A 30	• • •	X	• • •	• • •	• • •	• • •	• • •	• • •	• • •	• • •	• • •
HCI-T	230V* G12	35W		CRF1 B 35	N	X	X	X	X	• • •	• • •	• • •	• • •	• • •	• • •
		70W		CRF1 B 70	N	X	X	X	X	• • •	• • •	• • •	• • •	• • •	• • •
QR-III	12V G53	100W		CRF1 C 1C	X	X	X	X	X	• • •	• • •	• • •	• • •	• • •	• • •
HCI-TC	230V* G8.5	35W		CRF1 F 35	X	X	X	X	X	• • •	• • •	• • •	• • •	• • •	• • •
		70W		CRF1 F 70	X	X	X	X	X	• • •	• • •	• • •	• • •	• • •	• • •
CDM-R111	230V*GX8.5	70W		CRF1 G 70	X	X	X	X	X	• • •	• • •	• • •	• • •	• • •	• • •

### CARDAN 2 FRAMELESS

LED	230V	≈ 8W	>2 x 1200lm	CRF2 A 10	• • •	X	• • •	• • •	• • •	• • •	• • •	• • •	• • •	• • •	• • •
		≈ 18W	>2 x 2400lm	CRF2 A 20	• • •	X	• • •	• • •	• • •	• • •	• • •	• • •	• • •	• • •	• • •
		≈ 24W	>2 x 3200lm	CRF2 A 30	• • •	X	• • •	• • •	• • •	• • •	• • •	• • •	• • •	• • •	• • •
HCI-T	230V* G12	2x 35W		CRF2 B 35	N	X	X	X	X	• • •	• • •	• • •	• • •	• • •	• • •
		2x 70W		CRF2 B 70	N	X	X	X	X	• • •	• • •	• • •	• • •	• • •	• • •
QR-III	12V G53	2x 100W		CRF2 C 1C	X	X	X	X	X	• • •	• • •	• • •	• • •	• • •	• • •
HCI-TC	230V* G8.5	2x 35W		CRF2 F 35	X	X	X	X	X	• • •	• • •	• • •	• • •	• • •	• • •
		2x 70W		CRF2 F 70	X	X	X	X	X	• • •	• • •	• • •	• • •	• • •	• • •
CDM-R111	230V*GX8.5	2x 70W		CRF2 G 70	X	X	X	X	X	• • •	• • •	• • •	• • •	• • •	• • •

### CARDAN 4 FRAMELESS

LED	230V	≈ 8W	>4 x 1200lm	CRF4 A 10	• • •	X	• • •	• • •	• • •	• • •	• • •	• • •	• • •	• • •	• • •
		≈ 18W	>4 x 2400lm	CRF4 A 20	• • •	X	• • •	• • •	• • •	• • •	• • •	• • •	• • •	• • •	• • •
		≈ 24W	>4 x 3200lm	CRF4 A 30	• • •	X	• • •	• • •	• • •	• • •	• • •	• • •	• • •	• • •	• • •
HCI-T	230V* G12	4x 35W		CRF4 B 35	N	X	X	X	X	• • •	• • •	• • •	• • •	• • •	• • •
		4x 70W		CRF4 B 70	N	X	X	X	X	• • •	• • •	• • •	• • •	• • •	• • •
QR-III	12V G53	4x 100W		CRF4 C 1C	X	X	X	X	X	• • •	• • •	• • •	• • •	• • •	• • •
HCI-TC	230V* G8.5	4x 35W		CRF4 F 35	X	X	X	X	X	• • •	• • •	• • •	• • •	• • •	• • •
		4x 70W		CRF4 F 70	X	X	X	X	X	• • •	• • •	• • •	• • •	• • •	• • •
CDM-R111	230V*GX8.5	4x 70W		CRF4 G 70	X	X	X	X	X	• • •	• • •	• • •	• • •	• • •	• • •



### LED CONTROL

N	No Dimmable	CRF • A • • N • • • • •
F	Dimmable 1-10V / Push	CRF • A • • F • • • • •
D	Dimmable Dali	CRF • A • • D • • • • •

### LED COLOUR TEMPERATURE

3K	3	3000° K	CRF • A • • • 3 • • • • •
4K	4	4000° K	CRF • A • • • 4 • • • • •

### LED BEAM ANGLE

2	Spot	CRF • A • • • • 2 • • • • •
3	Medium	CRF • A • • • • 3 • • • • •
5	Flood	CRF • A • • • • 5 • • • • •

### COMPLEMENTS

X	No Complements	CRF • • • • • X • • • • •
---	----------------	---------------------------

### COLOURS

WS	WS	Satin White	CRF • • • • • WS • • • • •
AB	AB	Aluminium + Satin Black	CRF • • • • • AB • • • • •

DOWNLOAD COMPLETE TECHNICAL DATA AND FILES ON:  
[ONOKLIGHTING.COM/EN/FRAMELESS-1](http://ONOKLIGHTING.COM/EN/FRAMELESS-1)  
[ONOKLIGHTING.COM/EN/FRAMELESS-2](http://ONOKLIGHTING.COM/EN/FRAMELESS-2)  
[ONOKLIGHTING.COM/EN/FRAMELESS-3](http://ONOKLIGHTING.COM/EN/FRAMELESS-3)



# CARDAN

## MINI 1 | 2 | 4



### CARDANS

#### IP23 EXT

#### ES

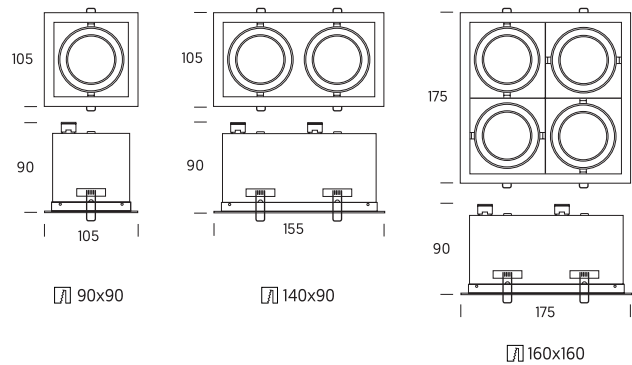
Proyector orientable para montaje empotrado fabricado en inyección de aluminio y acero para 1/2/4 lámparas. Diseñados lámpara halógena de 50mm de diámetro de muy baja tensión y a tensión de red.

#### EN

Recessed adjustable projector in die-casted aluminium and steel available with 1, 2 or 4 lamps. Designed for Ø50 mm very low voltage halogen lamps and low voltage distribution networks.

#### FR

Projecteur orientable à encastrer avec corps en aluminium injecté et acier pour 1/2/4 lampes. Conçu pour lampes halogènes TBT avec un diamètre de 50mm.



#### CARDAN MINI 1

		12V GU 5.3 50W	<b>CRM1 D 50</b>	<b>X X X X</b>	..
		230V GU 10 50W	<b>CRM1 E 50</b>	<b>X X X X</b>	..

#### CARDAN MINI 2

		12V GU 5.3 2x 50W	<b>CRM2 D 50</b>	<b>X X X X</b>	..
		230V GU 10 2x 50W	<b>CRM2 E 50</b>	<b>X X X X</b>	..

#### CARDAN MINI 4

		12V GU 5.3 4x 50W	<b>CRM4 D 50</b>	<b>X X X X</b>	..
		230V GU 10 4x 50W	<b>CRM4 E 50</b>	<b>X X X X</b>	..

#### CONTROL

<input checked="" type="checkbox"/>	<b>X</b>	No Control	CRM• • • <b>X</b> • • • •
-------------------------------------	----------	------------	---------------------------

#### COLOUR TEMPERATURE

<input type="checkbox"/>	<b>X</b>	No Temperature	CRM• • • • <b>X</b> • • • •
--------------------------	----------	----------------	-----------------------------

#### BEAM ANGLE

<input type="checkbox"/>	<b>X</b>	No Angle	CRM• • • • • <b>X</b> • •
--------------------------	----------	----------	---------------------------

#### COMPLEMENTS

<input checked="" type="checkbox"/>	<b>X</b>	No Diffuser	CRM• • • • • <b>X</b> • •
-------------------------------------	----------	-------------	---------------------------

#### COLOURS

<input checked="" type="checkbox"/>	<b>WS</b>	Satin White	CRM• • • • • • <b>WS</b>
<input type="checkbox"/>	<b>BS</b>	Satin Black	CRM• • • • • • <b>BS</b>
<input type="checkbox"/>	<b>AL</b>	Aluminium	CRM• • • • • • <b>AL</b>

DOWNLOAD COMPLETE TECHNICAL DATA AND FILES ON:

[ONOKLIGHTING.COM/EN/CARDAN-MINI-1](https://www.onoklighting.com/en/cardan-mini-1)  
[ONOKLIGHTING.COM/EN/CARDAN-MINI-2](https://www.onoklighting.com/en/cardan-mini-2)  
[ONOKLIGHTING.COM/EN/CARDAN-MINI-4](https://www.onoklighting.com/en/cardan-mini-4)

INFORMATION ABOUT PACKING SEE PAGE 324



# MOON

## CARDANS



### IP23 EXT

#### ES

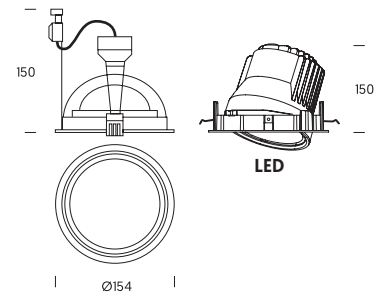
Proyector orientable para montaje empotrado fabricado en inyección de aluminio. Diseñados para lámpara de halogenuro metálico, lámpara halógena y LED de alto rendimiento con reflector disponible en 3 ángulos de emisión diferentes. Convertidor LED incluido, opcional con regulación 1-10V, PUSH o DALI.

#### EN

Recessed adjustable projector in die-casted aluminium. Designed for metal halide and halogen lamps or high performance LED with a choice of 3 different beam reflectors. On board LED driver included and optional dimmable 1-10V, PUSH or DALI version available.

#### FR

Projecteur orientable à encastrer avec corps en aluminium injecté. Conçu pour iodure, halogène ou LED à haute performance avec 3 optiques au choix. Convertisseur intégré. Gradation 1-10V, DALI ou bouton poussoir sur demande.



#### MOON

LED	230V	Power	Beam Angle	Beam Type	MOON A	MOON B	MOON C	MOON F		
LED	230V	≈ 8W	> 1200lm	MOON A	10	.	.	.	X	..
		≈ 18W	> 2400lm	MOON A	20	.	.	.	X	..
QR-III	12V G53	max. 100W	MOON C	1C	X	X	X	X	..	
HCI-T	230V* G12	max. 35W	MOON B	35	X	X	4	X	..	
		max. 70W	MOON B	70	X	X	4	X	..	
HCI-TC	230V G8.5	max. 35W	MOON F	35	X	X	4	X	..	
		max. 70W	MOON F	70	X	X	4	X	..	

McAdam C3 · >53.000 h. L90 · >78.000 h. L80 · >88.000 h. L70 / CRI >85

DOWNLOAD COMPLETE TECHNICAL DATA AND FILES ON:  
**ONOKLIGHTING.COM/EN/MOON**

INFORMATION ABOUT PACKING SEE PAGE 324

#### LED CONTROL

Control	MOON A	MOON B	MOON C	MOON F
<b>N</b> No Dimmable	MOON • A	..	<b>N</b>	• • • • •
<b>F</b> Dimmable 1-10V / Push	MOON • A	..	<b>F</b>	• • • • •
<b>D</b> Dimmable Dali	MOON • A	..	<b>D</b>	• • • • •

#### LED COLOUR TEMPERATURE

Temp	MOON A	MOON B	MOON C	MOON F
<b>3K</b> 3000° K	MOON • A	..	•	<b>3</b> • • • •
<b>4K</b> 4000° K	MOON • A	..	•	<b>4</b> • • • •

#### LED BEAM ANGLE

Beam Angle	MOON A	MOON B	MOON C	MOON F
<b>1</b> Spot	MOON • A	..	•	<b>1</b> • • • •
<b>2</b> Medium	MOON • A	..	•	<b>2</b> • • • •
<b>4</b> Flood	MOON • A	..	•	<b>4</b> • • • •

#### COMPLEMENTS

<b>X</b> No Complements	MOON •	• • • • •	<b>X</b> • •
-------------------------	--------	-----------	--------------

#### COLOURS

<b>WB</b> WB Satin White + Satin Black	MOON •	• • • • •	<b>WB</b>
<b>BS</b> BS Satin Black	MOON •	• • • • •	<b>BS</b>



# TAURO R

## CARDANS

### IP20 EXT



#### ES

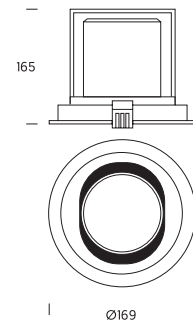
Proyector orientable para montaje empotrado fabricado en inyección de aluminio. Diseñados para lámpara de halogenuro metálico con reflector disponible en 3 ángulos de emisión diferentes.

#### EN

Recessed adjustable projector in die-casted aluminium. Designed for metal halide lamps with a choice of 3 different beam reflectors.

#### FR

Projecteur orientable à encastrer avec corps en aluminium injecté. Conçu pour iodure ou halogène avec 3 optiques au choix.



#### MOON

HCI-TC          230V G8.5	max. 35W	<b>TAUR F 35 X X . X WS</b>
	max. 70W	<b>TAUR F 70 X X . X WS</b>

DOWNLOAD COMPLETE TECHNICAL DATA AND FILES ON:  
[ONOKLIGHTING.COM/EN/TAURO-R](http://ONOKLIGHTING.COM/EN/TAURO-R)

INFORMATION ABOUT PACKING SEE PAGE 324

#### CONTROL

<input checked="" type="checkbox"/>	<b>X</b>	No Control	TAUR . . . . <b>X</b> . . . .
-------------------------------------	----------	------------	-------------------------------

#### COLOUR TEMPERATURE

<input checked="" type="checkbox"/>	<b>X</b>	No Temperature	TAUR . . . . <b>X</b> . . . .
-------------------------------------	----------	----------------	-------------------------------

#### BEAM ANGLE

	<b>1</b>	Spot	TAUR . . . . <b>1</b> . . . .
	<b>2</b>	Medium	TAUR . . . . <b>2</b> . . . .
	<b>3</b>	Flood	TAUR . . . . <b>3</b> . . . .

#### COMPLEMENTS

<input checked="" type="checkbox"/>	<b>X</b>	No Complements	TAUR . . . . . <b>X</b> . . . .
-------------------------------------	----------	----------------	---------------------------------

#### COLOURS

	<b>WB</b>	Satin White + Satin Black	TAUR . . . . . <b>WB</b>
--	-----------	---------------------------	--------------------------



---

**ES**

Luminaria empotrable basculante fabricada en acero y zamak, diseñada para 1/2/3/4 lámparas halógenas de Ø50mm y LED de alto rendimiento. Convertidor LED incluido, opcional con regulación mediante IGBT/TRIAC, 1-10V, PUSH o DALI.

**EN**

Adjustable steel and zamak recessed spotlight, designed for Ø50mm halogen lamps and high performance LED. Available with 1, 2, 3 or 4 lamps. Remote LED driver included, with optional dimmable IGBT/TRIAC, 1-10V, PUSH or DALI version available.

**FR**

Encastré orientable avec corps en fer et zamak. Conçu pour 1/2/3/4 lampes halogènes de Ø50mm et LED à haute performance. Convertisseur LED inclus, avec gradation IGBT/TRIAC, 1-10V, DALI ou bouton poussoir sur demande.



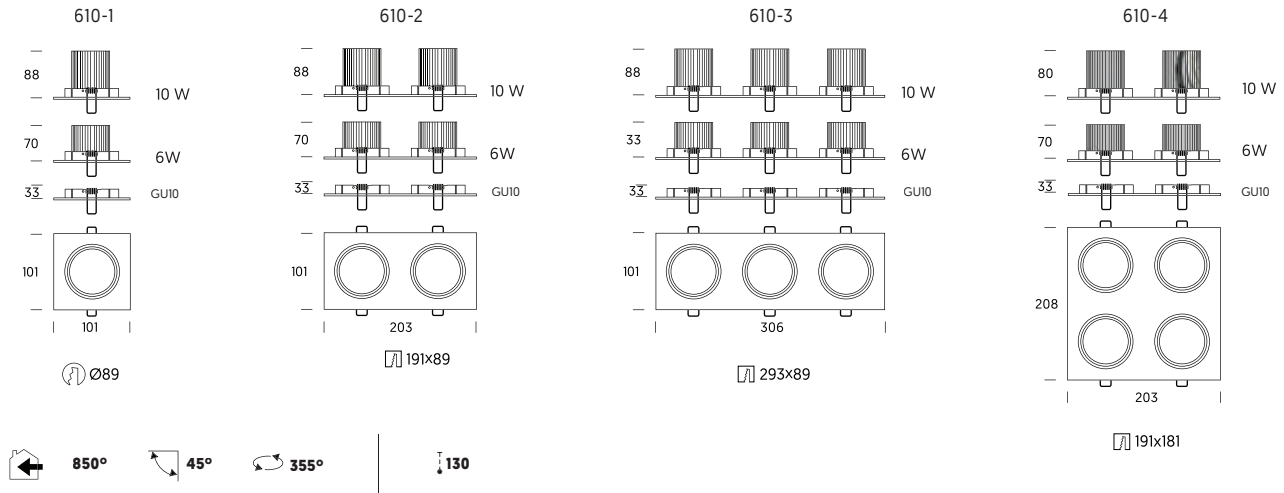
# 610

## 1 | 2 | 3 | 4

### CARDANS



#### IP23 EXT



#### 610-1

<b>LED</b>	230V	≈ 6W	> 600lm	<b>6101 A 06</b> . . 4 B ..
		≈ 10W	> 1000lm	<b>6101 A 10</b> . . 4 B ..
QR-CBC 51	12V	GU 5.3	50W	<b>6101 D 50</b> X X X X ..
PAR 16	230V	GU 10	50W	<b>6101 E 50</b> X X X X ..

#### 610-2

<b>LED</b>	230V	≈ 6W	> 600lm	<b>6102 A 06</b> . . 4 B ..
		≈ 10W	> 1000lm	<b>6102 A 10</b> . . 4 B ..
QR-CBC 51	12V	GU 5.3	2x 50W	<b>6102 D 50</b> X X X X ..
PAR 16	230V	GU 10	2x 50W	<b>6102 E 50</b> X X X X ..

#### 610-3

<b>LED</b>	230V	≈ 6W	> 600lm	<b>6103 A 06</b> . . 4 B ..
		≈ 10W	> 1000lm	<b>6103 A 10</b> . . 4 B ..
QR-CBC 51	12V	GU 5.3	3x 50W	<b>6103 D 50</b> X X X X ..
PAR 16	230V	GU 10	3x 50W	<b>6103 E 50</b> X X X X ..

#### 610-4

<b>LED</b>	230V	≈ 6W	> 600lm	<b>6104 A 06</b> . . 4 B ..
		≈ 10W	> 1000lm	<b>6104 A 10</b> . . 4 B ..
QR-CBC 51	12V	GU 5.3	4x 50W	<b>6104 D 50</b> X X X X ..
PAR 16	230V	GU 10	4x 50W	<b>6104 E 50</b> X X X X ..

#### LED CONTROL

<b>N/DIM</b>	<b>N</b>	No Dimmable	610 . A .. <b>N</b> . . . ..
<b>LC</b>	<b>C</b>	Dimmable IGBT / Triac	610 . A .. <b>C</b> . . . ..
<b>PUSH</b>	<b>F</b>	Dimmable 1-10V / Push	610 . A .. <b>F</b> . . . ..
<b>DALI</b>	<b>D</b>	Dimmable Dali	610 . A .. <b>D</b> . . . ..

#### LED COLOUR TEMPERATURE

<b>3K</b>	<b>3</b>	3000° K	610 . A .. . <b>3</b> . . . ..
<b>4K</b>	<b>4</b>	4000° K	610 . A .. . <b>4</b> . . . ..

#### LED BEAM ANGLE

<b>2</b>	<b>2</b>	Medium	610 . A .. . . <b>4</b> . . . ..
----------	----------	--------	----------------------------------

#### LED COMPLEMENTS

<b>B</b>	<b>B</b>	Clear Difusser	610 . A .. . . . <b>B</b> ..
----------	----------	----------------	------------------------------

#### COLOURS

<b>WS</b>	<b>WS</b>	Satin White	610 . . . . . <b>WS</b>
<b>BS</b>	<b>BS</b>	Satin Black	610 . . . . . <b>BS</b>
<b>AL</b>	<b>AL</b>	Aluminium	610 . . . . . <b>AL</b>

McAdam C3 · >50.000 h. L90 / CRI >80

INFORMATION ABOUT PACKING SEE PAGE 324

DOWNLOAD COMPLETE TECHNICAL DATA AND FILES ON:

[ONOKLIGHTING.COM/EN/610-1](http://ONOKLIGHTING.COM/EN/610-1)  
[ONOKLIGHTING.COM/EN/610-2](http://ONOKLIGHTING.COM/EN/610-2)  
[ONOKLIGHTING.COM/EN/610-3](http://ONOKLIGHTING.COM/EN/610-3)  
[ONOKLIGHTING.COM/EN/610-4](http://ONOKLIGHTING.COM/EN/610-4)

---

**ES**

Luminaria empotrable basculante fabricada en aluminio, diseñada para 1/2/3/4 lámparas halógenas de Ø111mm y LED de alto rendimiento con reflector disponible en 3 ángulos de emisión diferentes. Convertidor LED incluido, opcional con regulación 1-10V, PUSH o DALI.

**EN**

Adjustable aluminium recessed spotlight, designed for Ø111mm halogen lamps and high performance LED with a choice of 3 different beam reflectors. Available with 1, 2, 3 or 4 lamps. Remote LED driver included, with optional dimmable 1-10V, PUSH or DALI version available.

**FR**

Encastré orientable avec corps en aluminium. Conçu pour 1/2/3/4 lampes halogènes de Ø111mm et LED à haute performance avec 3 optiques au choix. Convertisseur LED inclus, avec gradation 1-10V, DALI ou bouton poussoir sur demande. poussoir sur demande.



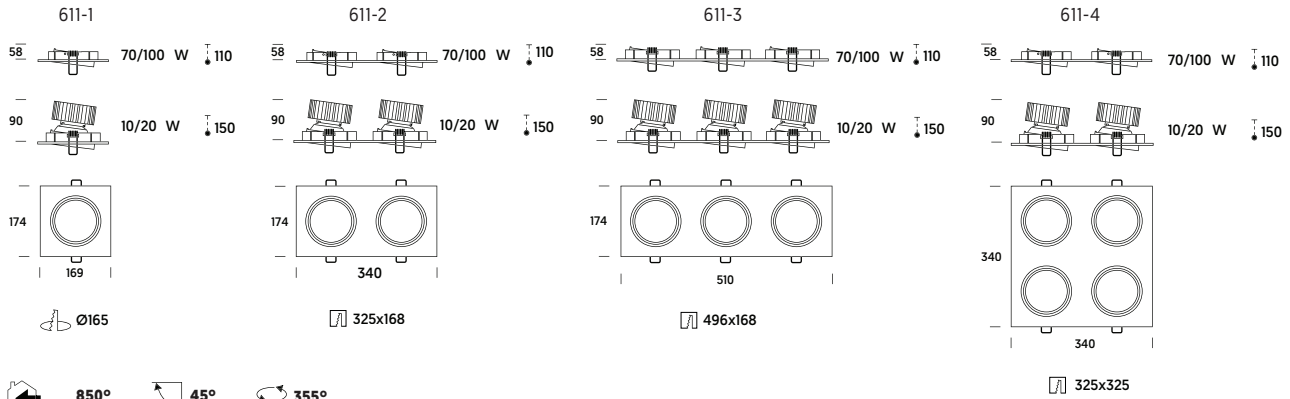
# 611

## 1 | 2 | 3 | 4

### CARDANS



#### IP23 EXT



611-1		LED		230V		≈ 8W		> 1200lm		6111		A		10		. . . X ..	
		230V		≈ 18W		> 2400lm		6111		A		20		. . . X ..			
		230V		≈ 24W		> 3200lm		6111		A		30		. . . X ..			

QR-111	12V	G53	100W	6111	C	1C	X	X	X	X	..
CDM-R111	230V*	Gx8.5	70W	6111	G	70	X	X	X	X	..
HS ES-111	230V	GU10	100W	6111	E	1C	X	X	X	X	..

611-2		LED		230V		≈ 8W		> 2 x 1200lm		6112		A		10		. . . X ..	
		230V		≈ 18W		> 2 x 2400lm		6112		A		20		. . . X ..			
		230V		≈ 24W		> 2 x 3200lm		6112		A		30		. . . X ..			

QR-111	12V	G53	2x 100W	6112	C	1C	X	X	X	X	..
CDM-R111	230V*	Gx8.5	2x 70W	6112	G	70	X	X	X	X	..
HS ES-111	230V	GU10	2x 100W	6111	E	1C	X	X	X	X	..

611-3		LED		230V		≈ 8W		> 3 x 1200lm		6113		A		10		. . . X ..	
		230V		≈ 18W		> 3 x 2400lm		6113		A		20		. . . X ..			
		230V		≈ 24W		> 3 x 3200lm		6113		A		30		. . . X ..			

QR-111	12V	G53	3x 100W	6113	C	1C	X	X	X	X	..
CDM-R111	230V*	Gx8.5	3x 70W	6113	G	70	X	X	X	X	..
HS ES-111	230V	GU10	3x 100W	6111	E	1C	X	X	X	X	..

611-4		LED		230V		≈ 8W		> 4 x 1200lm		6114		A		10		. . . X ..	
		230V		≈ 18W		> 4 x 2400lm		6114		A		20		. . . X ..			
		230V		≈ 24W		> 4 x 3200lm		6114		A		30		. . . X ..			

QR-111	12V	G53	4x 100W	6114	C	1C	X	X	X	X	..
CDM-R111	230V*	Gx8.5	4x 70W	6114	G	70	X	X	X	X	..
HS ES-111	230V	GU10	4x 100W	6111	E	1C	X	X	X	X	..

#### LED CONTROL

N/DM	N	No Dimmable	611	•	A	••	N	•	•	•	•	•	•	•
PUSH	F	Dimmable 1-10V / Push	611	•	A	••	F	•	•	•	•	•	•	•
DALI	D	Dimmable Dali	611	•	A	••	D	•	•	•	•	•	•	•

#### LED COLOUR TEMPERATURE

3K	3	3000° K	611	•	A	••	•	•	32	•	•	•	•	•
4K	4	4000° K	611	•	A	••	•	•	4	•	•	•	•	•

#### LED BEAM ANGLE

2	2	Medium	611	•	A	••	•	•	•	2	•	•	•	•
3	3	Medium	611	•	A	••	•	•	•	3	•	•	•	•
5	5	Flood	611	•	A	••	•	•	•	5	•	•	•	•

#### LED COMPLEMENTS

X	X	Clear Difusser	611	•	•	••	•	•	•	•	•	•	•	X	•	•
---	---	----------------	-----	---	---	----	---	---	---	---	---	---	---	---	---	---


#### COLOURS

WS	WS	Satin White	611	•	•	••	•	•	•	•	•	•	•	WS
BS	BS	Satin Black	611	•	•	••	•	•	•	•	•	•	•	BS
AL	AL	Aluminium	611	•	•	••	•	•	•	•	•	•	•	AL

DOWNLOAD COMPLETE TECHNICAL DATA AND FILES ON:

[ONOKLIGHTING.COM/EN/611-1](http://ONOKLIGHTING.COM/EN/611-1)  
[ONOKLIGHTING.COM/EN/611-2](http://ONOKLIGHTING.COM/EN/611-2)  
[ONOKLIGHTING.COM/EN/611-3](http://ONOKLIGHTING.COM/EN/611-3)  
[ONOKLIGHTING.COM/EN/611-4](http://ONOKLIGHTING.COM/EN/611-4)

INFORMATION ABOUT PACKING SEE PAGE 324





# **RECESSEDS**

# RECESSEDS

RINGO



**RINGO 1**  
P. 100



**RINGO 2**  
P. 102



**RINGO TILT 1**  
P. 104



**RINGO TILT 2**  
P. 106



**RINGO PLUS**  
P. 108

KONO



**KONO 1**  
P. 110



**KONO 2**  
P. 112



**KONO PLUS**  
P. 114

500



**530**  
P. 118



**531**  
P. 120



**530 MINI**  
P. 122



**531 MINI**  
P. 124



**531 PLUS**  
P. 126

VULCANO



**VULCANO  
1.1  
P. 128**



**VULCANO  
1.2  
P. 128**



**VULCANO  
2.1  
P. 130**



**VULCANO  
2.2  
P. 130**



**VULCANO  
3.1  
P. 132**



**VULCANO  
3.2  
P. 132**



**VULCANO  
3 LED  
P. 134**



**VULCANO  
3 G24  
P. 136**



**VULCANO  
4 G24  
P. 136**




**VULCANO  
ASIMETRIC  
P. 138**



**BOX  
P. 140**

# RECESSEDS


ON LED



**ON LED**  
P. 142



**ON LED IP65**  
P. 144



**ON LED Q**  
P. 146

10.000 - 11.000



**10.000**  
P. 148



**11.000**  
P. 150



**10.000 MINI**  
P. 152



**11.000 MINI**  
P. 154

265 - 465



**265**  
P. 156



**465**  
P. 158



**265 C**  
P. 160



**465 C**  
P. 162

180



**180**  
P. 172



**181**  
P. 174



**185**  
P. 176



190



**191-1**  
P. 164



**191-2**  
P. 164



**192-1**  
P. 166



**192-2**  
P. 166



**191 QR**  
P. 168



**192 QR**  
P. 170

MARA



**MARA**  
P. 178



**MARA  
MINI**  
P. 180



**CORE**  
P. 182



**COIN**  
P. 184



**EVEN**  
P. 186

---

**ES**

Luminaria empotrable fija fabricada en policarbonato diseñada para LED de alto rendimiento con distintas opciones de difusor. Convertidor LED incluido, opcional con regulación mediante IGBT/TRIAC, 1-10V o PUSH.

**EN**

Fixed recessed spotlight made of polycarbonate, designed for high performance LED with different diffuser options. Remote LED driver included and optional dimmable IGBT/ TRIAC, 1-10V or PUSH version available.

**FR**

Encastré fixe avec corps en polycarbonate injecté. Conçu pour LED à haute performance avec plusieurs options de diffuseur disponible. Convertisseur LED inclus, avec gradation 1-10V, DALI ou bouton poussoir sur demande.



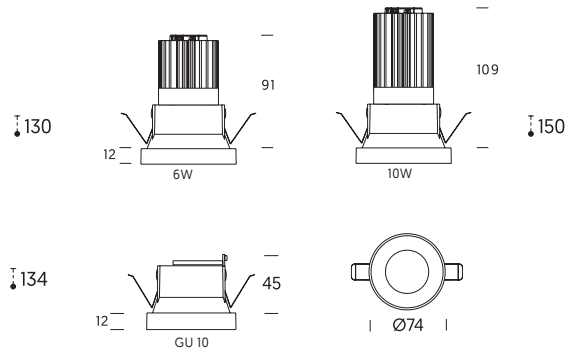
# RINGO 1

## RECESSEDS

### IP54 EXT

850°

Ø67



#### RINGO 1

<b>LED</b>		≈ 6W > 600lm	<b>RNG1 A 06 . . 4 . .</b>
		230V ≈ 10W > 1000lm	<b>RNG1 A 10 . . 4 . .</b>
		PAR 16 LED 230V GU10 LED Max. 10W	<b>RNG1 E 10 X X X X X . .</b>

McAdam C3 · >50.000 h. L90 / CRI >80

#### LED CONTROL

	<b>N</b> No Dimmable	RNG1 A .. <b>N</b> . . . .
	<b>C</b> Dimmable IGBT / Triac	RNG1 A .. <b>C</b> . . . .
	<b>F</b> Dimmable 1-10V / Push	RNG1 A .. <b>F</b> . . . .
	<b>D</b> Dimmable Dali	RNG1 A .. <b>D</b> . . . .

#### LED COLOUR TEMPERATURE

	<b>3</b> 3000° K	RNG1 A .. . <b>3</b> . . . .
	<b>4</b> 4000° K	RNG1 A .. . <b>4</b> . . . .

#### LED BEAM ANGLE

	<b>4</b> Medium	RNG1 A .. . . <b>4</b> . .
--	-----------------	----------------------------

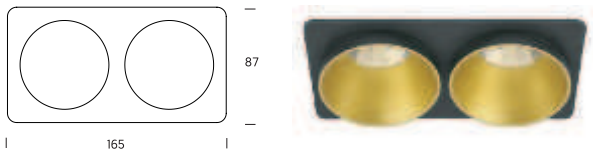
#### LED COMPLEMENTS

	<b>B</b> Clear Difusser	RNG1 A .. . . . <b>B</b> ..
	<b>A</b> Ice Difusser	RNG1 A .. . . . <b>A</b> ..
	<b>O</b> Opal Difusser	RNG1 A .. . . . <b>O</b> ..

#### COLOURS

	<b>WS</b> Satin White	RNG1 . .. . . <b>WS</b>
	<b>BS</b> Satin Black	RNG1 . .. . . <b>BS</b>
	<b>WG</b> Satin White + Gold	RNG1 . .. . . <b>WG</b>
	<b>BG</b> Satin Black + Gold	RNG1 . .. . . <b>BG</b>
	<b>BW*</b> Satin Black + Satin White	RNG1 . .. . . <b>BW*</b>
	<b>WA*</b> Satin White + Blue	RNG1 . .. . . <b>WA*</b>
	<b>BR*</b> Satin White + Orange	RNG1 . .. . . <b>BR*</b>

\*Optional, please consult



150x82

Special accesory ringO 01-2      RN12 **X XX X X X X . .**

#### COLOURS

	<b>WS</b> Satin White	RN12 <b>X XX X X X X WS</b>
	<b>BS</b> Satin Black	RN12 <b>X XX X X X X BS</b>

DOWNLOAD COMPLETE TECHNICAL DATA AND FILES ON:  
**ONOKLIGHTING.COM/EN/RINGO-1**

INFORMATION ABOUT PACKING SEE PAGE 324

**ES**


Luminaria empotrable fija fabricada policarbonato diseñada para LED de alto rendimiento con reflector disponible en 3 ángulos de emisión diferentes con distintas opciones de difusor. Convertidor LED incluido, opcional con regulación 110V, PUSH o DALI.

**EN**

Fixed recessed spotlight made in polycarbonate, designed for high performance LED with a choice of 3 different beam reflectors and various diffuser options. Remote LED driver included and optional dimmable 1-10V, PUSH or DALI version available.

**FR**

Encastré fixe avec corps en polycarbonate injecté. Conçu pour LED à haute performance avec 3 optiques au choix et plusieurs options de diffuseur disponible. Convertisseur LED inclus, avec gradation 1-10V, DALI ou bouton poussoir sur demande.



# RINGO 2

## RECESSEDS

IP54 EXT



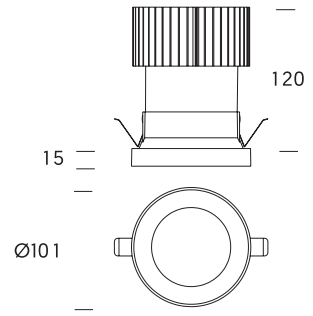
850°



150




Ø95



### RINGO 2

LED	230V	≈ 8W	> 1200lm	RNG2 A 10	•	•	•	•	•	•
		≈ 18W	> 2400lm	RNG2 A 20	•	•	•	•	•	•
		≈ 24W	> 3200lm	RNG2 A 30	•	•	•	•	•	•

McAdam C3 · >44.000 h. L90 · >69.000 h. L80 · >79.000 h. L70 / CRI >85



210x114

Special accessory ringO 02-2      RNG2 X XX X X X X ..

### COLOURS

<b>WS</b>	<b>WS</b>	Satin White	RNG2	X	XX	X	X	X	X	X	WS
<b>BS</b>	<b>BS</b>	Satin Black	RNG2	X	XX	X	X	X	X	X	BS

### LED CONTROL

<b>N</b>	No Dimmable	RNG2	A	..	N	•	•	•	•	•
<b>F</b>	Dimmable 1-10V / Push	RNG2	A	..	F	•	•	•	•	•
<b>D</b>	Dimmable Dali	RNG2	A	..	D	•	•	•	•	•

### LED COLOUR TEMPERATURE

<b>3K</b>	<b>3</b>	3000° K	RNG2	A	..	•	<b>3</b>	•	•	•
<b>4K</b>	<b>4</b>	4000° K	RNG2	A	..	•	<b>4</b>	•	•	•

### LED BEAM ANGLE

<b>2</b>	Spot	RNG2	A	..	•	•	<b>2</b>	•	•
<b>3</b>	Medium	RNG2	A	..	•	•	<b>3</b>	•	•
<b>6</b>	Flood	RNG2	A	..	•	•	<b>6</b>	•	•

### LED COMPLEMENTS

<b>B</b>	Clear Difusser	RNG2	A	..	•	•	•	•	<b>B</b>	•
<b>A</b>	Ice Difusser	RNG2	A	..	•	•	•	•	<b>A</b>	•
<b>C</b>	Prismatic Difusser	RNG2	A	..	•	•	•	•	<b>C</b>	•

### COLOURS

<b>WS</b>	<b>WS</b>	Satin White	RNG2	A	..	•	•	•	•	•	<b>WS</b>
<b>BS</b>	<b>BS</b>	Satin Black	RNG2	A	..	•	•	•	•	•	<b>BS</b>
<b>WG</b>	<b>WG</b>	Satin White + Gold	RNG2	A	..	•	•	•	•	•	<b>WG</b>
<b>BG</b>	<b>BG</b>	Satin Black + Gold	RNG2	A	..	•	•	•	•	•	<b>BG</b>
<b>BW*</b>	<b>BW*</b>	Satin Black + Satin White	RNG2	A	..	•	•	•	•	•	<b>BW*</b>
<b>WA*</b>	<b>WA*</b>	Satin White + Blue	RNG2	A	..	•	•	•	•	•	<b>WA*</b>
<b>BR*</b>	<b>BR*</b>	Satin White + Orange	RNG2	A	..	•	•	•	•	•	<b>BR*</b>

\*Optional, please consult

DOWNLOAD COMPLETE TECHNICAL DATA AND FILES ON:  
**ONOKLIGHTING.COM/EN/RINGO-2**

INFORMATION ABOUT PACKING SEE PAGE 324

**ES**

Luminaria empotrable basculante fabricada en policarbonato diseñada para LED de alto rendimiento con distintas opciones de difusor. Convertidor LED incluido, opcional con regulación mediante IGBT/TRIAC, 1-10V o PUSH.

**EN**

Tilting recessed spotlight made of polycarbonate, designed for high performance LED with different diffuser options. Remote LED driver included and optional dimmable IGBT/ TRIAC, 1-10V or PUSH version available.

**FR**

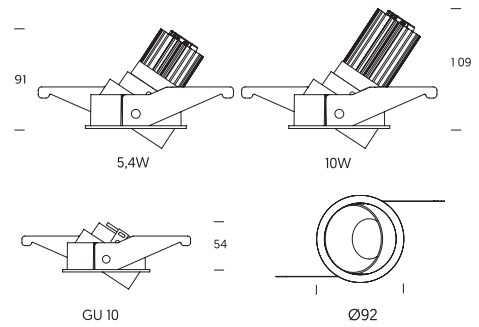
Encastré orientable avec corps en polycarbonate injecté. Conçu pour LED à haute performance avec plusieurs options de diffuseur disponible. Convertisseur LED inclus, avec gradation 1-10V, DALI ou bouton poussoir sur demande.



# RINGO TILT 1

## RECESSEDS

IP33 EXT



### RINGO TILT 1

<b>LED</b>		≈ 6W > 600lm	<b>RT01 A 06 . . 4 . ..</b>
		230V ≈ 10W > 1000lm	<b>RT01 A 10 . . 4 . ..</b>
		PAR 16 LED 230V GU10 LED Max. 10W	<b>RT01 E 10 X X X X ..</b>

McAdam C3 · >50.000 h. L90 / CRI >80



DOWNLOAD COMPLETE TECHNICAL DATA AND FILES ON:  
**ONOKLIGHTING.COM/EN/RINGO-TILT-1**

INFORMATION ABOUT PACKING SEE PAGE 324

### LED CONTROL

	<b>N</b> No Dimmable	RT01 A .. <b>N</b> . . . . ..
	<b>C</b> Dimmable IGBT / Triac	RT01 A .. <b>C</b> . . . . ..
	<b>F</b> Dimmable 1-10V / Push	RT01 A .. <b>F</b> . . . . ..
	<b>D</b> Dimmable Dali	RT01 A .. <b>D</b> . . . . ..


### LED COLOUR TEMPERATURE

	<b>3</b> 3000° K	RT01 A .. . <b>3</b> . . . . ..
	<b>4</b> 4000° K	RT01 A .. . <b>4</b> . . . . ..

### LED BEAM ANGLE

	<b>4</b> Medium	RT01 A .. . . . <b>4</b> . . ..
---	-----------------	---------------------------------

### LED COMPLEMENTS

	<b>B</b> Clear Difusser	RT01 A .. . . . <b>B</b> ..
	<b>A</b> Ice Difusser	RT01 A .. . . . <b>A</b> ..
	<b>O</b> Opal Difusser	RT01 A .. . . . <b>O</b> ..

### COLOURS

	<b>WS</b> Satin White	RT01 . .. . . . <b>WS</b>
	<b>BS</b> Satin Black	RT01 . .. . . . <b>BS</b>
	<b>WG</b> Satin White + Gold	RT01 . .. . . . <b>WG</b>
	<b>BG</b> Satin Black + Gold	RT01 . .. . . . <b>BG</b>
	<b>BW*</b> Satin Black + Satin White	RT01 . .. . . . <b>BW*</b>
	<b>WA*</b> Satin White + Blue	RT01 . .. . . . <b>WA*</b>
	<b>BR*</b> Satin White + Orange	RT01 . .. . . . <b>BR*</b>

\*Optional, please consult

**ES**

Luminaria empotrable basculante fabricada policarbonato diseñada para LED de alto rendimiento con reflector disponible en 3 ángulos de emisión diferentes con distintas opciones de difusor. Convertidor LED incluido, opcional con regulación 1 10V, PUSH o DALI.

**EN**

Tilting recessed spotlight made in polycarbonate, designed for high performance LED with a choice of 3 different beam reflectors and various diffuser options. Remote LED driver included and optional dimmable 1-10V, PUSH or DALI version available.

**FR**

Encastré orientable avec corps en polycarbonate injecté. Conçu pour LED à haute performance avec 3 optiques au choix et plusieurs options de diffuseur disponible. Convertisseur LED inclus, avec gradation 1-10V, DALI ou bouton poussoir sur demande.

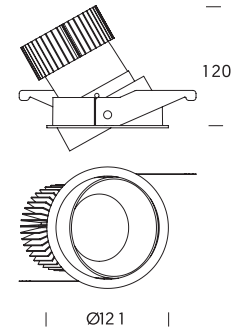




# RINGO TILT 2

## RECESSEDS

IP33 EXT



### RINGO TILT 2

LED	230V	≈ 8W	> 1200lm	RT02	A	10	.	.	.	.	..
		≈ 18W	> 2400lm	RT02	A	20	.	.	.	.	..
		≈ 24W	> 3200lm	RT02	A	30	.	.	.	.	..

McAdam C3 · >44.000 h. L90 · >69.000 h. L80 · >79.000 h. L70 / CRI >85

DOWNLOAD COMPLETE TECHNICAL DATA AND FILES ON:  
[ONOKLIGHTING.COM/EN/RINGO-TILT-2](http://ONOKLIGHTING.COM/EN/RINGO-TILT-2)

INFORMATION ABOUT PACKING SEE PAGE 324

### LED CONTROL

	<b>N</b>	No Dimmable	RT02	A	..	<b>N</b>	.	.	.	..
	<b>F</b>	Dimmable 1-10V / Push	RT02	A	..	<b>F</b>	.	.	.	..
	<b>D</b>	Dimmable Dali	RT02	A	..	<b>D</b>	.	.	.	..

### LED COLOUR TEMPERATURE

	<b>3</b>	3000° K	RT02	A	..	.	.	<b>3</b>	.	..
	<b>4</b>	4000° K	RT02	A	..	.	.	<b>4</b>	.	..

### LED BEAM ANGLE

	<b>2</b>	Spot	RT02	A	..	.	.	.	<b>2</b>	..
	<b>3</b>	Medium	RT02	A	..	.	.	.	<b>3</b>	..
	<b>6</b>	Flood	RT02	A	..	.	.	.	<b>6</b>	..

### LED COMPLEMENTS

	<b>B</b>	Clear Difusser	RT02	A	..	.	.	.	.	<b>B</b>	..
	<b>A</b>	Ice Difusser	RT02	A	..	.	.	.	.	<b>A</b>	..
	<b>C</b>	Prismatic Difusser	RT02	A	..	.	.	.	.	<b>C</b>	..

### COLOURS

	<b>WS</b>	Satin White	RT02	A	..	.	.	.	.	.	<b>WS</b>
	<b>BS</b>	Satin Black	RT02	A	..	.	.	.	.	.	<b>BS</b>
	<b>WG</b>	Satin White + Gold	RT02	A	..	.	.	.	.	.	<b>WG</b>
	<b>BG</b>	Satin Black + Gold	RT02	A	..	.	.	.	.	.	<b>BG</b>
	<b>BW*</b>	Satin Black + Satin White	RT02	A	..	.	.	.	.	.	<b>BW*</b>
	<b>WA*</b>	Satin White + Blue	RT02	A	..	.	.	.	.	.	<b>WA*</b>
	<b>BR*</b>	Satin White + Orange	RT02	A	..	.	.	.	.	.	<b>BR*</b>

\*Optional, please consult



# RINGO PLUS

## RECESSEDS

### IP54 EXT



#### ES

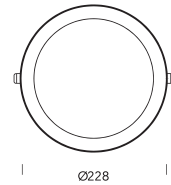
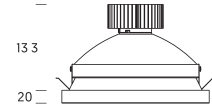
Luminaria empotrable fija fabricada en acero diseñada para LED de alto rendimiento con distintas opciones de difusor. Convertidor LED incluido, opcional con regulación 1-10V, PUSH o DALI.

#### EN

Fixed recessed spotlight made of steel, designed for high performance LED with different diffuser options. Remote LED driver included and optional dimmable 1-10V, PUSH or DALI version available.

#### FR

Encastré fixe avec corps en acier. Conçu pour LED à haute performance avec plusieurs options de diffuseur disponible. Convertisseur LED inclus, avec gradation 1-10V, DALI ou bouton poussoir sur demande.



850°

150

Ø210

### RINGO PLUS

<b>LED</b>		≈ 8W	> 1200lm	<b>RNGP A 10 . . 9 . .</b>
		230V ≈ 18W	> 2400lm	<b>RNGP A 20 . . 9 . .</b>
		≈ 24W	> 3200lm	<b>RNGP A 30 . . 9 . .</b>

McAdam C3 · >44.000 h. L90 · >69.000 h. L80 · >79.000 h. L70 / CRI >85

DOWNLOAD COMPLETE TECHNICAL DATA AND FILES ON:

[ONOKLIGHTING.COM/EN/RINGO-PLUS](http://ONOKLIGHTING.COM/EN/RINGO-PLUS)

INFORMATION ABOUT PACKING SEE PAGE 324

#### LED CONTROL

	<b>N</b>	No Dimmable	RNGP A .. <b>N</b> . . . .
	<b>F</b>	Dimmable 1-10V / Push	RNGP A .. <b>F</b> . . . .
	<b>D</b>	Dimmable Dali	RNGP A .. <b>D</b> . . . .

#### LED COLOUR TEMPERATURE

	<b>3</b>	3000° K	RNGP A .. . <b>3</b> . . . .
	<b>4</b>	4000° K	RNGP A .. . <b>4</b> . . . .

#### LED BEAM ANGLE

	<b>9</b>	Expansive	RNGP A .. . . <b>9</b> . .
--	----------	-----------	----------------------------

#### LED COMPLEMENTS

	<b>A</b>	Ice Diffuser	RNGP A .. . . . <b>A</b> ..
	<b>C</b>	Prismatic Diffuser	RNGP A .. . . . <b>C</b> ..

#### COLOURS

	<b>WS</b>	Satin White	RNGP A .. . . . <b>WS</b>
	<b>BS</b>	Satin Black	RNGP A .. . . . <b>BS</b>



---

**ES**

Luminaria empotrable fija fabricada en policarbonato diseñada para LED de alto rendimiento con distintas opciones de difusor. Convertidor LED incluido, opcional con regulación mediante IGBT/TRIAC, 1-10V o PUSH.

**EN**

Fixed recessed spotlight made of polycarbonate, designed for high performance LED with different diffuser options. Remote LED driver included and optional dimmable IGBT/ TRIAC, 1-10V or PUSH version available.

**FR**

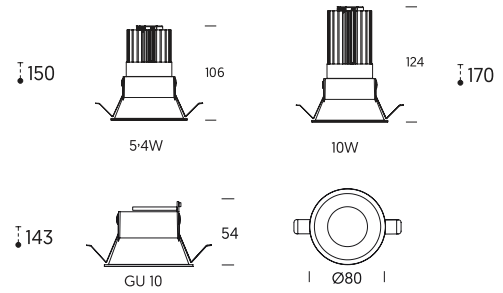
Encastré fixe avec corps en polycarbonate injecté. Conçu pour LED à haute performance avec plusieurs options de diffuseur disponible. Convertisseur LED inclus, avec gradation 1-10V, DALI ou bouton poussoir sur demande.



# KONO 1

## RECESSEDS

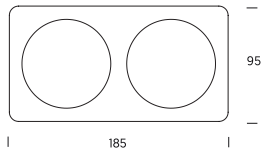
### IP54 EXT



#### KONO 1

<b>LED</b>	230V	≈ 6W > 600lm	<b>KN01 A 06 . . 4 . .</b>
		≈ 10W > 1000lm	<b>KN01 A 10 . . 4 . .</b>
PAR 16 LED	230V GU10 LED Max. 10W		<b>KN01 E 10 X X X X X . .</b>

McAdam C3 · >50.000 h. L90 / CRI >80



175x85

Special accessory Kono 1-2	<b>KN12 X XX X X X X . .</b>
----------------------------	------------------------------

#### COLOURS

<b>WS</b>	<b>WS</b>	Satin White	<b>KN12 X XX X X X X WS</b>
<b>BS</b>	<b>BS</b>	Satin Black	<b>KN12 X XX X X X X BS</b>

#### LED CONTROL

<b>N</b>	No Dimmable	<b>KN01 A . . N . . . .</b>
<b>C</b>	Dimmable IGBT / Triac	<b>KN01 A . . C . . . .</b>
<b>F</b>	Dimmable 1-10V / Push	<b>KN01 A . . F . . . .</b>
<b>D</b>	Dimmable Dali	<b>KN01 A . . D . . . .</b>

#### LED COLOUR TEMPERATURE

<b>3</b>	3000° K	<b>KN01 A . . . 3 . . . .</b>
<b>4</b>	4000° K	<b>KN01 A . . . 4 . . . .</b>

#### LED BEAM ANGLE

<b>4</b>	Medium	<b>KN01 A . . . . 4 . . . .</b>
----------	--------	---------------------------------

#### LED COMPLEMENTS

<b>B</b>	Clear Difusser	<b>KN01 A . . . . . B . .</b>
<b>A</b>	Ice Difusser	<b>KN01 A . . . . . A . .</b>
<b>O</b>	Opal Difusser	<b>KN01 A . . . . . O . .</b>

#### COLOURS

<b>WS</b>	<b>WS</b>	Satin White	<b>KN01 . . . . . WS</b>
<b>BS</b>	<b>BS</b>	Satin Black	<b>KN01 . . . . . BS</b>
<b>WG</b>	<b>WG</b>	Satin White + Gold	<b>KN01 . . . . . WG</b>
<b>BG</b>	<b>BG</b>	Satin Black + Gold	<b>KN01 . . . . . BG</b>
<b>BW*</b>	<b>BW*</b>	Satin Black + Satin White	<b>KN01 . . . . . BW*</b>
<b>WA*</b>	<b>WA*</b>	Satin White + Blue	<b>KN01 . . . . . WA*</b>
<b>BR*</b>	<b>BR*</b>	Satin White + Orange	<b>KN01 . . . . . BR*</b>

\*Optional, please consult

DOWNLOAD COMPLETE TECHNICAL DATA AND FILES ON: **ONOKLIGHTING.COM/EN/KONO-1**

INFORMATION ABOUT PACKING SEE PAGE 324

---

**ES**

Luminaria empotrable fija fabricada policarbonato diseñada para LED de alto rendimiento con reflector disponible en 3 ángulos de emisión diferentes con distintas opciones de difusor. Convertidor LED incluido, opcional con regulación 110V, PUSH o DALI.

**EN**

Luminaria empotrable fija fabricada policarbonato diseñada para LED de alto rendimiento con reflector disponible en 3 ángulos de emisión diferentes con distintas opciones de difusor. Convertidor LED incluido, opcional con regulación 110V, PUSH o DALI.

**FR**

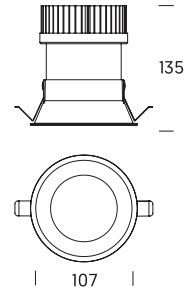
Encastré fixe avec corps en polycarbonate injecté. Conçu pour LED à haute performance avec 3 optiques au choix et plusieurs options de diffuseur disponible. Convertisseur LED inclus, avec gradation 1-10V, DALI ou bouton poussoir sur demande.



# KONO 2

## RECESSEDS

### IP54 EXT



850° | 170 | Ø100

#### KONO 2

LED	230V	≈ 8W	> 1200lm	KN02 A 10	• • • • •	• •
		≈ 18W	> 2400lm	KN02 A 20	• • • • •	• •
		≈ 24W	> 3200lm	KN02 A 30	• • • • •	• •

McAdam C3 · >44.000 h. L90 · >69.000 h. L80 · >79.000 h. L70 / CRI >85

#### LED CONTROL

	<b>N</b>	No Dimmable	KN02 A	• •	<b>N</b>	• • • • •	• •
	<b>F</b>	Dimmable 1-10V / Push	KN02 A	• •	<b>F</b>	• • • • •	• •
	<b>D</b>	Dimmable Dali	KN02 A	• •	<b>D</b>	• • • • •	• •

#### LED COLOUR TEMPERATURE

	<b>3</b>	3000° K	RNG2 A	• • •	<b>3</b>	• • •	• •
	<b>4</b>	4000° K	RNG2 A	• • •	<b>4</b>	• • •	• •

#### LED BEAM ANGLE

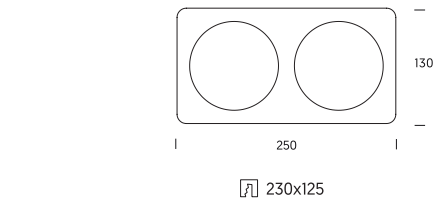
	<b>2</b>	Spot	KN02 A	• • • • •	<b>2</b>	• •
	<b>3</b>	Medium	KN02 A	• • • • •	<b>3</b>	• •
	<b>6</b>	Flood	KN02 A	• • • • •	<b>6</b>	• •

#### LED COMPLEMENTS

	<b>B</b>	Clear Difusser	KN02 A	• • • • •	<b>B</b>	• •
	<b>A</b>	Ice Difusser	KN02 A	• • • • •	<b>A</b>	• •
	<b>C</b>	Prismatic Difusser	KN02 A	• • • • •	<b>C</b>	• •

#### COLOURS

	<b>WS</b>	Satin White	KN02 A	• • • • •	<b>WS</b>
	<b>BS</b>	Satin Black	KN02 A	• • • • •	<b>BS</b>
	<b>GD</b>	Gold	KN02 A	• • • • •	<b>GD</b>
	<b>WG</b>	Satin White + Gold	KN02 A	• • • • •	<b>WG</b>
	<b>BG</b>	Satin Black + Gold	KN02 A	• • • • •	<b>BG</b>
	<b>BW*</b>	Satin Black + Satin White	KN02 A	• • • • •	<b>BW*</b>
	<b>WA*</b>	Satin White + Blue	KN02 A	• • • • •	<b>WA*</b>
	<b>BR*</b>	Satin White + Orange	KN02 A	• • • • •	<b>BR*</b>



Special accessory Kono 2-2 KN22 X XX X X X X X ••

#### COLOURS

	<b>WS</b>	Satin White	KN22	X	XX	X	X	X	X	WS
	<b>BS</b>	Satin Black	KN22	X	XX	X	X	X	X	BS

DOWNLOAD COMPLETE TECHNICAL DATA AND FILES ON:  
**ONOKLIGHTING.COM/EN/KONO-2**

\*Optional, please consult

INFORMATION ABOUT PACKING SEE PAGE 324





# KONO PLUS

## RECESSEDS

### IP54 EXT



#### ES

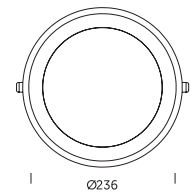
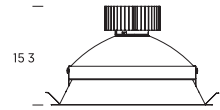
Luminaria empotrable fija fabricada en acero diseñada para LED de alto rendimiento con distintas opciones de difusor. Convertidor LED incluido, opcional con regulación 1-10V, PUSH o DALI.

#### EN

Fixed recessed spotlight made of steel, designed for high performance LED with different diffuser options. Remote LED driver included and optional dimmable 1-10V, PUSH or DALI version available.

#### FR

Encastré fixe avec corps en acier. Conçu pour LED à haute performance avec plusieurs options de diffuseur disponible. Convertisseur LED inclus, avec gradation 1-10V, DALI ou bouton poussoir sur demande.



850°

150



Ø230

#### KONO PLUS

LED	230V	Power	Lumen	Code
		≈ 8W	> 1200lm	<b>KNOP A 10 . . 9 . .</b>
		≈ 18W	> 2400lm	<b>KNOP A 20 . . 9 . .</b>
		≈ 24W	> 3200lm	<b>KNOP A 30 . . 9 . .</b>

McAdam C3 · >44.000 h. L90 · >69.000 h. L80 · >79.000 h. L70 / CRI >85

DOWNLOAD COMPLETE TECHNICAL DATA AND FILES ON:

[ONOKLIGHTING.COM/EN/KONO-PLUS](http://ONOKLIGHTING.COM/EN/KONO-PLUS)

INFORMATION ABOUT PACKING SEE PAGE 324

#### LED CONTROL

	<b>N</b>	No Dimmable	KNOP A .. <b>N</b> . . . .
	<b>F</b>	Dimmable 1-10V / Push	KNOP A .. <b>F</b> . . . .
	<b>D</b>	Dimmable Dali	KNOP A .. <b>D</b> . . . .

#### LED COLOUR TEMPERATURE

	<b>3</b>	3000° K	KNOP A .. . <b>3</b> . . . .
	<b>4</b>	4000° K	KNOP A .. . <b>4</b> . . . .

#### LED BEAM ANGLE

	<b>9</b>	Expansive	KNOP A .. . . <b>9</b> . .
--	----------	-----------	----------------------------

#### LED COMPLEMENTS

	<b>A</b>	Ice Difusser	KNOP A .. . . . <b>A</b> ..
	<b>C</b>	Prismatic Difusser	KNOP A .. . . . <b>C</b> ..

#### COLOURS

	<b>WS</b>	Satin White	KNOP A .. . . . <b>WS</b>
	<b>BS</b>	Satin Black	KNOP A .. . . . <b>BS</b>








# 530

## RECESSEDS

**IP54 EXT** + DIFFUSER  
**IP23 EXT** - DIFFUSER



### ES

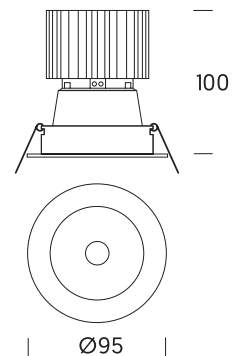
Luminaria empotrable fija fabricada en inyección de zamak diseñada para LED de alto rendimiento con reflector disponible en 3 ángulos de emisión diferentes con distintas opciones de difusor. Convertidor LED incluido, opcional con regulación 1-10V, PUSH o DALI.

### EN

Fixed recessed spotlight made of die-casted zamak, designed for high performance LED with a choice of 3 different beam reflectors and various diffuser options. Remote LED driver included and optional dimmable 1-10V, PUSH or DALI version available.

### FR

Encastré fixe avec corps en zamak injecté. Conçu pour LED à haute performance avec 3 optiques au choix et plusieurs options de diffuseur disponible. Convertisseur LED inclus, avec gradation 1-10V, DALI ou bouton poussoir sur demande.



850° | 140 | Ø88

530

LED	230V	≈ 8W	> 1200lm	530X	A	10	.	.	.	.	..
		≈ 18W	> 2400lm	530X	A	20	.	.	.	.	..
		≈ 24W	> 3200lm	530X	A	30	.	.	.	.	..

McAdam C3 · >44.000 h. L90 · >69.000 h. L80 · >79.000 h. L70 / CRI >85

DOWNLOAD COMPLETE TECHNICAL DATA AND FILES ON:  
[ONOKLIGHTING.COM/EN/530](http://ONOKLIGHTING.COM/EN/530)

INFORMATION ABOUT PACKING SEE PAGE 324

### LED CONTROL

	<b>N</b>	No Dimmable	530X	A	..	<b>N</b>	.	.	.	.	..
	<b>F</b>	Dimmable 1-10V / Push	530X	A	..	<b>F</b>	.	.	.	.	..
	<b>D</b>	Dimmable Dali	530X	A	..	<b>D</b>	.	.	.	.	..

### LED COLOUR TEMPERATURE

	<b>3</b>	3000° K	530X	A	..	.	.	.	<b>3</b>	.	.	..
	<b>4</b>	4000° K	530X	A	..	.	.	.	<b>4</b>	.	.	..

### LED BEAM ANGLE

	<b>2</b>	Spot	530X	A	..	.	.	.	.	<b>2</b>	.	..
	<b>3</b>	Medium	530X	A	..	.	.	.	.	<b>3</b>	.	..
	<b>6</b>	Flood	530X	A	..	.	.	.	.	<b>6</b>	.	..

### LED COMPLEMENTS

	<b>X</b>	No Difusser	530X	A	..	.	.	.	.	.	<b>X</b>	..
	<b>B</b>	Clear Difusser	530X	A	..	.	.	.	.	.	<b>B</b>	..
	<b>A</b>	Ice Difusser	530X	A	..	.	.	.	.	.	<b>A</b>	..
	<b>C</b>	Prismatic Difusser	530X	A	..	.	.	.	.	.	<b>C</b>	..

### COLOURS



	<b>WS</b>	Satin White	530X	A	..	.	.	.	.	.	.	<b>WS</b>
	<b>BS</b>	Satin Black	530X	A	..	.	.	.	.	.	.	<b>BS</b>



# 531

## RECESSEDS

**IP54 EXT** + DIFFUSER  
**IP23 EXT** - DIFFUSER



### ES


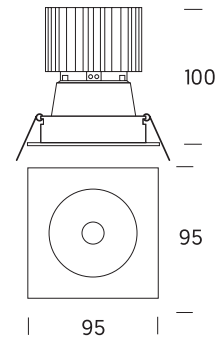
Luminaria empotrable fija fabricada en inyección de zamak diseñada para LED de alto rendimiento con reflector disponible en 3 ángulos de emisión diferentes con distintas opciones de difusor. Convertidor LED incluido, opcional con regulación 1-10V, PUSH o DALI.

### EN

Fixed recessed spotlight made of die-casted zamak, designed for high performance LED with a choice of 3 different beam reflectors and various diffuser options. Remote LED driver included and optional dimmable 1-10V, PUSH or DALI version available.

### FR

Encastré fixe avec corps en zamak injecté. Conçu pour LED à haute performance avec 3 optiques au choix et plusieurs options de diffuseur disponible. Convertisseur LED inclus, avec gradation 1-10V, DALI ou bouton poussoir sur demande.



531

LED	230V	≈ 8W	> 1200lm	531X	A	10	.	.	.	.	..
		≈ 18W	> 2400lm	531X	A	20	.	.	.	.	..
		≈ 24W	> 3200lm	531X	A	30	.	.	.	.	..

McAdam C3 · >44.000 h. L90 · >69.000 h. L80 · >79.000 h. L70 / CRI >85

DOWNLOAD COMPLETE TECHNICAL DATA AND FILES ON:  
[ONOKLIGHTING.COM/EN/531](http://ONOKLIGHTING.COM/EN/531)

INFORMATION ABOUT PACKING SEE PAGE 324

### LED CONTROL

	<b>N</b>	No Dimmable	531X	A	..	<b>N</b>	.	.	.	.	..
	<b>F</b>	Dimmable 1-10V / Push	531X	A	..	<b>F</b>	.	.	.	.	..
	<b>D</b>	Dimmable Dali	531X	A	..	<b>D</b>	.	.	.	.	..

### LED COLOUR TEMPERATURE

	<b>3</b>	3000° K	531X	A	..	.	.	.	<b>3</b>	.	.	..
	<b>4</b>	4000° K	531X	A	..	.	.	.	<b>4</b>	.	.	..

### LED BEAM ANGLE

	<b>2</b>	Spot	531X	A	..	.	.	.	.	<b>2</b>	.	..
	<b>3</b>	Medium	531X	A	..	.	.	.	.	<b>3</b>	.	..
	<b>6</b>	Flood	531X	A	..	.	.	.	.	<b>6</b>	.	..

### LED COMPLEMENTS

	<b>X</b>	No Difusser	531X	A	..	.	.	.	.	.	<b>X</b>	..
	<b>B</b>	Clear Difusser	531X	A	..	.	.	.	.	.	<b>B</b>	..
	<b>A</b>	Ice Difusser	531X	A	..	.	.	.	.	.	<b>A</b>	..
	<b>C</b>	Prismatic Difusser	531X	A	..	.	.	.	.	.	<b>C</b>	..

### COLOURS

	<b>WS</b>	Satin White	531X	A	..	.	.	.	.	.	.	<b>WS</b>
	<b>BS</b>	Satin Black	531X	A	..	.	.	.	.	.	.	<b>BS</b>





# 530 MINI

## RECESSEDS

### IP43 EXT



#### ES

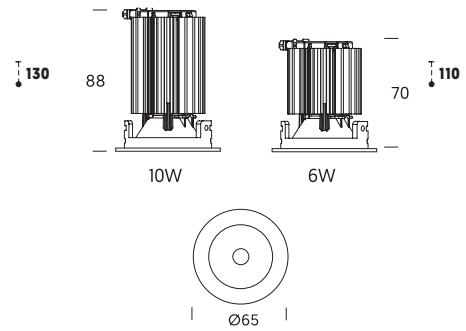
Luminaria empotrable fija fabricada en inyección de zamak diseñada para LED de alto rendimiento con distintas opciones de difusor. Convertidor LED incluido, opcional con regulación mediante IGBT/TRIAC, 1-10V o PUSH.

#### EN

Fixed recessed spotlight made of die-casted zamak, designed for high performance LED with different diffuser options. Remote LED driver included and optional dimmable IGBT/ TRIAC, 1-10V or PUSH version available.

#### FR

Encastré fixe avec corps en zamak injecté. Conçu pour LED à haute performance avec plusieurs options de diffuseur disponible. Convertisseur LED inclus, avec gradation 1-10V, DALI ou bouton poussoir sur demande.



850°



Ø59

#### 530 MINI



≈ 6W | > 600lm  
≈ 10W | > 1000lm

**530M A 06** . . . **4** . . .  
**530M A 10** . . . **4** . . .

McAdam C3 · >50.000 h. L90 / CRI >80

DOWNLOAD COMPLETE TECHNICAL DATA AND FILES ON:

[ONOKLIGHTING.COM/EN/530-MINI](http://ONOKLIGHTING.COM/EN/530-MINI)

INFORMATION ABOUT PACKING SEE PAGE 324

#### LED CONTROL

	<b>N</b>	No Dimmable	530M	A	..	<b>N</b>	.	.	.	..
	<b>C</b>	Dimmable IGBT / Triac	530M	A	..	<b>C</b>	.	.	.	..
	<b>F</b>	Dimmable 1-10V / Push	530M	A	..	<b>F</b>	.	.	.	..
	<b>D</b>	Dimmable Dali	530M	A	..	<b>D</b>	.	.	.	..

#### LED COLOUR TEMPERATURE

	<b>3</b>	3000° K	530M	A	..	.	.	<b>3</b>	.	.	..
	<b>4</b>	4000° K	530M	A	..	.	.	<b>4</b>	.	.	..

#### LED BEAM ANGLE

	<b>4</b>	Medium	530M	A	..	.	.	.	<b>4</b>	.	..
--	----------	--------	------	---	----	---	---	---	----------	---	----

#### LED COMPLEMENTS

	<b>B</b>	Clear Difusser	530M	A	..	.	.	.	.	<b>B</b>	..
	<b>A</b>	Ice Difusser	530M	A	..	.	.	.	.	<b>A</b>	..
	<b>O</b>	Opal Difusser	530M	A	..	.	.	.	.	<b>O</b>	..

#### COLOURS

	<b>WS</b>	Satin White	530M	A	..	.	.	.	.	.	<b>WS</b>
	<b>BS</b>	Satin Black	530M	A	..	.	.	.	.	.	<b>BS</b>



# 531 MINI

## RECESSEDS

IP43 EXT



### ES

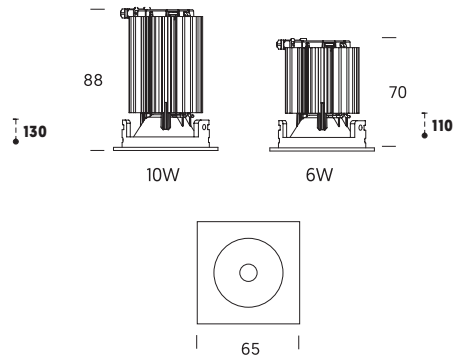
Luminaria empotrable fija fabricada en inyección de zamak diseñada para LED de alto rendimiento con distintas opciones de difusor. Convertidor LED incluido, opcional con regulación mediante IGBT/ TRIAC, 1-10V o PUSH.

### EN

Fixed recessed spotlight made of die-casted zamak, designed for high performance LED with different diffuser options. Remote LED driver included and optional dimmable IGBT/TRIAC, 1-10V or PUSH version available.

### FR

Encastré fixe avec corps en zamak injecté. Conçu pour LED à haute performance avec plusieurs options de diffuseur disponible. Convertisseur LED inclus, avec gradation 1-10V, DALI ou bouton poussoir sur demande.



531 MINI



230V  
 ≈ 6W > 600lm  
 ≈ 10W > 1000lm

**531M A 06 . . 4 . .**  
**531M A 10 . . 4 . .**

### LED CONTROL

	<b>N</b>	No Dimmable	531M A .. <b>N</b> . . . .
	<b>C</b>	Dimmable IGBT / Triac	531M A .. <b>C</b> . . . .
	<b>F</b>	Dimmable 1-10V / Push	531M A .. <b>F</b> . . . .
	<b>D</b>	Dimmable Dali	531M A .. <b>D</b> . . . .

McAdam C3 · >50.000 h. L90 / CRI >80

DOWNLOAD COMPLETE TECHNICAL DATA AND FILES ON:  
[ONOKLIGHTING.COM/EN/531-MINI](http://ONOKLIGHTING.COM/EN/531-MINI)

INFORMATION ABOUT PACKING SEE PAGE 324

### LED COLOUR TEMPERATURE

	<b>3</b>	3000° K	531M A .. . <b>3</b> . . . .
	<b>4</b>	4000° K	531M A .. . <b>4</b> . . . .

### LED BEAM ANGLE

	<b>4</b>	Medium	531M A .. . . <b>4</b> . . . .
--	----------	--------	--------------------------------

### LED COMPLEMENTS

	<b>B</b>	Clear Difusser	531M A .. . . . <b>B</b> ..
	<b>A</b>	Ice Difusser	531M A .. . . . <b>A</b> ..
	<b>O</b>	Opal Difusser	531M A .. . . . <b>O</b> ..

### COLOURS

	<b>WS</b>	Satin White	531M A .. . . . . <b>WS</b>
	<b>BS</b>	Satin Black	531M A .. . . . . <b>BS</b>



# 530 PLUS

## RECESSEDS

### IP54 EXT



#### ES

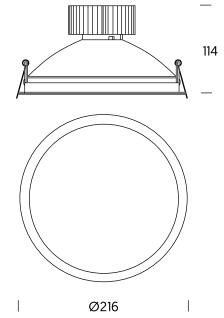
Luminaria empotrable fija fabricada en inyección de zamak diseñada para LED de alto rendimiento con distintas opciones de difusor. Convertidor LED incluido, opcional con regulación 1-10V, PUSH o DALI.

#### EN

Fixed recessed spotlight made of die-casted zamak, designed for high performance LED with different diffuser options. Remote LED driver included and optional dimmable 1-10V, PUSH or DALI version available.

#### FR

Encastré fixe avec corps en zamak injecté. Conçu pour LED à haute performance avec plusieurs options de diffuseur disponible. Convertisseur LED inclus, avec gradation 1-10V, DALI ou bouton poussoir sur demande.



#### 530 PLUS

LED	230V	≈ 8W	> 1200lm	530P	A	10	.	.	.	.	..
		≈ 18W	> 2400lm	530P	A	20	.	.	.	.	..
		≈ 24W	> 3200lm	530P	A	30	.	.	.	.	..

McAdam C3 · >44.000 h. L90 · >69.000 h. L80 · >79.000 h. L70 / CRI >85

DOWNLOAD COMPLETE TECHNICAL DATA AND FILES ON:  
**ONOKLIGHTING.COM/EN/530-PLUS**

INFORMATION ABOUT PACKING SEE PAGE 324

#### LED CONTROL

	<b>N</b>	No Dimmable	530P	A	..	<b>N</b>	.	.	.	.	..
	<b>F</b>	Dimmable 1-10V / Push	530P	A	..	<b>F</b>	.	.	.	.	..
	<b>D</b>	Dimmable Dali	530P	A	..	<b>D</b>	.	.	.	.	..

#### LED COLOUR TEMPERATURE

	<b>3</b>	3000° K	530P	A	..	.	.	<b>3</b>	.	.	..
	<b>4</b>	4000° K	530P	A	..	.	.	<b>4</b>	.	.	..

#### LED BEAM ANGLE

	<b>9</b>	Expansive	530P	A	..	.	.	.	.	<b>9</b>	.	..
--	----------	-----------	------	---	----	---	---	---	---	----------	---	----

#### LED COMPLEMENTS

	<b>A</b>	Ice Difusser	530P	A	..	.	.	.	.	.	<b>A</b>	..
	<b>C</b>	Prismatic Difusser	530P	A	..	.	.	.	.	.	<b>C</b>	..

#### COLOURS

	<b>WS</b>	Satin White	530P	A	..	.	.	.	.	.	.	<b>WS</b>
	<b>BS</b>	Satin Black	530P	A	..	.	.	.	.	.	.	<b>BS</b>
	<b>NB</b>	Brushed Nickel	530P	A	..	.	.	.	.	.	.	<b>NB</b>

**ES**

Luminaria empotrable fija fabricada en acero diseñada para 1/2 lámparas halógenas de Ø50mm y LED de alto rendimiento con distintas opciones de difusor. Ofrece gran confort visual, quedando integrada en la superficie de montaje. Convertidor LED incluido, opcional con regulación mediante IGBT/TRIAC, 1-10V, PUSH o DALI.

**EN**

Fixed steel recessed spotlight, designed for Ø50mm halogen lamps and high performance LED with different diffuser options. Available with single or twin lamps. Provides good visual comfort with light source integrated in installation area. Remote LED driver included and optional dimmable IGBT/TRIAC, 1-10V, PUSH or DALI version available.

**FR**

Encastré fixe avec corps en acier. Conçu pour 1/2 lampes halogènes de Ø50mm et LED à haute performance avec plusieurs options de diffuseur disponible. La source lumineuse en retrait offre un grand confort visuel. Convertisseur LED inclus, avec gradation IGBT/TRIAC, 1-10V, DALI ou bouton poussoir sur demande.



# VULCANO 1

## 1-1 | 1-2

RECESSEDS

IP33 EXT

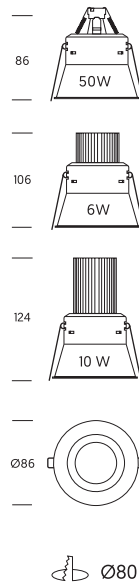


850°

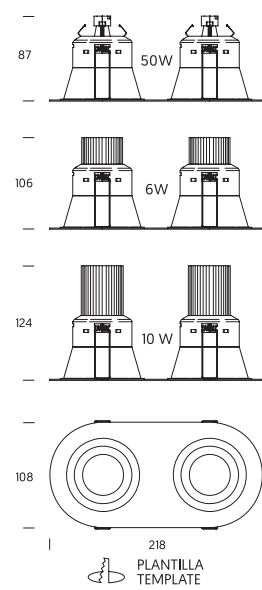


170

VULCANO 1-1



VULCANO 1-2



VULCANO 1-1

<b>LED</b>		230V	≈ 6W	> 600lm	<b>VL11 A 06</b>	.	.	<b>4</b>	.	..
			≈ 10W	> 1000lm	<b>VL11 A 10</b>	.	.	<b>4</b>	.	..
	QR-CBC 51	12V	GU 5.3	50W	<b>VL11 D 50</b>	<b>X</b>	<b>X</b>	<b>X</b>	<b>X</b>	..
	PAR 16	230V	GU 10	50W	<b>VL11 E 50</b>	<b>X</b>	<b>X</b>	<b>X</b>	<b>X</b>	..

VULCANO 1-2

<b>LED</b>		230V	≈ 6W	> 2 x 600lm	<b>VL12 A 06</b>	.	.	<b>4</b>	.	..
			≈ 10W	> 2 x 1000lm	<b>VL12 A 10</b>	.	.	<b>4</b>	.	..
	QR-CBC 51	12V	GU 5.3	2x 50W	<b>VL12 D 50</b>	<b>X</b>	<b>X</b>	<b>X</b>	<b>X</b>	..
	PAR 16	230V	GU 10	2x 50W	<b>VL12 E 50</b>	<b>X</b>	<b>X</b>	<b>X</b>	<b>X</b>	..

McAdam C3 - >50.000 h. L90 / CRI >80

DOWNLOAD COMPLETE TECHNICAL DATA AND FILES ON:  
[ONOKLIGHTING.COM/EN/VULCANO-1-1](http://ONOKLIGHTING.COM/EN/VULCANO-1-1)  
[ONOKLIGHTING.COM/EN/VULCANO-1-2](http://ONOKLIGHTING.COM/EN/VULCANO-1-2)

INFORMATION ABOUT PACKING SEE PAGE 324

### LED CONTROL

	<b>N</b>	No Dimmable	VL1 • A •• <b>N</b> • • • • •
	<b>C</b>	Dimmable IGBT / Triac	VL1 • A •• <b>C</b> • • • • •
	<b>F</b>	Dimmable 1-10V / Push	VL1 • A •• <b>F</b> • • • • •
	<b>D</b>	Dimmable Dali	VL1 • A •• <b>D</b> • • • • •

### LED COLOUR TEMPERATURE

	<b>3</b>	3000° K	VL1 • A •• • <b>3</b> • • • • •
	<b>4</b>	4000° K	VL1 • A •• • <b>4</b> • • • • •

### LED BEAM ANGLE

	<b>4</b>	Medium	VL1 • A •• • • • <b>4</b> • • • • •
--	----------	--------	-------------------------------------

### LED COMPLEMENTS

	<b>B</b>	Clear Difusser	VL1 • A •• • • • <b>B</b> • • • • •
	<b>A</b>	Ice Difusser	VL1 • A •• • • • <b>A</b> • • • • •
	<b>O</b>	Opal Difusser	VL1 • A •• • • • <b>O</b> • • • • •

### COLOURS

	<b>WS</b>	Satin White	VL1 • • • • • <b>WS</b> • • • • •
	<b>BS</b>	Satin Black	VL1 • • • • • <b>BS</b> • • • • •
	<b>AL</b>	Aluminium	VL1 • • • • • <b>AL</b> • • • • •
	<b>GD</b>	Gold 24k	VL11 • • • • • <b>GD</b> • • • • •

---

**ES**


Luminaria empotrable basculante fabricada en acero diseñada para 1/2 lámparas halógenas de Ø50mm y LED de alto rendimiento con distintas opciones de difusor. Ofrece gran confort visual, quedando integrada en la superficie de montaje. Convertidor LED incluido, opcional con regulación mediante IGBT/TRIAC, 1-10V, PUSH o DALI.

**EN**

Adjustable steel recessed spotlight, designed for Ø50mm halogen lamps and high performance LED with different diffuser options. Available with single or twin lamps. Provides good visual comfort with light source integrated in installation area. Remote LED driver included and optional dimmable IGBT/TRIAC, 1-10V, PUSH or DALI version available.

**FR**

Encastré orientable avec corps en acier. Conçu pour 1/2 lampes halogènes de Ø50mm et LED à haute performance avec plusieurs options de diffuseur disponible. La source lumineuse en retrait offre un grand confort visuel. Convertisseur LED inclus, avec gradation IGBT/TRIAC, 1-10V, DALI ou bouton poussoir sur demande.



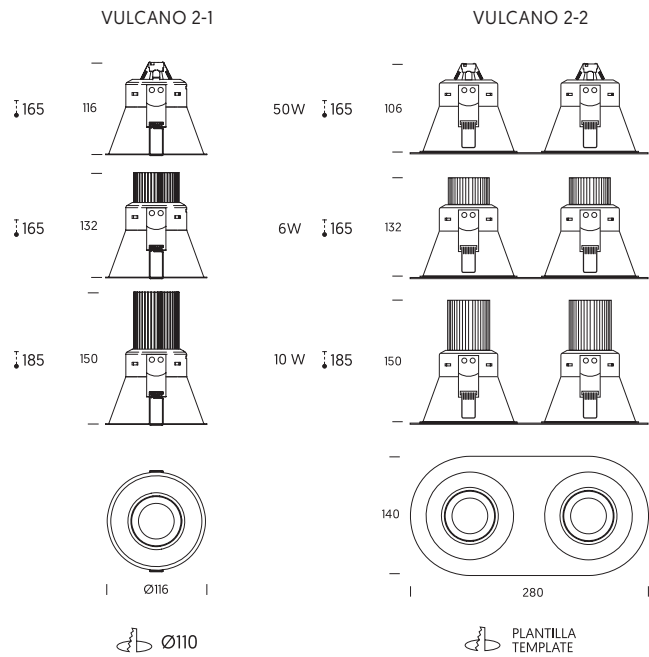


# VULCANO 2

## 2-1 | 2-2

RECESSEDS

IP33 EXT



### VULCANO 2-1

<b>LED</b>		≈ 6W	> 600lm	<b>VL21 A 06</b> . . . 4 . . .
		≈ 10W	> 1000lm	<b>VL21 A 10</b> . . . 4 . . .
	12V	GU 5.3	50W	<b>VL21 D 50 X X X X</b> . . .
	230V	GU 10	50W	<b>VL21 E 50 X X X X</b> . . .

### VULCANO 2-2

<b>LED</b>		≈ 6W	> 2 x 600lm	<b>VL22 A 06</b> . . . 4 . . .
		≈ 10W	> 2 x 1000lm	<b>VL22 A 10</b> . . . 4 . . .
	12V	GU 5.3	2x 50W	<b>VL22 D 50 X X X X</b> . . .
	230V	GU 10	2x 50W	<b>VL22 E 50 X X X X</b> . . .

McAdam C3 · >50.000 h. L90 / CRI >80

DOWNLOAD COMPLETE TECHNICAL DATA AND FILES ON:

[ONOKLIGHTING.COM/EN/VULCANO-2-1](http://ONOKLIGHTING.COM/EN/VULCANO-2-1)  
[ONOKLIGHTING.COM/EN/VULCANO-2-1](http://ONOKLIGHTING.COM/EN/VULCANO-2-1)

INFORMATION ABOUT PACKING SEE PAGE 324

### LED CONTROL

	<b>N</b>	No Dimmable	VL2 • A •• <b>N</b> . . . . .
	<b>C</b>	Dimmable IGBT / Triac	VL2 • A •• <b>C</b> . . . . .
	<b>F</b>	Dimmable 1-10V / Push	VL2 • A •• <b>F</b> . . . . .
	<b>D</b>	Dimmable Dali	VL2 • A •• <b>D</b> . . . . .

### LED COLOUR TEMPERATURE

	<b>3</b>	3000° K	VL2 • A •• . <b>3</b> . . . . .
	<b>4</b>	4000° K	VL2 • A •• . <b>4</b> . . . . .

### LED BEAM ANGLE

	<b>4</b>	Medium	VL2 • A •• . . . . . <b>4</b> . . .
--	----------	--------	-------------------------------------

### LED COMPLEMENTS

	<b>B</b>	Clear Difusser	VL2 • A •• . . . . . <b>B</b> . .
	<b>A</b>	Ice Difusser	VL2 • A •• . . . . . <b>A</b> . .
	<b>O</b>	Opal Difusser	VL2 • A •• . . . . . <b>O</b> . .

### COLOURS

	<b>WS</b>	Satin White	VL2 • . . . . . <b>WS</b>
	<b>BS</b>	Satin Black	VL2 • . . . . . <b>BS</b>
	<b>AL</b>	Aluminium	VL2 • . . . . . <b>AL</b>
	<b>GD</b>	Gold 24k	VL21 • . . . . . <b>GD</b>

**ES**

Luminaria empotrable basculante fabricada en acero diseñada para 1/2 lámparas de Ø111mm halógenas, de halogenuro metálico y LED de alto rendimiento con reflector disponible en 3 ángulos de emisión diferentes. Ofrece gran confort visual, quedando integrada en la superficie de montaje. Convertidor LED incluido, opcional con regulación 1-10V, PUSH o DALI.

**EN**

Adjustable steel recessed spotlight, designed for Ø111mm halogen lamps and metal halide lamps or high performance LED. Various diffuser options available and a choice of 3 different beam reflectors. Available with single or twin lamps. Provides good visual comfort with light source integrated in installation area. Remote LED driver included and optional dimmable IGBT/ TRIAC, 1-10V, PUSH or DALI version available.

**FR**

Encastré orientable avec corps en acier. Conçu pour 1/2 lampes halogènes de Ø111mm, iodure et LED à haute performance avec 3 optiques au choix. La source lumineuse en retrait offre un grand confort visuel. Convertisseur LED inclus, avec gradation IGBT/TRIAC, 1-10V, DALI ou bouton poussoir sur demande.



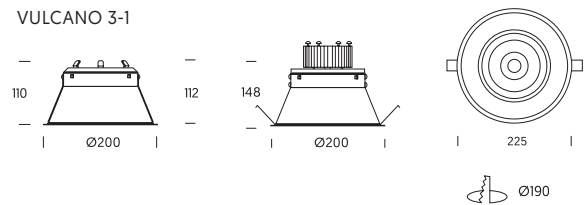
# VULCANO 3

## 3-1 | 3-2

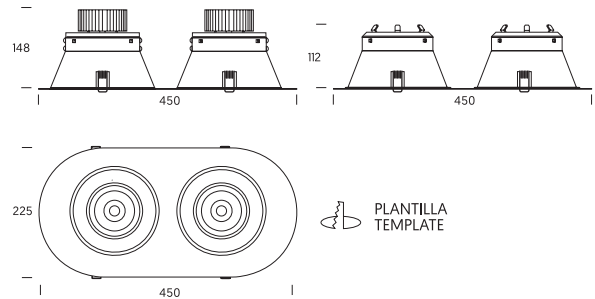
RECESSEDS

IP23 EXT

VULCANO 3-1



VULCANO 3-2



VULCANO 3-1

<b>LED</b>	230V	≈ 8W	> 1200lm	<b>VL31 A 10</b>	• • • X ••
		≈ 18W	> 2400lm	<b>VL31 A 20</b>	• • • X ••
		≈ 24W	> 3200lm	<b>VL31 A 30</b>	• • • X ••
QR-III	12V	G53	100W	<b>VL31 C 1C</b>	X X X X ••
CDM-R111	230V*	Gx8.5	70W	<b>VL31 G 70</b>	X X X X ••

VULCANO 3-2

<b>LED</b>	230V	≈ 8W	> 2 x 1200lm	<b>VL32 A 10</b>	• • • X ••
		≈ 18W	> 2 x 2400lm	<b>VL32 A 20</b>	• • • X ••
		≈ 24W	> 2 x 3200lm	<b>VL32 A 30</b>	• • • X ••
QR-III	12V	G53	2x 100W	<b>VL32 C 1C</b>	X X X X ••
CDM-R111	230V*	Gx8.5	2x 70W	<b>VL32 G 70</b>	X X X X ••

McAdam C3 · >44.000 h. L90 · >69.000 h. L80 · >79.000 h. L70 / CRI >85

DOWNLOAD COMPLETE TECHNICAL DATA AND FILES ON:

[ONOKLIGHTING.COM/EN/VULCANO-3-1](http://ONOKLIGHTING.COM/EN/VULCANO-3-1)  
[ONOKLIGHTING.COM/EN/VULCANO-3-2](http://ONOKLIGHTING.COM/EN/VULCANO-3-2)

INFORMATION ABOUT PACKING SEE PAGE 324

### LED CONTROL

<b>N</b>	No Dimmable	VL3• A •• <b>N</b> • • • ••
<b>F</b>	Dimmable 1-10V / Push	VL3• A •• <b>F</b> • • • ••
<b>D</b>	Dimmable Dali	VL3• A •• <b>D</b> • • • ••

### LED COLOUR TEMPERATURE

<b>3K</b>	<b>3</b>	3000° K	VL3• A •• • <b>3</b> • • • ••
<b>4K</b>	<b>4</b>	4000° K	VL3• A •• • <b>4</b> • • • ••

### LED BEAM ANGLE

<b>2</b>	Spot	VL3• A •• • •• <b>2</b> • • •
<b>3</b>	Medium	VL3• A •• • •• <b>3</b> • • •
<b>5</b>	Flood	VL3• A •• • •• <b>5</b> • • •

### LED COMPLEMENTS

<b>X</b>	No difusser	VL3• A •• • •• <b>X</b> ••
----------	-------------	----------------------------

### COLOURS

<b>WS</b>	<b>WS</b>	Satin White	VL3• • • • • • • <b>WS</b>
<b>BS</b>	<b>BS</b>	Satin Black	VL3• • • • • • • <b>BS</b>
<b>AL</b>	<b>AL</b>	Aluminium	VL3• • • • • • • <b>AL</b>
<b>GD</b>	<b>GD</b>	Gold 24k	VL3• • • • • • • <b>GD</b>



# VULCANO 3 LED

## RECESSEDS

### IP23 EXT



#### ES

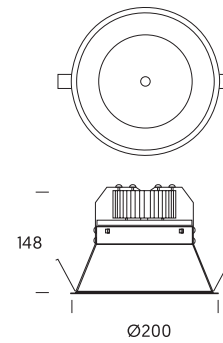
Luminaria empotrable fija fabricada en acero diseñada para LED de alto rendimiento. Ofrece gran confort visual, quedando integrada en la superficie de montaje. Convertidor LED incluido, opcional con regulación 1-10V, PUSH o DALI.

#### EN

Fixed steel recessed spotlight designed for high performance LED. Provides good visual comfort with light source integrated in installation area. Remote LED driver included and optional dimmable 1-10V, PUSH or DALI version available.

#### FR

Encastré fixe avec corps en acier, conçu pour LED à haute performance. La source lumineuse en retrait offre un grand confort visuel. Convertisseur LED inclus, avec gradation 1-10V, DALI ou bouton poussoir sur demande.



850°

185



Ø190

#### VULCANO 3 LED



230V

≈ 8W	> 1200lm	<b>VL3L A 10</b>	• • <b>9 X</b> ••
≈ 18W	> 2400lm	<b>VL3L A 20</b>	• • <b>9 X</b> ••
≈ 24W	> 3200lm	<b>VL32 A 30</b>	• • <b>9 X</b> ••

McAdam C3 · >53.000 h. L90 · >78.000 h. L80 · >88.000 h. L70 / CRI >85

DOWNLOAD COMPLETE TECHNICAL

DATA AND FILES ON:

[ONOKLIGHTING.COM/EN/VULCANO-3-LED](http://ONOKLIGHTING.COM/EN/VULCANO-3-LED)

INFORMATION ABOUT PACKING SEE PAGE 324

#### LED CONTROL

	<b>N</b>	No Dimmable	VL3L A •• <b>N</b> • • • ••
	<b>F</b>	Dimmable 1-10V / Push	VL3L A •• <b>F</b> • • • ••
	<b>D</b>	Dimmable Dali	VL3L A •• <b>D</b> • • • ••

#### LED COLOUR TEMPERATURE

	<b>3</b>	3000° K	VL3L A •• • <b>3</b> • • • ••
	<b>4</b>	4000° K	VL3L A •• • <b>4</b> • • • ••

#### LED BEAM ANGLE

	<b>9</b>	Expansive	VL3L A •• • • • <b>9</b> • • •
--	----------	-----------	--------------------------------

#### LED COMPLEMENTS

	<b>X</b>	No Difusser	VL3L A •• • • • <b>X</b> ••
--	----------	-------------	-----------------------------

#### COLOURS

	<b>WS</b>	Satin White	VL3L A •• • • • • <b>WS</b>
	<b>BS</b>	Satin Black	VL3L A •• • • • • <b>BS</b>
	<b>AL</b>	Aluminium	VL3L A •• • • • • <b>AL</b>



# VULCANO G24

## 3 | 4

### RECESSEDS

#### IP33 EXT



#### ES

Luminaria empotrable con un diseño depurado realizada en acero para lámpara fluorescencia compacta. Ofrece gran confort visual, quedando integrada en la superficie de montaje. Destaca su novedoso y sencillo sistema de cambio de lámpara.

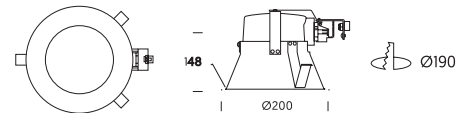
#### EN

Recessed spot with a soft design made in steel for compact fluorescent lamp. It offers good visual comfort, being integrated to with the installation surface. New and simple system of lamp replacement.

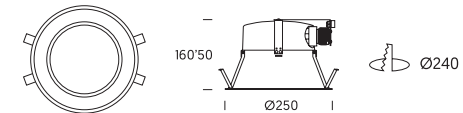
#### FR

Liminaire encastré aux lignes épurées. Il est réalisé en acier pour fluo compacte. Il offre un grand confort visuel et s'intègre à la surface de montage. Remarquez vous nouveau et simplifié système de changement de lampes.

VULCANO 3 G24



VULCANO 4 G24



850°

200

VULCANO 3 G24

	TC-DEL		230V	G 24-q2	1 x 18W	<b>VL3G</b>	<b>I</b>	<b>GD</b>	•	<b>X</b>	<b>X</b>	<b>G</b>	••
	TC-TEL		230V	G 24-q3	1 x 26W	<b>VL3G</b>	<b>I</b>	<b>GE</b>	•	<b>X</b>	<b>X</b>	<b>G</b>	••

VULCANO 4 G24

	TC-DEL		230V	G 24-q3	2 x 26W	<b>VL4G</b>	<b>I</b>	<b>GA</b>	•	<b>X</b>	<b>X</b>	<b>G</b>	••
	TC-TEL		230V	G 24-q3	2 x 32W	<b>VL4G</b>	<b>I</b>	<b>GF</b>	•	<b>X</b>	<b>X</b>	<b>G</b>	••

DOWNLOAD COMPLETE TECHNICAL

DATA AND FILES ON:

[ONOKLIGHTING.COM/EN/VULCANO-3-G24](http://ONOKLIGHTING.COM/EN/VULCANO-3-G24)

[ONOKLIGHTING.COM/EN/VULCANO-4-G24](http://ONOKLIGHTING.COM/EN/VULCANO-4-G24)

INFORMATION ABOUT PACKING SEE PAGE 324

#### CONTROL

	<b>N</b>	No Dimmable	VLG•   •• <b>N</b> • • • •
	<b>E</b>	Dimmable 1-10V	VLG•   •• <b>E</b> • • • •
	<b>D</b>	Dimmable Dali	VLG•   •• <b>D</b> • • • •

#### COLOUR TEMPERATURE

	<b>X</b>	No Temperature	VLG•   •• • <b>X</b> • • •
--	----------	----------------	----------------------------

#### LED BEAM ANGLE

	<b>X</b>	No Angle	VLG•   •• • • <b>X</b> • •
--	----------	----------	----------------------------

#### LED COMPLEMENTS

	<b>G</b>	Glass Difusser	VLG• • • • • <b>G</b> ••
--	----------	----------------	--------------------------

#### COLOURS

	<b>WS</b>	Satin White	VLG•   •• • • • • <b>WS</b>
	<b>BS</b>	Satin Black	VLG•   •• • • • • <b>BS</b>
	<b>AL</b>	Aluminium	VLG•   •• • • • • <b>AL</b>





# VULCANO ASIM

## RECESSEDS



### IP33 EXT

#### ES

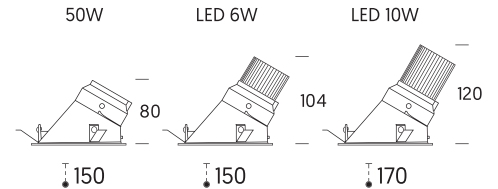
Luminaria empotrable fija fabricada en inyección de aluminio diseñada para lámparas LED de alto rendimiento con distintas opciones de difusor. Ofrece gran confort visual, quedando integrada en la superficie de montaje. Convertidor LED incluido, opcional con regulación mediante IGBT/TRIAC, 1-10V, PUSH o DALI.

#### EN

Fixed recessed spotlight made of die-casted aluminium, designed for high performance LED with different diffuser options. Provides good visual comfort with light source integrated in installation area. Remote LED driver included and optional dimmable IGBT/TRIAC, 1-10V, PUSH or DALI version available.

#### FR

Encastré fixe avec corps en aluminium injecté. Conçu pour lampes LED à haute performance avec plusieurs options de diffuseur disponible. La source lumineuse en retrait offre un grand confort visuel. Convertisseur LED inclus, avec gradation IGBT/TRIAC, 1-10V, DALI ou bouton poussoir sur demande.



#### VULCANO ASI

<b>LED</b>	230V	≈ 6W	> 600lm	<b>VLAS A 06 . . . 4 . . .</b>
		≈ 10W	> 1000lm	<b>VLAS A 10 . . . 4 . . .</b>
QR-CBC 51	12V	GU 5.3	50W	<b>VLAS D 50 X X X X . .</b>
PAR 16	230V	GU 10	50W	<b>VLAS E 50 X X X X . .</b>

McAdam C3 · >50.000 h. L90 / CRI >80

DOWNLOAD COMPLETE TECHNICAL DATA AND FILES ON:  
[ONOKLIGHTING.COM/EN/VULCANO-ASI](http://ONOKLIGHTING.COM/EN/VULCANO-ASI)

INFORMATION ABOUT PACKING SEE PAGE 324

#### LED CONTROL

<b>N</b>	No Dimmable	<b>VLAS A . . . N . . . . .</b>
<b>C</b>	Dimmable IGBT / Triac	<b>VLAS A . . . C . . . . .</b>
<b>F</b>	Dimmable 1-10V / Push	<b>VLAS A . . . F . . . . .</b>
<b>D</b>	Dimmable Dali	<b>VLAS A . . . D . . . . .</b>

#### LED COLOUR TEMPERATURE

<b>3K</b>	<b>3</b>	3000° K	<b>VLAS A . . . 3 . . . . .</b>
<b>4K</b>	<b>4</b>	4000° K	<b>VLAS A . . . 4 . . . . .</b>

#### LED BEAM ANGLE

<b>4</b>	Medium	<b>VLAS A . . . . . 4 . . .</b>
----------	--------	---------------------------------

#### LED COMPLEMENTS

<b>B</b>	Clear Difusser	<b>VLAS A . . . . . B . .</b>
<b>A</b>	Ice Difusser	<b>VLAS A . . . . . A . .</b>
<b>O</b>	Opal Difusser	<b>VLAS A . . . . . O . .</b>

#### COLOURS

<b>WS</b>	<b>WS</b>	Satin White	<b>VLAS . . . . . WS</b>
<b>BS</b>	<b>BS</b>	Satin Black	<b>VLAS . . . . . BS</b>
<b>GD</b>	<b>GD</b>	Gold 24k	<b>VLAS . . . . . GD</b>



# BOX

## RECESSEDS



### IP33 EXT

#### ES

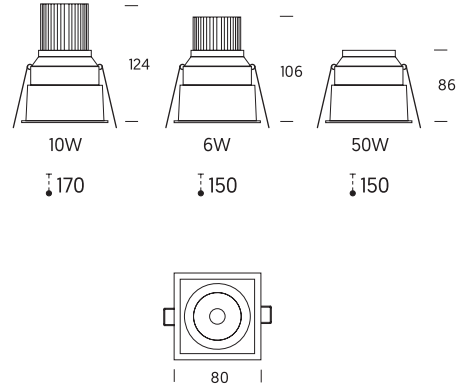
Luminaria empotrable fija fabricada en inyección de aluminio diseñada para lámparas LED de alto rendimiento con distintas opciones de difusor. Ofrece gran confort visual, quedando integrada en la superficie de montaje. Convertidor LED incluido, opcional con regulación mediante IGBT/ TRIAC, 1-10V, PUSH o DALI.

#### EN

Fixed recessed spotlight made of die-casted aluminium, designed for high performance LED with different diffuser options. Provides good visual comfort with light source integrated in installation area. Remote LED driver included and optional dimmable IGBT/TRIAC, 1-10V, PUSH or DALI version available.

#### FR

Encastré fixe avec corps en aluminium injecté. Conçu pour lampes LED à haute performance avec plusieurs options de diffuseur disponible. La source lumineuse en retrait offre un grand confort visuel. Convertisseur LED inclus, avec gradation IGBT/TRIAC, 1-10V, DALI ou bouton poussoir sur demande.



850°



74x74

BOX

<b>LED</b>	230V	≈ 6W	> 600lm	<b>BOX1 A 06</b>	.	.	<b>4</b>	.	..
		≈ 10W	> 1000lm	<b>BOX1 A 10</b>	.	.	<b>4</b>	.	..
QR-CBC 51	12V	GU 5.3	50W	<b>BOX1 D 50</b>	<b>X</b>	<b>X</b>	<b>X</b>	<b>X</b>	..
PAR 16	230V	GU 10	50W	<b>BOX1 E 50</b>	<b>X</b>	<b>X</b>	<b>X</b>	<b>X</b>	..

McAdam C3 - >50,000 h. L90 / CRI >80

DOWNLOAD COMPLETE TECHNICAL DATA AND FILES ON:  
**ONOKLIGHTING.COM/EN/BOX**

INFORMATION ABOUT PACKING SEE PAGE 324

#### LED CONTROL

<b>N</b>	No Dimmable	BOX1 A .. <b>N</b> . . . . ..
<b>C</b>	Dimmable IGBT / Triac	BOX1 A .. <b>C</b> . . . . ..
<b>F</b>	Dimmable 1-10V / Push	BOX1 A .. <b>F</b> . . . . ..
<b>D</b>	Dimmable Dali	BOX1 A .. <b>D</b> . . . . ..

#### LED COLOUR TEMPERATURE

<b>3K</b>	<b>3</b>	3000° K	BOX1 A .. . <b>3</b> . . . . ..
<b>4K</b>	<b>4</b>	4000° K	BOX1 A .. . <b>4</b> . . . . ..

#### LED BEAM ANGLE

<b>4</b>	Medium	BOX1 A .. . . . <b>4</b> . . ..
----------	--------	---------------------------------

#### LED COMPLEMENTS

<b>B</b>	Clear Difusser	BOX1 A .. . . . <b>B</b> ..
<b>A</b>	Ice Difusser	BOX1 A .. . . . <b>A</b> ..
<b>O</b>	Opal Difusser	BOX1 A .. . . . <b>O</b> ..

#### COLOURS

<b>WS</b>	<b>WS</b>	Satin White	BOX1 . . . . . <b>WS</b>
<b>BS</b>	<b>BS</b>	Satin Black	BOX1 . . . . . <b>BS</b>
<b>GD</b>	<b>GD</b>	Gold 24k	BOX1 . . . . . <b>GD</b>



# OnLED

## RECESSEDS

### IP33 EXT



#### ES

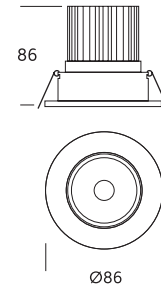
Luminaria empotrable basculante fabricada en aluminio diseñada para LED de alto rendimiento con reflector disponible en 2 ángulos de emisión diferentes. Convertidor LED incluido, opcional con regulación mediante IGBT/TRIAC, 1-10V, PUSH o DALI. También disponible con grado de protección contra chorros de agua IP65

#### EN

Adjustable aluminium recessed spotlight, designed for high performance LED with a choice of 2 different beam reflectors. Remote LED driver included and optional dimmable IGBT/TRIAC, 1-10V, PUSH or DALI version available. Also available with IP65 protection index against water jets.

#### FR

Encastré orientable avec corps en aluminium. Conçu pour LED à haute performance avec 2 optiques au choix. Convertisseur LED inclus, avec gradation IGBT/TRIAC, 1-10V, DALI ou bouton poussoir sur demande. Également disponible avec Indice de Protection 65 contre jets d'eau système de changement de lampes.



onLED

**LED** 230V ≈ 8W > 600lm **OLDX A 08 . . . B ..**

DOWNLOAD COMPLETE TECHNICAL DATA AND FILES ON: [ONOKLIGHTING.COM/EN/ONLED](http://ONOKLIGHTING.COM/EN/ONLED)

INFORMATION ABOUT PACKING SEE PAGE 324

#### LED CONTROL

	<b>N</b>	No Dimmable	OLDX	A	..	<b>N</b>	.	.	.	..
	<b>C</b>	Dimmable IGBT / Triac	OLDX	A	..	<b>C</b>	.	.	.	..
	<b>F</b>	Dimmable 1-10V / Push	OLDX	A	..	<b>F</b>	.	.	.	..
	<b>D</b>	Dimmable Dali	OLDX	A	..	<b>D</b>	.	.	.	..

#### LED COLOUR TEMPERATURE

	<b>3</b>	3000° K	OLDX	A	..	.	.	<b>3</b>	.	..
	<b>4</b>	4000° K	OLDX	A	..	.	.	<b>4</b>	.	..

#### LED BEAM ANGLE

	<b>3</b>	Medium	OLDX	A	..	.	.	.	<b>3</b>	.	..
	<b>6</b>	Flood	OLDX	A	..	.	.	.	<b>6</b>	.	..

#### LED COMPLEMENTS

	<b>X</b>	Clear Diffuser	OLDX	A	..	.	.	.	.	<b>B</b>	..
--	----------	----------------	------	---	----	---	---	---	---	----------	----

#### COLOURS

	<b>WS</b>	Satin White	OLDX	A	..	.	.	.	.	.	<b>WS</b>
	<b>BA</b>	Brushed Aluminium	OLDX	A	..	.	.	.	.	.	<b>BA</b>



# OnLED IP65

## RECESSEDS

### IP65



#### ES

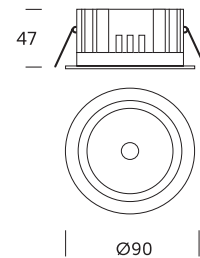
Luminaria empotrable basculante fabricada en aluminio diseñada para LED de alto rendimiento con reflector disponible en 2 ángulos de emisión diferentes. Convertidor LED incluido, opcional con regulación mediante IGBT/TRIAC, 1-10V, PUSH o DALI. También disponible con grado de protección contra chorros de agua IP65

#### EN

Adjustable aluminium recessed spotlight, designed for high performance LED with a choice of 2 different beam reflectors. Remote LED driver included and optional dimmable IGBT/TRIAC, 1-10V, PUSH or DALI version available. Also available with IP65 protection index against water jets.

#### FR

Encastré orientable avec corps en aluminium. Conçu pour LED à haute performance avec 2 optiques au choix. Convertisseur LED inclus, avec gradation IGBT/TRIAC, 1-10V, DALI ou bouton poussoir sur demande. Également disponible avec Indice de Protection 65 contre jets d'eau système de changement de lampes.



850°



150



Ø85

onLED IP65

**LED**  230V ≈ 8W > 600lm **OL65 A 08 · 3 3 B WS**

DOWNLOAD COMPLETE TECHNICAL  
DATA AND FILES ON:  
[ONOKLIGHTING.COM/EN/ONLED-IP65](http://ONOKLIGHTING.COM/EN/ONLED-IP65)

INFORMATION ABOUT PACKING SEE PAGE 324

#### LED CONTROL

	<b>N</b>	No Dimmable	OL65	A	..	<b>N</b>	·	·	·	·	..
	<b>C</b>	Dimmable IGBT / Triac	OL65	A	..	<b>C</b>	·	·	·	·	..
	<b>F</b>	Dimmable 1-10V / Push	OL65	A	..	<b>F</b>	·	·	·	·	..
	<b>D</b>	Dimmable Dali	OL65	A	..	<b>D</b>	·	·	·	·	..

#### LED COLOUR TEMPERATURE

	<b>3</b>	3000° K	OL65	A	..	·	<b>3</b>	·	·	·	..
---	----------	---------	------	---	----	---	----------	---	---	---	----

#### LED BEAM ANGLE

	<b>3</b>	Medium	OL65	A	..	·	·	·	<b>3</b>	·	..
---	----------	--------	------	---	----	---	---	---	----------	---	----

#### LED COMPLEMENTS

	<b>B</b>	Clear Diffuser	OL65	A	..	·	·	·	·	<b>B</b>	..
---	----------	----------------	------	---	----	---	---	---	---	----------	----

#### COLOURS

	<b>WS</b>	Satin White	OL65	A	..	·	·	·	·	·	<b>WS</b>
---	-----------	-------------	------	---	----	---	---	---	---	---	-----------





# OnLED Q

## RECESSEDS

### IP33 EXT



#### ES

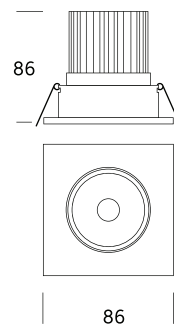
Luminaria empotrable basculante fabricada en aluminio diseñada para LED de alto rendimiento con reflector disponible en 2 ángulos de emisión diferentes. Convertidor LED incluido, opcional con regulación mediante IGBT/TRIAC, 1-10V, PUSH o DALI.

#### EN

Adjustable aluminium recessed spotlight, designed for high performance LED with a choice of 2 different beam reflectors. Remote LED driver included and optional dimmable IGBT/TRIAC, 1-10V, PUSH or DALI version available.

#### FR

Encastré orientable avec corps en aluminium. Conçu pour LED à haute performance avec 2 optiques au choix. Convertisseur LED inclus, avec gradation IGBT/TRIAC, 1-10V, DALI ou bouton poussoir sur demande.



850°

150

Ø75

onLED Q



230V ≈ 8W > 600lm

OLDQ A 08 . . . B ..

DOWNLOAD COMPLETE TECHNICAL DATA AND FILES ON:  
[ONOKLIGHTING.COM/EN/ONLED-Q](http://ONOKLIGHTING.COM/EN/ONLED-Q)

INFORMATION ABOUT PACKING SEE PAGE 324

#### LED CONTROL

	<b>N</b>	No Dimmable	OLDQ A .. <b>N</b> . . . ..
	<b>C</b>	Dimmable IGBT / Triac	OLDQ A .. <b>C</b> . . . ..
	<b>F</b>	Dimmable 1-10V / Push	OLDQ A .. <b>F</b> . . . ..
	<b>D</b>	Dimmable Dali	OLDQ A .. <b>D</b> . . . ..

#### LED COLOUR TEMPERATURE

	<b>3</b>	3000° K	OLDQ A .. . <b>3</b> . . . ..
	<b>4</b>	4000° K	OLDQ A .. . <b>4</b> . . . ..

#### LED BEAM ANGLE

	<b>3</b>	Medium	OLDQ A .. . . <b>3</b> . . .
	<b>6</b>	Flood	OLDQ A .. . . <b>6</b> . . .

#### LED COMPLEMENTS

	<b>X</b>	Clear Diffuser	OLDQ A .. . . . <b>B</b> ..
--	----------	----------------	-----------------------------

#### COLOURS

	<b>WS</b>	Satin White	OLDQ A .. . . . <b>WS</b>
	<b>BA</b>	Brushed Aluminium	OLDQ A .. . . . <b>BA</b>



# 10.000

## RECESSEDS



### IP44 EXT

#### ES

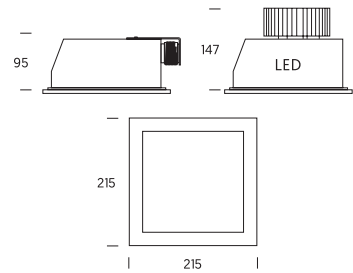
Luminaria empotrable fabricada en acero, diseñada para fluorescencia compacta y LED de alto rendimiento. Frontal en acero y metacrilato. Equipo electrónico incluido, opcional con regulación 1-10V o DALI.

#### EN

Square steel recessed downlight with methacrylate diffuser for compact fluorescent lamps and high performance LED. Electronic equipment included and optional dimmable 1-10V or DALI version available.

#### FR

Encastré conçu pour lampe fluorescente compacte y LED à haute performance. Façade lumineuse en acier et méthacrylate. Equipement électronique inclus avec gradation 1-10V ou DALI sur demande.



850°

190x190 | 185

10.000

<b>LED</b>		≈ 8W	> 1200lm	<b>10XX A 10</b>	• •	<b>9 A</b>	••
		230V ≈ 18W	> 2400lm	<b>10XX A 20</b>	• •	<b>9 A</b>	••
		≈ 24W	> 3200lm	<b>10XX A 30</b>	• •	<b>9 A</b>	••
		2 x 26W		<b>10XX I GA</b>	• X X	• •	
		2 x 32W		<b>10XX I GF</b>	• X X	• •	

McAdam C3 · >44.000 h. L90 · >69.000 h. L80 · >79.000 h. L70 / CRI >85

DOWNLOAD COMPLETE TECHNICAL DATA AND FILES ON:  
**ONOKLIGHTING.COM/EN/10000**

INFORMATION ABOUT PACKING SEE PAGE 324

#### CONTROL

	<b>N</b>	No Dimmable	10XX	• ••	<b>N</b>	• • • • •
	<b>F</b>	Dimmable 1-10V / Push Only in LED	10XX	A ••	<b>F</b>	• • • • •
	<b>D</b>	Dimmable Dali Only in LED	10XX	• ••	<b>D</b>	• • • • •

#### LED COLOUR TEMPERATURE

	<b>3</b>	3000° K	10XX	A ••	• •	<b>3</b>	• • • • •
	<b>4</b>	4000° K	10XX	A ••	• •	<b>4</b>	• • • • •

#### LED BEAM ANGLE

	<b>9</b>	Expansive	10XX	• ••	• •	<b>9</b>	• • • • •
--	----------	-----------	------	------	-----	----------	-----------

#### LED COMPLEMENTS

	<b>A</b>	Ice Diffuser	10XX	• ••	• • • • •	<b>A</b>	••
	<b>G</b>	Glass Diffuser	10XX	I ••	• • • • •	<b>G</b>	••

#### COLOURS

	<b>WS</b>	Satin White	10XX	• ••	• • • • •	<b>WS</b>	
	<b>AL</b>	Aluminium	10XX	• ••	• • • • •	<b>AL</b>	



# 11.000

## RECESSEDS



### IP44 EXT

#### ES

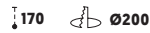
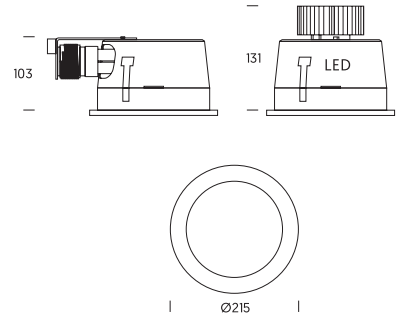
Luminaria empotrable fabricada en acero, diseñada para fluorescencia compacta y LED de alto rendimiento. Frontal en acero y metacrilato. Equipo electrónico incluido, opcional con regulación 1-10V o DALI.

#### EN

Round steel recessed downlight with methacrylate diffuser for compact fluorescent lamps and high performance LED. Electronic equipment included and optional dimmable 1-10V or DALI version available.

#### FR

Encastré conçu pour lampe fluorescente compacte y LED à haute performance. Façade lumineuse en acier et méthacrylate. Equipement électronique inclus avec gradation 1-10V ou DALI sur demande.



11.000

<b>LED</b>	230V	≈ 8W	> 1200lm	<b>11XX A 10</b>	• •	<b>9 A</b>	••
		≈ 18W	> 2400lm	<b>11XX A 20</b>	• •	<b>9 A</b>	••
		≈ 24W	> 3200lm	<b>11XX A 30</b>	• •	<b>9 A</b>	••
TC-DEL TC-TEL	230V G 24-q3	2 x 26W		<b>11XX I GA</b>	• X	<b>9</b>	• •
		2 x 32W		<b>11XX I GF</b>	• X	<b>9</b>	• •

McAdam C3 · >44.000 h. L90 · >69.000 h. L80 · >79.000 h. L70 / CRI >85

DOWNLOAD COMPLETE TECHNICAL DATA AND FILES ON:  
**ONOKLIGHTING.COM/EN/11000**

INFORMATION ABOUT PACKING SEE PAGE 324

#### CONTROL

	<b>N</b>	No Dimmable	11XX	• ••	<b>N</b>	• • • • •
	<b>F</b>	Dimmable 1-10V / Push Only in led	11XX	A ••	<b>F</b>	• • • • •
	<b>D</b>	Dimmable Dali Only in led	11XX	• ••	<b>D</b>	• • • • •

#### LED COLOUR TEMPERATURE

	<b>3</b>	3000° K	11XX	A ••	• •	<b>3</b>	• • • • •
	<b>4</b>	4000° K	11XX	A ••	• •	<b>4</b>	• • • • •

#### LED BEAM ANGLE

	<b>9</b>	Expansive	11XX	• ••	• •	<b>9</b>	• • • • •
--	----------	-----------	------	------	-----	----------	-----------

#### LED COMPLEMENTS

	<b>A</b>	Ice Difusser	11XX	• ••	• • • • •	<b>A</b>	••
	<b>G</b>	Glass Difusser	11XX	I ••	• • • • •	<b>G</b>	••


#### COLOURS

	<b>WS</b>	Satin White	11XX	• ••	• • • • •	<b>WS</b>	
	<b>AL</b>	Aluminium	11XX	• ••	• • • • •	<b>AL</b>	



# 10.000 MINI

## RECESSEDS



### IP44 EXT

#### ES

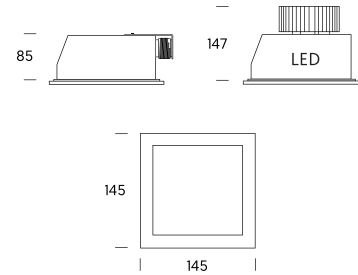
Luminaria empotrable fabricada en acero, diseñada para fluorescencia compacta y LED de alto rendimiento. Frontal en acero y metacrilato. Equipo electrónico incluido, opcional con regulación 1-10V o DALI.

#### EN

Square steel recessed downlight with methacrylate diffuser for compact fluorescent lamps and high performance LED. Electronic equipment included and optional dimmable 1-10V or DALI version available.

#### FR

Encastré conçu pour lampe fluorescente compacte y LED à haute performance. Façade lumineuse en acier et méthacrylate. Equipement électronique inclus avec gradation 1-10V ou DALI sur demande.



850°

185



130x130

#### 11.000 MINI



230V

≈ 8W

> 1200lm

**10MX A 10** . . . **9 A** ..

≈ 18W

> 2400lm

**10MX A 20** . . . **9 A** ..

TC-DEL 230V G24-q1 2 x 13W **10MX I GC** . **X 9** . ..

McAdam C3 · >53.000 h. L90 · >78.000 h. L80 · >88.000 h. L70 / CRI >85

DOWNLOAD COMPLETE TECHNICAL DATA AND FILES ON:

[ONOKLIGHTING.COM/EN/10000-MINI](http://ONOKLIGHTING.COM/EN/10000-MINI)

INFORMATION ABOUT PACKING SEE PAGE 324

#### CONTROL

	<b>N</b>	No Dimmable	10MX	.	..	<b>N</b>	.	.	.	..
	<b>F</b>	Dimmable 1-10V / Push Only in LED	10MX	A	..	<b>F</b>	.	.	.	..
	<b>D</b>	Dimmable Dali Only in LED	10MX	.	..	<b>D</b>	.	.	.	..

#### LED COLOUR TEMPERATURE

	<b>3</b>	3000° K	10MX	A	..	.	.	<b>3</b>	.	.	..
	<b>4</b>	4000° K	10MX	A	..	.	.	<b>4</b>	.	.	..

#### LED BEAM ANGLE

	<b>9</b>	Expansive	10MX	.	..	.	.	.	<b>9</b>	.	..
--	----------	-----------	------	---	----	---	---	---	----------	---	----

#### LED COMPLEMENTS

	<b>A</b>	Ice Difusser	10MX	.	..	.	.	.	.	<b>A</b>	..
	<b>G</b>	Glass Difusser	10MX	I	..	.	.	.	.	<b>G</b>	..

#### COLOURS

	<b>WS</b>	Satin White	10MX	.	..	.	.	.	.	.	<b>WS</b>
	<b>AL</b>	Aluminium	10MX	.	..	.	.	.	.	.	<b>AL</b>





# 11.000 MINI

## RECESSEDS



### IP44 EXT

#### ES

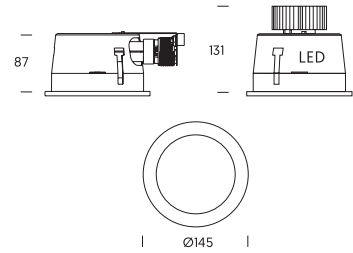
Luminaria empotrable fabricada en acero, diseñada para fluorescencia compacta y LED de alto rendimiento. Frontal en acero y metacrilato. Equipo electrónico incluido, opcional con regulación 1-10V o DALI.

#### EN

Round steel recessed downlight with methacrylate diffuser for compact fluorescent lamps and high performance LED. Electronic equipment included and optional dimmable 1-10V or DALI version available.

#### FR

Encastré conçu pour lampe fluorescente compacte y LED à haute performance. Façade lumineuse en acier et méthacrylate. Equipement électronique inclus avec gradation 1-10V ou DALI sur demande.



#### 11.000 MINI

<b>LED</b>	230V	≈ 8W	> 1200lm	<b>11MX</b>	<b>A</b>	<b>10</b>	•	•	<b>9</b>	<b>A</b>	••
		≈ 18W	> 2400lm	<b>11MX</b>	<b>A</b>	<b>20</b>	•	•	<b>9</b>	<b>A</b>	••
TC-DEL	230V	G24-q1	2 x 13W	<b>11MX</b>	<b>I</b>	<b>GC</b>	•	<b>X</b>	<b>X</b>	•	••

McAdam C3 · >53.000 h. L90 · >78.000 h. L80 · >88.000 h. L70 / CRI >85

DOWNLOAD COMPLETE TECHNICAL DATA AND FILES ON:  
**ONOKLIGHTING.COM/EN/11000-MINI**

INFORMATION ABOUT PACKING SEE PAGE 324

#### CONTROL

<b>N</b>	No Dimmable	11MX	•	••	<b>N</b>	•	•	•	•	••
<b>F</b>	Dimmable 1-10V / Push Only in LED	11MX	A	••	<b>F</b>	•	•	•	•	••
<b>D</b>	Dimmable Dali Only in LED	11MX	•	••	<b>D</b>	•	•	•	•	••

#### LED COLOUR TEMPERATURE

<b>3K</b>	<b>3</b>	3000° K	11MX	A	••	•	<b>3</b>	•	•	••
<b>4K</b>	<b>4</b>	4000° K	11MX	A	••	•	<b>4</b>	•	•	••

#### LED BEAM ANGLE

<b>9</b>	Expansive	11MX	A	••	•	•	<b>9</b>	•	••
----------	-----------	------	---	----	---	---	----------	---	----

#### LED COMPLEMENTS

<b>A</b>	Ice Difusser	11MX	•	••	•	•	•	<b>A</b>	••
<b>G</b>	Glass Difusser	11MX	I	••	•	•	•	<b>G</b>	••

#### COLOURS

<b>WS</b>	<b>WS</b>	Satin White	11MX	•	••	•	•	•	•	<b>WS</b>
<b>AL</b>	<b>AL</b>	Aluminium	11MX	•	••	•	•	•	•	<b>AL</b>



# 265

## RECESSEDS



### IP65 EXT

#### ES

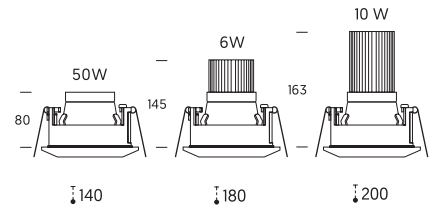
Luminaria empotrable fija fabricada en aluminio, diseñada para lámparas halógenas de Ø50mm y LED de alto rendimiento. Grado de protección contra chorros de agua IP65. Convertidor LED incluido, opcional con regulación mediante IGBT/TRIAC, 1-10V, PUSH o DALI.

#### EN

Fixed recessed spotlight made of die-casted aluminium, designed for Ø50mm halogen lamps and high performance LED. IP65 protection index against water jets. Remote LED driver included and optional dimmable IGBT/TRIAC, 1-10V, PUSH or DALI version available.

#### FR

Encastré fixe avec corps en aluminium injecté Conçu pour lampes halogènes de Ø50mm et LED à haute performance. Indice de Protection 65 contre jets d'eau. Convertisseur LED inclus, avec gradation IGBT/TRIAC, 1-10V, DALI ou bouton poussoir sur demande.



850°



Ø92

265

LED	230V	≈ 6W	> 600lm	265X A 06	• • 4 A ..
		≈ 10W	> 1000lm	265X A 10	• • 4 A ..
QR-CBC 51	12V	GU 5.3	50W	265X D 50	X X X A ..
BiPin QT12	12V	GY 6.35	70W	265X H 70	X X X A ..
PAR 16	230V	GU 10	50W	265X E 50	X X X A ..

McAdam C3 · >50.000 h. L90 / CRI >80

DOWNLOAD COMPLETE TECHNICAL DATA AND FILES ON:  
[ONOKLIGHTING.COM/EN/265](http://ONOKLIGHTING.COM/EN/265)

INFORMATION ABOUT PACKING SEE PAGE 324

#### LED CONTROL

	<b>N</b>	No Dimmable	265X A ..	<b>N</b> • • • ..
	<b>C</b>	Dimmable IGBT / Triac	265X A ..	<b>C</b> • • • ..
	<b>F</b>	Dimmable 1-10V / Push	265X A ..	<b>F</b> • • • ..
	<b>D</b>	Dimmable Dali	265X A ..	<b>D</b> • • • ..

#### LED COLOUR TEMPERATURE

	<b>3</b>	3000° K	265X A ..	• <b>3</b> • • ..
	<b>4</b>	4000° K	265X A ..	• <b>4</b> • • ..

#### LED BEAM ANGLE

	<b>4</b>	Medium	265X A ..	• • <b>4</b> • ..
--	----------	--------	-----------	-------------------

#### LED COMPLEMENTS

	<b>A</b>	Ice Difusser	265X • ..	• • • • <b>A</b> ..
--	----------	--------------	-----------	---------------------

#### COLOURS

	<b>WX</b>	White	265X • ..	• • • • <b>WX</b>
	<b>AL</b>	Aluminium	265X • ..	• • • • <b>AL</b>
	<b>CH</b>	Chrome	265X • ..	• • • • <b>CH</b>
	<b>NB</b>	Brushed Nickel	265X • ..	• • • • <b>NB</b>



# 465

## RECESSEDS



### IP65 EXT

#### ES

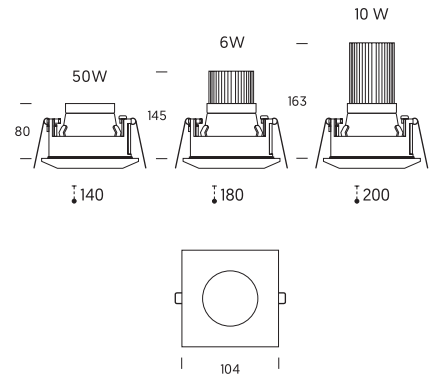
Luminaria empotrable fija fabricada en aluminio, diseñada para lámparas halógenas de Ø50mm y LED de alto rendimiento. Grado de protección contra chorros de agua IP65. Convertidor LED incluido, opcional con regulación mediante IGBT/TRIAC, 1-10V, PUSH o DALI.

#### EN

Fixed recessed spotlight made of die-casted aluminium, designed for Ø50mm halogen lamps and high performance LED. IP65 protection index against water jets. Remote LED driver included and optional dimmable IGBT/TRIAC, 1-10V, PUSH or DALI version available.

#### FR

Encastré fixe avec corps en aluminium injecté Conçu pour lampes halogènes de Ø50mm et LED à haute performance. Indice de Protection 65 contre jets d'eau. Convertisseur LED inclus, avec gradation IGBT/TRIAC, 1-10V, DALI ou bouton poussoir sur demande.



465

LED	Voltage	Power	Beam Angle	Code	Dimmable	Beam Angle	Code	Beam Angle	Code
LED	230V	≈ 6W	> 600lm	<b>465X A 06</b>	• •	<b>4</b>	<b>A</b>	••	
		≈ 10W	> 1000lm	<b>465X A 10</b>	• •	<b>4</b>	<b>A</b>	••	
QR-CBC 51	12V	GU 5.3	50W	<b>465X D 50</b>	X X X	<b>X</b>	<b>A</b>	••	
BiPin QT12	12V	GY 6.35	70W	<b>465X H 70</b>	X X X	<b>X</b>	<b>A</b>	••	
PAR 16	230V	GU 10	50W	<b>465X E 50</b>	X X X	<b>X</b>	<b>A</b>	••	

McAdam C3 · >50.000 h. L90 / CRI >80

DOWNLOAD COMPLETE TECHNICAL DATA AND FILES ON:  
[ONOKLIGHTING.COM/EN/465](http://ONOKLIGHTING.COM/EN/465)

INFORMATION ABOUT PACKING SEE PAGE 324

#### LED CONTROL

Control	Code	Dimmable	Code	Beam Angle	Code	Beam Angle	Code	Beam Angle	Code
N/DIM	<b>N</b>	No Dimmable	465X A	••	<b>N</b>	• • • •	••		
LC	<b>C</b>	Dimmable IGBT / Triac	465X A	••	<b>C</b>	• • • •	••		
PUSH	<b>F</b>	Dimmable 1-10V / Push	465X A	••	<b>F</b>	• • • •	••		
DALI	<b>D</b>	Dimmable Dali	465X A	••	<b>D</b>	• • • •	••		

#### LED COLOUR TEMPERATURE

3K	<b>3</b>	3000° K	465X A	••	<b>3</b>	• • • •	••		
4K	<b>4</b>	4000° K	465X A	••	<b>4</b>	• • • •	••		

#### LED BEAM ANGLE

4	<b>4</b>	Medium	465X A	••	<b>4</b>	• • • •	••		
---	----------	--------	--------	----	----------	---------	----	--	--

#### LED COMPLEMENTS

A	<b>A</b>	Ice Difusser	465X	• •• • • •	<b>A</b>	••			
---	----------	--------------	------	------------	----------	----	--	--	--

#### COLOURS

WX	<b>WX</b>	White	465X	• •• • • •	<b>WX</b>				
AL	<b>AL</b>	Aluminium	465X	• •• • • •	<b>AL</b>				
NB	<b>NB</b>	Brushed Nickel	465X	• •• • • •	<b>NB</b>				



# 265C

## RECESSEDS



### IP65 EXT

#### ES

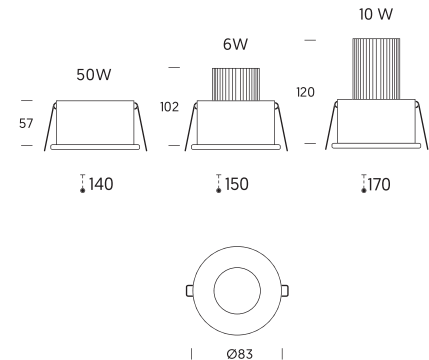
Luminaria empotrable fija fabricada en inyección de aluminio diseñada para lámparas halógenas de Ø50mm y LED de alto rendimiento. Grado de protección contra chorros de agua IP65. Convertidor LED incluido, opcional con regulación mediante IGBT/TRIAC, 1-10V o PUSH.

#### EN

Fixed recessed spotlight made of die-casted aluminium, designed for Ø50mm halogen lamps and high performance LED. IP65 protection index against water jets. Remote LED driver included and optional dimmable IGBT/TRIAC, 1-10V or PUSH version available.

#### FR

Encastré orientable avec corps en acier. Conçu pour 1/2 lampes halogènes de Ø50mm et LED à haute performance avec plusieurs options de diffuseur disponible. La source lumineuse en retrait offre un grand confort visuel. Convertisseur LED inclus, avec gradation IGBT/TRIAC, 1-10V, DALI ou bouton poussoir sur demande.



265C

LED	230V	≈ 6W	> 600lm	265C	A	06	.	.	4	A	..
		≈ 10W	> 1000lm	265C	A	10	.	.	4	A	..
QR-CBC 51	12V	GU 5.3	50W	265C	D	50	X	X	X	X	..
PAR 16	230V	GU 10	50W	265C	E	50	X	X	X	X	..

McAdam C3 · >50.000 h. L90 / CRI >80

DOWNLOAD COMPLETE TECHNICAL DATA AND FILES ON:  
[ONOKLIGHTING.COM/EN/265-C](http://ONOKLIGHTING.COM/EN/265-C)

INFORMATION ABOUT PACKING SEE PAGE 324

#### LED CONTROL

	<b>N</b>	No Dimmable	265C	A	..	<b>N</b>	.	.	.	.	..
	<b>C</b>	Dimmable IGBT / Triac	265C	A	..	<b>C</b>	.	.	.	.	..
	<b>F</b>	Dimmable 1-10V / Push	265C	A	..	<b>F</b>	.	.	.	.	..
	<b>D</b>	Dimmable Dali	265C	A	..	<b>D</b>	.	.	.	.	..

#### LED COLOUR TEMPERATURE

	<b>3</b>	3000° K	265C	A	..	.	.	<b>3</b>	.	.	..
	<b>4</b>	4000° K	265C	A	..	.	.	<b>4</b>	.	.	..

#### LED BEAM ANGLE

	<b>4</b>	Medium	265C	A	..	.	.	.	<b>4</b>	.	..
--	----------	--------	------	---	----	---	---	---	----------	---	----

#### LED COMPLEMENTS

	<b>A</b>	Ice Difusser	265C	A	..	.	.	.	.	<b>A</b>	..
--	----------	--------------	------	---	----	---	---	---	---	----------	----

#### COLOURS

	<b>WS</b>	Satin White	265C	.	..	.	.	.	.	.	<b>WS</b>
	<b>CH</b>	Chrome	265C	.	..	.	.	.	.	.	<b>CH</b>
	<b>NB</b>	Brushed Nickel	265C	.	..	.	.	.	.	.	<b>NB</b>
	<b>BS</b>	Satin Black	265C	.	..	.	.	.	.	.	<b>BS</b>





# 465C

## RECESSEDS



### IP65 EXT

#### ES

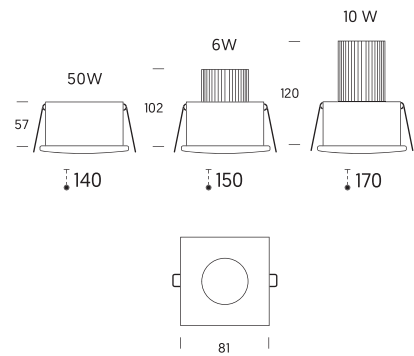
Luminaria empotrable fija fabricada en inyección de aluminio diseñada para lámparas halógenas de Ø50mm y LED de alto rendimiento. Grado de protección contra chorros de agua IP65. Convertidor LED incluido, opcional con regulación mediante IGBT/TRIAC, 1-10V o PUSH.

#### EN

Fixed recessed spotlight made of die-casted aluminium, designed for Ø50mm halogen lamps and high performance LED. IP65 protection index against water jets. Remote LED driver included and optional dimmable IGBT/TRIAC, 1-10V or PUSH version available.

#### FR

Encastré fixe avec corps en aluminium injecté. Conçu pour lampes halogènes de Ø50mm et LED à haute performance. Indice de Protection 65 contre jets d'eau. Convertisseur LED inclus, avec gradation IGBT/ TRIAC, 1-10V ou bouton poussoir sur demande.



465C

LED	230V	~ 6W	> 600lm	465C A 06 . . 4 A ..
		~ 10W	> 1000lm	465C A 10 . . 4 A ..
QR-CBC 51	12V GU 5.3	50W		465C D 50 X X X X ..
PAR 16	230V GU 10	50W		465C E 50 X X X X ..

McAdam C3 · >50.000 h. L90 / CRI >80

DOWNLOAD COMPLETE TECHNICAL DATA AND FILES ON:  
**ONOKLIGHTING.COM/EN/465-C**

INFORMATION ABOUT PACKING SEE PAGE 324

#### LED CONTROL

	<b>N</b>	No Dimmable	465C A .. <b>N</b> . . . ..
	<b>C</b>	Dimmable IGBT / Triac	465C A .. <b>C</b> . . . ..
	<b>F</b>	Dimmable 1-10V / Push	465C A .. <b>F</b> . . . ..
	<b>D</b>	Dimmable Dali	465C A .. <b>D</b> . . . ..

#### LED COLOUR TEMPERATURE

	<b>3</b>	3000° K	465C A .. . <b>3</b> . . . ..
	<b>4</b>	4000° K	465C A .. . <b>4</b> . . . ..

#### LED BEAM ANGLE

	<b>4</b>	Medium	465C A .. . . . <b>4</b> . ..
--	----------	--------	-------------------------------

#### LED COMPLEMENTS

	<b>A</b>	Ice Difusser	465C A .. . . . <b>A</b> ..
--	----------	--------------	-----------------------------

#### COLOURS

	<b>WS</b>	Satin White	465C . .. . . . <b>WS</b>
	<b>NB</b>	Brushed Nickel	465C . .. . . . <b>NB</b>

---

**ES**

Luminaria empotrable basculante fabricada en aluminio, diseñada para 1/2 lámparas halógenas de Ø50mm y LED de alto rendimiento con distintas opciones de difusor. Convertidor LED incluido, opcional con regulación mediante IGBT/TRIAC, 1-10V, PUSH o DALI.

**EN**

Adjustable aluminium recessed spotlight, designed for Ø50mm halogen lamps and high performance LED with various diffuser options. Available with single or twin lamps. Remote LED driver included and optional dimmable IGBT/TRIAC, 1-10V, PUSH or DALI version available.

**FR**

Encastré orientable avec corps en aluminium massif. Conçu pour 1/2 lampes halogènes de Ø50mm et LED à haute performance avec plusieurs options de diffuseur disponible. Convertisseur LED inclus, avec gradation IGBT/TRIAC, 1-10V, DALI ou bouton poussoir sur demande.

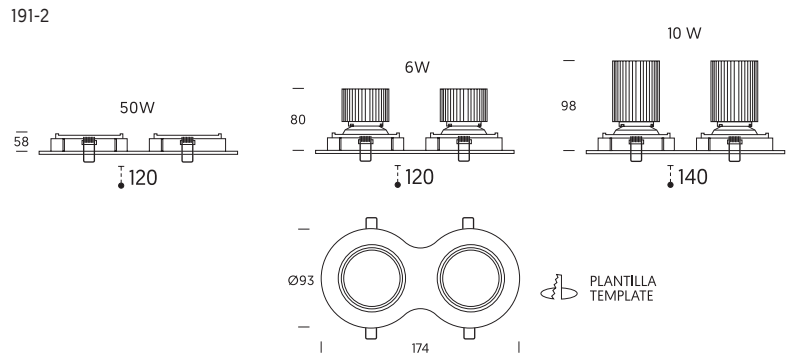
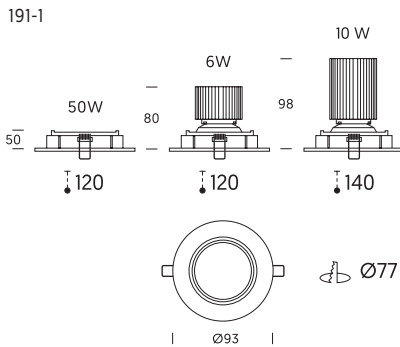


# 191

## 1 | 2

### RECESSEDS

#### IP23 EXT



191-1

LED	230V	≈ 6W	> 600lm	1911	A	06	.	.	4	.	..
		≈ 10W	> 1000lm	1911	A	10	.	.	4	.	..
QR-CBC 51	12V	GU 5.3	50W	1911	D	50	X	X	X	X	..
PAR 16	230V	GU 10	50W	1911	E	50	X	X	X	X	..

191-2

LED	230V	≈ 6W	> 2 x 600lm	1912	A	06	.	.	4	.	..
		≈ 10W	> 2 x 1000lm	1912	A	10	.	.	4	.	..
QR-CBC 51	12V	GU 5.3	2x 50W	1912	D	50	X	X	X	X	..
PAR 16	230V	GU 10	2x 50W	1912	E	50	X	X	X	X	..

McAdam C3 · >50.000 h. L90 / CRI >80

DOWNLOAD COMPLETE TECHNICAL DATA AND FILES ON:  
[ONOKLIGHTING.COM/EN/191-1](http://ONOKLIGHTING.COM/EN/191-1)  
[ONOKLIGHTING.COM/EN/191-2](http://ONOKLIGHTING.COM/EN/191-2)

INFORMATION ABOUT PACKING SEE PAGE 324

#### LED CONTROL

N/DM	N	No Dimmable	191•	A	..	N	.	.	.	.	..
LC	C	Dimmable IGBT / Triac	191•	A	..	C	.	.	.	.	..
PUSH	F	Dimmable 1-10V / Push	191•	A	..	F	.	.	.	.	..
DALI	D	Dimmable Dali	191•	A	..	D	.	.	.	.	..

#### LED COLOUR TEMPERATURE

3K	3	3000° K	191•	A	..	.	.	3	.	.	..
4K	4	4000° K	191•	A	..	.	.	4	.	.	..

#### LED BEAM ANGLE

4	4	Medium	191•	A	..	.	.	.	4	.	..
---	---	--------	------	---	----	---	---	---	---	---	----

#### LED COMPLEMENTS

B	B	Clear Difusser	191•	A	..	.	.	.	.	B	..
A	A	Ice Difusser	191•	A	..	.	.	.	.	A	..
O	O	Opal Difusser	191•	A	..	.	.	.	.	O	..

#### COLOURS

WS	WS	Satin White	191•	.	..	.	.	.	.	WS
BA	BA	Brushed Aluminium	191•	.	..	.	.	.	.	BA
BS	BS	Satin Black	1911	.	..	.	.	.	.	BS

---

**ES**


Luminaria empotrable basculante fabricada en aluminio, diseñada para 1/2 lámparas halógenas de Ø50mm y LED de alto rendimiento con distintas opciones de difusor. Convertidor LED incluido, opcional con regulación mediante IGBT/ TRIAC, 1-10V, PUSH o DALI.

**EN**

Adjustable aluminium recessed spotlight, designed for Ø50mm halogen lamps and high performance LED with various diffuser options. Available with single or twin lamps. Remote LED driver included and optional dimmable IGBT/ TRIAC, 1-10V, PUSH or DALI version available.

**FR**

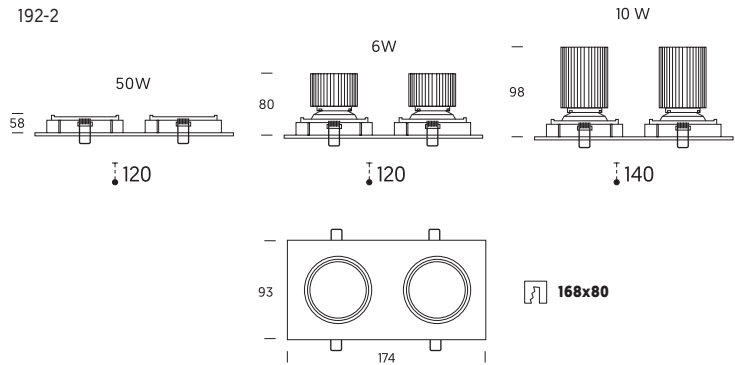
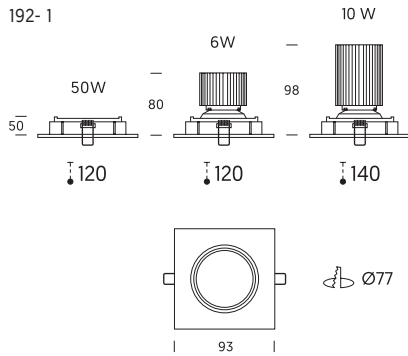
Encastré orientable avec corps en aluminium massif. Conçu pour 1/2 lampes halogènes de Ø50mm et LED à haute performance avec plusieurs options de diffuseur disponible. Convertisseur LED inclus, avec gradation IGBT/TRIAC, 1-10V, DALI ou bouton poussoir sur demande.



# 192 1 | 2

## RECESSEDS

### IP23 EXT



192- 1

LED	230V	≈ 6W	> 600lm	1921	A	06	.	.	4	.	..
QR-CBC 51	12V	GU 5.3	> 1000lm <td>1921 <td>A</td> <td>10</td> <td>.</td> <td>.</td> <td>4</td> <td>.</td> <td>..</td> </td>	1921 <td>A</td> <td>10</td> <td>.</td> <td>.</td> <td>4</td> <td>.</td> <td>..</td>	A	10	.	.	4	.	..
PAR 16	230V	GU 10		1921 <td>E</td> <td>50</td> <td>X</td> <td>X</td> <td>X</td> <td>X</td> <td>..</td>	E	50	X	X	X	X	..

192- 2

LED	230V	≈ 6W	> 2 x 600lm	1922	A	06	.	.	4	A	..
QR-CBC 51	12V	GU 5.3	> 2 x 1000lm	1922 <td>A</td> <td>10</td> <td>.</td> <td>.</td> <td>4</td> <td>A</td> <td>..</td>	A	10	.	.	4	A	..
PAR 16	230V	GU 10		1922 <td>E</td> <td>50</td> <td>X</td> <td>X</td> <td>X</td> <td>X</td> <td>..</td>	E	50	X	X	X	X	..

McAdam C3 · >50.000 h. L90 / CRI >80

DOWNLOAD COMPLETE TECHNICAL  
DATA AND FILES ON:  
[ONOKLIGHTING.COM/EN/192-1](http://ONOKLIGHTING.COM/EN/192-1)  
[ONOKLIGHTING.COM/EN/192-2](http://ONOKLIGHTING.COM/EN/192-2)

INFORMATION ABOUT PACKING SEE PAGE 324

#### LED CONTROL

Control	Description	192•	A	••	N	.	.	.	••
N	No Dimmable	192•	A	••	N	.	.	.	••
C	Dimmable IGBT / Triac	192•	A	••	C	.	.	.	••
F	Dimmable 1-10V / Push	192•	A	••	F	.	.	.	••
D	Dimmable Dali	192•	A	••	D	.	.	.	••

#### LED COLOUR TEMPERATURE

Temp	Description	192•	A	••	.	.	3	.	.	••
3K	3000° K	192•	A	••	.	.	3	.	.	••
4K	4000° K	192•	A	••	.	.	4	.	.	••

#### LED BEAM ANGLE

Beam	Description	192•	A	••	.	.	4	.	••
4	Medium	192•	A	••	.	.	4	.	••

#### LED COMPLEMENTS

Diffuser	Description	192•	A	••	.	.	.	.	B	••
B	Clear Difusser	192•	A	••	.	.	.	.	B	••
A	Ice Difusser	192•	A	••	.	.	.	.	A	••
O	Opal Difusser	192•	A	••	.	.	.	.	O	••

#### COLOURS

Color	Description	192•	.	••	.	.	.	.	WS
WS	Satin White	192•	.	••	.	.	.	.	WS
BA	Brushed Aluminium	192•	.	••	.	.	.	.	BA
BS	Satin Black	1921	.	••	.	.	.	.	BS



# 191Q

## RECESSEDS



### IP23 EXT

#### ES

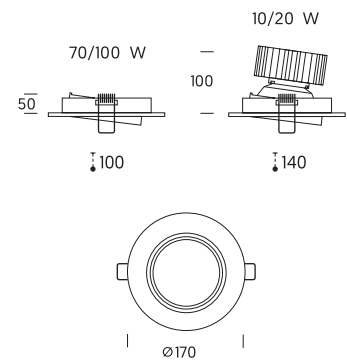
Luminaria empotrable basculante fabricada en aluminio, diseñada para 1/2 lámparas halógenas de Ø111mm y LED de alto rendimiento con reflector disponible en 3 ángulos de emisión diferentes. Convertidor LED incluido, opcional con regulación 1-10V, PUSH o DALI.

#### EN

Adjustable aluminium recessed spotlight, designed for Ø111mm halogen lamps and high performance LED with a choice of 3 different beam reflectors. Remote LED driver included and optional dimmable 1-10V, PUSH or DALI version available.

#### FR

Encastré orientable avec corps aluminium massif. Conçu pour 1/2 lampes halogènes de Ø111mm et LED à haute performance avec 3 optiques au choix. Convertisseur LED inclus, avec gradation 1-10V, DALI ou bouton poussoir sur demand.



#### 191Q

LED	230V	≈ 8W	> 1200lm	191Q	A	10	.	.	.	X	..
		≈ 18W	> 2400lm	191Q	A	20	.	.	.	X	..
		≈ 24W	> 3200lm	191Q	A	30	.	.	.	X	..
QR-111	12V G53	100W		191Q	C	1C	X	X	X	X	..
CDM-R111	230V Gx8.5	70W		191Q	G	70	X	X	X	X	..
HS ES-111	230V GU10	100W		191Q	E	1C	X	X	X	X	..

McAdam C3 · >44.000 h. L90 · >69.000 h. L80 · >79.000 h. L70 / CRI >85

DOWNLOAD COMPLETE TECHNICAL DATA AND FILES ON:  
[ONOKLIGHTING.COM/EN/191-Q](http://ONOKLIGHTING.COM/EN/191-Q)

INFORMATION ABOUT PACKING SEE PAGE 324

#### LED CONTROL

	<b>N</b>	No Dimmable	191Q	A	..	<b>N</b>	.	.	.	..
	<b>F</b>	Dimmable 1-10V / Push	191Q	A	..	<b>F</b>	.	.	.	..
	<b>D</b>	Dimmable Dali	191Q	A	..	<b>D</b>	.	.	.	..

#### LED COLOUR TEMPERATURE

	<b>3</b>	3000° K	191Q	A	..	.	.	<b>3</b>	.	..
	<b>4</b>	4000° K	191Q	A	..	.	.	<b>4</b>	.	..

#### LED BEAM ANGLE

	<b>2</b>	Spot	191Q	A	..	.	.	.	<b>2</b>	..
	<b>3</b>	Medium	191Q	A	..	.	.	.	<b>3</b>	..
	<b>5</b>	Flood	191Q	A	..	.	.	.	<b>5</b>	..

#### LED COMPLEMENTS

	<b>X</b>	No difusser	191Q	.	..	.	.	.	.	<b>X</b>	..
--	----------	-------------	------	---	----	---	---	---	---	----------	----

#### COLOURS

	<b>WS</b>	Satin White	191Q	.	..	.	.	.	.	.	<b>WS</b>
	<b>BA</b>	Brushed Aluminium	191Q	.	..	.	.	.	.	.	<b>BA</b>





# 192Q

## RECESSEDS



### IP23 EXT

#### ES

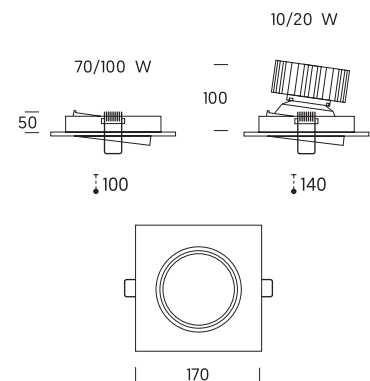
Luminaria empotrable basculante fabricada en aluminio, diseñada para 1/2 lámparas halógenas de Ø111mm y LED de alto rendimiento con reflector disponible en 3 ángulos de emisión diferentes. Convertidor LED incluido, opcional con regulación 1-10V, PUSH o DALI.

#### EN

Adjustable aluminium recessed spotlight, designed for Ø111mm halogen lamps and high performance LED with a choice of 3 different beam reflectors. Remote LED driver included and optional dimmable 1-10V, PUSH or DALI version available.

#### FR

Encastré orientable avec corps aluminium massif. Conçu pour 1/2 lampes halogènes de Ø111mm et LED à haute performance avec 3 optiques au choix. Convertisseur LED inclus, avec gradation 1-10V, DALI ou bouton poussoir sur demande.de.



#### 192Q

LED	230V	≈ 8W	> 1200lm	192Q A 10	.	.	.	.	X	..
		≈ 18W	> 2400lm	192Q A 20	.	.	.	.	X	..
		≈ 24W	> 3200lm	192Q A 30	.	.	.	.	X	..
QR-111	12V G53	100W		192Q C 1C	X	X	X	X	X	..
CDM-R111	230V Gx8.5	70W		192Q G 70	X	X	X	X	X	..
HS ES-111	230V GU10	100W		192Q E 1C	X	X	X	X	X	..

McAdam C3 · >44.000 h. L90 · >69.000 h. L80 · >79.000 h. L70 / CRI >85

DOWNLOAD COMPLETE TECHNICAL DATA AND FILES ON:  
**ONOKLIGHTING.COM/EN/192-Q**

INFORMATION ABOUT PACKING SEE PAGE 324

#### LED CONTROL

	<b>N</b>	No Dimmable	192Q A	..	<b>N</b>	.	.	.	.	..
	<b>F</b>	Dimmable 1-10V / Push	192Q A	..	<b>F</b>	.	.	.	.	..
	<b>D</b>	Dimmable Dali	192Q A	..	<b>D</b>	.	.	.	.	..

#### LED COLOUR TEMPERATURE

	<b>3</b>	3000° K	192Q A	..	.	.	.	<b>3</b>	.	..
	<b>4</b>	4000° K	192Q A	..	.	.	.	<b>4</b>	.	..

#### LED BEAM ANGLE

	<b>2</b>	Spot	192Q A	..	.	.	.	.	<b>2</b>	..
	<b>3</b>	Medium	192Q A	..	.	.	.	.	<b>3</b>	..
	<b>5</b>	Flood	192Q A	..	.	.	.	.	<b>5</b>	..

#### LED COMPLEMENTS

	<b>X</b>	No difusser	192Q	.	..	.	.	.	.	<b>X</b>	..
--	----------	-------------	------	---	----	---	---	---	---	----------	----

#### COLOURS

	<b>WS</b>	Satin White	192Q	.	..	.	.	.	.	.	<b>WS</b>
	<b>BA</b>	Brushed Aluminium	192Q	.	..	.	.	.	.	.	<b>BA</b>



# 180

## RECESSEDS



### IP33 EXT

#### ES

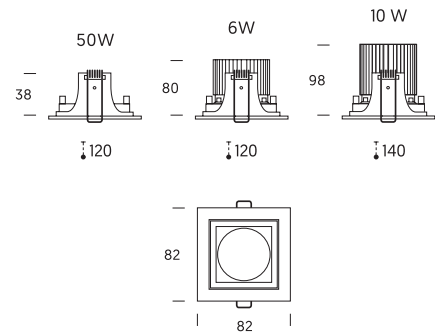
Luminaria empotrable fija fabricada en inyección de aluminio, diseñada para lámparas halógenas de Ø50mm y LED de alto rendimiento con distintas opciones de difusor. Convertidor LED incluido, opcional con regulación mediante IGBT/TRIAC, 1-10V, PUSH o DALI.

#### EN

Fixed recessed spotlight made of die-casted aluminium, designed for Ø50mm halogen lamps and high performance LED with different diffuser options. Remote LED driver included, with optional dimmable IGBT/TRIAC, 1-10V, PUSH or DALI version available.

#### FR

Encastré fixe avec corps en aluminium injecté. Conçu pour lampes halogènes de Ø50mm et LED à haute performance avec plusieurs options de diffuseur disponible. Convertisseur LED inclus, avec gradation IGBT/TRIAC, 1-10V, DALI ou bouton poussoir sur demande.



850° 355°

67x67

180

<b>LED</b>	230V	≈ 6W	> 600lm	<b>180X A 06</b>	• • 4 • •
		≈ 10W	> 1000lm	<b>180X A 10</b>	• • 4 • •
QR-CBC 51	12V	GU 5.3	50W	<b>180X D 50</b>	X X X X • •
PAR 16	230V	GU 10	50W	<b>180X E 50</b>	X X X X • •

McAdam C3 · >50.000 h. L90 / CRI >80

DOWNLOAD COMPLETE TECHNICAL DATA AND FILES ON:  
**ONOKLIGHTING.COM/EN/180**

INFORMATION ABOUT PACKING SEE PAGE 324

#### LED CONTROL

<b>N</b>	No Dimmable	180X A • • <b>N</b> • • • •
<b>C</b>	Dimmable IGBT / Triac	180X A • • <b>C</b> • • • •
<b>F</b>	Dimmable 1-10V / Push	180X A • • <b>F</b> • • • •
<b>D</b>	Dimmable Dali	180X A • • <b>D</b> • • • •

#### LED COLOUR TEMPERATURE

<b>3K</b>	<b>3</b>	3000° K	180X A • • • <b>3</b> • • • •
<b>4K</b>	<b>4</b>	4000° K	180X A • • • <b>4</b> • • • •

#### LED BEAM ANGLE

<b>4</b>	<b>4</b>	Medium	180X A • • • • <b>4</b> • •
----------	----------	--------	-----------------------------

#### LED COMPLEMENTS

<b>B</b>	<b>B</b>	Clear Difusser	180X A • • • • • <b>B</b> • •
<b>A</b>	<b>A</b>	Ice Difusser	180X A • • • • • <b>A</b> • •
<b>O</b>	<b>O</b>	Opal Difusser	180X A • • • • • <b>O</b> • •

#### COLOURS

<b>WS</b>	<b>WS</b>	Satin White	180X • • • • • <b>WS</b>
<b>AL</b>	<b>AL</b>	Aluminium	180X • • • • • <b>AL</b>
<b>AB</b>	<b>AB</b>	Aluminium + Satin Black	180X • • • • • <b>AB</b>
<b>WS</b>	<b>WS</b>	Satin White + Black	180X • • • • • <b>WB</b>



# 181

## RECESSEDS



### IP33 EXT

#### ES

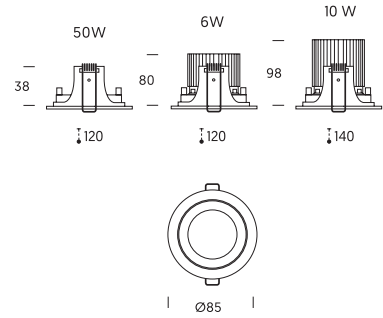
Luminaria empotrable fija fabricada en inyección de aluminio, diseñada para lámparas halógenas de Ø50mm y LED de alto rendimiento con distintas opciones de difusor. Convertidor LED incluido, opcional con regulación mediante IGBT/TRIAC, 1-10V, PUSH o DALI.

#### EN

Fixed recessed spotlight made of die-casted aluminium, designed for Ø50mm halogen lamps and high performance LED with different diffuser options. Remote LED driver included, with optional dimmable IGBT/TRIAC, 1-10V, PUSH or DALI version available.

#### FR

Encastré fixe avec corps en aluminium injecté. Conçu pour lampes halogènes de Ø50mm et LED à haute performance avec plusieurs options de diffuseur disponible. Convertisseur LED inclus, avec gradation IGBT/TRIAC, 1-10V, DALI ou bouton poussoir sur demande.



181

<b>LED</b>	230V ≈ 6W	> 600lm	<b>181X A 06</b>	• • • •	<b>4</b>	• • • •
	230V ≈ 10W	> 1000lm	<b>181X A 10</b>	• • • •	<b>4</b>	• • • •
QR-CBC 51	12V GU 5.3	50W	<b>181X D 50</b>	<b>X X X X</b>	<b>X X X X</b>	• •
PAR 16	230V GU 10	50W	<b>181X E 50</b>	<b>X X X X</b>	<b>X X X X</b>	• •

McAdam C3 · >50.000 h. L90 / CRI >80

DOWNLOAD COMPLETE TECHNICAL DATA AND FILES ON:  
**ONOKLIGHTING.COM/EN/181**

INFORMATION ABOUT PACKING SEE PAGE 324

#### LED CONTROL

	<b>N</b>	No Dimmable	181X A .. <b>N</b> • • • •
	<b>C</b>	Dimmable IGBT / Triac	181X A .. <b>C</b> • • • •
	<b>F</b>	Dimmable 1-10V / Push	181X A .. <b>F</b> • • • •
	<b>D</b>	Dimmable Dali	181X A .. <b>D</b> • • • •

#### LED COLOUR TEMPERATURE

	<b>3</b>	3000° K	181X A .. • <b>3</b> • • • •
	<b>4</b>	4000° K	181X A .. • <b>4</b> • • • •

#### LED BEAM ANGLE

	<b>4</b>	Medium	181X A .. • • • • <b>4</b> • •
--	----------	--------	--------------------------------

#### LED COMPLEMENTS

	<b>B</b>	Clear Difusser	181X A .. • • • • <b>B</b> • •
	<b>A</b>	Ice Difusser	181X A .. • • • • <b>A</b> • •
	<b>O</b>	Opal Difusser	181X A .. • • • • <b>O</b> • •

#### COLOURS


	<b>WS</b>	Satin White	181X • • • • • • <b>WS</b>
	<b>AL</b>	Aluminium	181X • • • • • • <b>AL</b>
	<b>AB</b>	Aluminium + Satin Black	181X • • • • • • <b>AB</b>
	<b>WS</b>	Satin White + Black	180X • • • • • • <b>WB</b>



# 185

## RECESSEDS

### IP44 EXT



#### ES

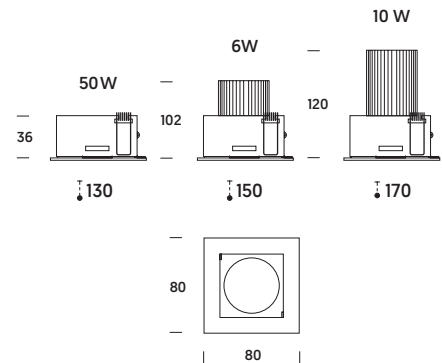
Luminaria empotrable fija fabricada en inyección de aluminio, diseñada para lámparas halógenas de Ø50mm y LED de alto rendimiento con cristal de protección arenado. Convertidor LED incluido, opcional con regulación mediante IGBT/TRIAC, 1-10V, PUSH o DALI.

#### EN

Fixed recessed spotlight made of die-casted aluminium with sandblasted protection glass. Designed for Ø50mm halogen lamps and high performance LED. Remote LED driver included and optional dimmable IGBT/TRIAC, 1-10V, PUSH or DALI version available.

#### FR

Encastré fixe avec corps en aluminium injecté. Conçu pour lampes halogènes de Ø50mm et LED à haute performance avec verre de protection sablé. Convertisseur LED inclus, avec gradation IGBT/TRIAC, 1-10V, DALI ou bouton poussoir sur demande.



185

LED	230V	≈ 6W	> 600lm	185X	A	06	.	.	4	A	..
		≈ 10W <th>&gt; 1000lm</th> <th>185X</th> <th>A</th> <th>10</th> <th>.</th> <th>.</th> <th>4</th> <th>A</th> <th>..</th>	> 1000lm	185X	A	10	.	.	4	A	..
QR-CBC 51	12V	GU 5.3	50W	185X	D	50	X	X	X	A	..
PAR 16	230V	GU 10	50W	185X	E	50	X	X	X	A	..

McAdam C3 · >50.000 h. L90 / CRI >80

DOWNLOAD COMPLETE TECHNICAL DATA AND FILES ON:  
[ONOKLIGHTING.COM/EN/185](http://ONOKLIGHTING.COM/EN/185)

INFORMATION ABOUT PACKING SEE PAGE 324

#### LED CONTROL

	<b>N</b>	No Dimmable	185X	A	..	<b>N</b>	.	.	.	..
	<b>C</b>	Dimmable IGBT / Triac	185X	A	..	<b>C</b>	.	.	.	..
	<b>F</b>	Dimmable 1-10V / Push	185X	A	..	<b>F</b>	.	.	.	..
	<b>D</b>	Dimmable Dali	185X	A	..	<b>D</b>	.	.	.	..

#### LED COLOUR TEMPERATURE

	<b>3</b>	3000° K	185X	A	..	.	.	<b>3</b>	.	..
	<b>4</b>	4000° K	185X	A	..	.	.	<b>4</b>	.	..

#### LED BEAM ANGLE

	<b>4</b>	Medium	185X	A	..	.	.	.	<b>4</b>	..
--	----------	--------	------	---	----	---	---	---	----------	----

#### LED COMPLEMENTS

	<b>A</b>	Ice Difusser	185X	A	..	.	.	.	.	<b>A</b>	..
--	----------	--------------	------	---	----	---	---	---	---	----------	----

#### COLOURS

	<b>WS</b>	Satin White	185X	.	..	.	.	.	.	<b>WS</b>
	<b>BS</b>	Satin Black	185X	.	..	.	.	.	.	<b>BS</b>
	<b>CH</b>	Chrome	185X	.	..	.	.	.	.	<b>CH</b>
	<b>NB</b>	Brushed Nickel	185X	.	..	.	.	.	.	<b>NB</b>





# MARA

## RECESSEDS



### IP44 EXT

#### ES

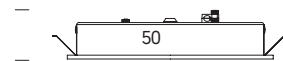
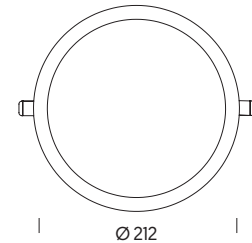
Luminaria circular empotrable fabricada en acero, diseñada para placa de LED de alto rendimiento. Frontal en acero y metacrilato. Su baja altura ha sido pensada especialmente para la instalación en techos poco profundos.

#### EN

Circular recessed steel spotlight, designed for high output LED boards. Frontal in steel and methacrylate. Special low-height design for installation in ceilings with restricted depth. Available in various outputs and colour temperatures.

#### FR

Encastré rond conçu pour plaques de LED. Corps en acier avec diffuseur en méthacrylate. Design spécial pour installation dans des plafonds avec peu de profondeur. Plusieurs puissances et températures de couleur disponible.



#### MARA

LED	230V	≈ 15W	> 2000lm	MARA	A	20	A	•	4	A	••
		≈ 23W	> 3000lm	MARA	A	30	A	•	4	A	••

McAdam C3 · >35.000 h. L90 / CRI >80

DOWNLOAD COMPLETE TECHNICAL DATA AND FILES ON:  
[ONOKLIGHTING.COM/EN/MARA](http://ONOKLIGHTING.COM/EN/MARA)

INFORMATION ABOUT PACKING SEE PAGE 324

#### CONTROL

	<b>N</b>	No Dimmable	MARA	A	••	<b>N</b>	•	•	•	••
--	----------	-------------	------	---	----	----------	---	---	---	----

#### LED COLOUR TEMPERATURE

	<b>3</b>	3000° K	MARA	A	••	•	<b>3</b>	•	•	••
	<b>4</b>	4000° K	MARA	A	••	•	<b>4</b>	•	•	••

#### LED BEAM ANGLE

	<b>9</b>	Expansive	MARA	A	••	•	•	<b>9</b>	•	••
--	----------	-----------	------	---	----	---	---	----------	---	----

#### LED COMPLEMENTS

	<b>A</b>	Ice Difusser	MARA	A	••	•	•	•	<b>A</b>	••
--	----------	--------------	------	---	----	---	---	---	----------	----

#### COLOURS

	<b>WS</b>	Satin White	MARA	A	••	•	•	•	•	<b>WS</b>
	<b>BS</b>	Satin Black	MARA	A	••	•	•	•	•	<b>BS</b>



# MARA MINI

## RECESSEDS



### IP44 EXT

#### ES

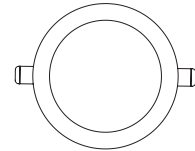
Luminaria circular empotrable fabricada en acero, diseñada para placa de LED de alto rendimiento. Frontal en acero y metacrilato. Su baja altura ha sido pensada especialmente para la instalación en techos poco profundos.

#### EN

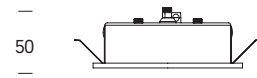
Circular recessed steel spotlight, designed for high output LED boards. Frontal in steel and methacrylate. Special low-height design for installation in ceilings with restricted depth. Available in various colour temperatures.

#### FR

Encastré rond conçu pour plaques de LED. Corps en acier avec diffuseur en méthacrylate. Design spécial pour installation dans des plafonds avec peu de profondeur.



Ø 124



50



850°

### MARA MINI


**LED** 230V ≈ 7W > 1000lm **MARM A 10 N • 9 A ..**

McAdam C3 · >38.000 h. L90 / CRI >80

DOWNLOAD COMPLETE TECHNICAL  
DATA AND FILES ON:  
**ONOKLIGHTING.COM/EN/MARA-MINI**

INFORMATION ABOUT PACKING SEE PAGE 324

#### CONTROL

 **N** No Dimmable MARM A .. **N** . . . ..

#### LED COLOUR TEMPERATURE

 **3** 3000° K MARM A .. . **3** . . . ..

 **4** 4000° K MARM A .. . **4** . . . ..


#### LED BEAM ANGLE

 **9** Expansive MARM A .. . . **9** . ..

#### LED COMPLEMENTS

 **A** Ice Diffuser MARM A .. . . . **A** ..

#### COLOURS

 **WS** Satin White MARM A .. . . . . **WS**

 **BS** Satin Black MARM A .. . . . . **BS**

---

**ES**

Luminaria empotrable y basculante fabricada en aluminio. Diseñado para ofrecer un gran confort visual, es ideal para la iluminación de acento y su instalación en hoteles. Disponible en LED o para lámpara halógena, ofrece varias posibilidades de regulación y de temperatura de color.

**EN**

Adjustable aluminium recessed spotlight, designed for excellent visual comfort, ideal for accent lighting in hotels. Available in LED or halogen, with various outputs, regulation types and colour temperatures.

**FR**


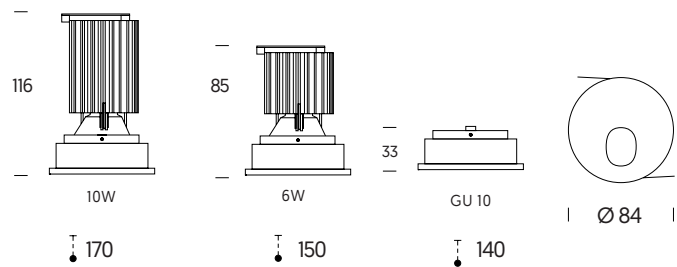
Encastré orientable en aluminium, conçu pour offrir un confort visuel idéal pour l'éclairage d'accentuation demandée dans des hôtels. Conçu pour LED ou halogène avec plusieurs puissances, types de régulations et températures de couleur disponible.



# CORE

## RECESSEDS

IP33 EXT



150 Ø77

### CORE

<b>LED</b>		≈ 6W	> 600lm	<b>CORE A 06</b> · · · <b>4 B</b> ..
		230V		
		≈ 10W	> 1000lm	<b>CORE A 10</b> · · · <b>4 B</b> ..
		230V GU10	50W	<b>CORE E 50 X X X X X</b> ..

McAdam C3 · >50.000 h. L90 / CRI >80

DOWNLOAD COMPLETE TECHNICAL DATA AND FILES ON:  
**ONOKLIGHTING.COM/EN/CORE**

INFORMATION ABOUT PACKING SEE PAGE 324

### LED CONTROL

	<b>N</b>	No Dimmable	CORE · .. <b>N</b> · · · ..
	<b>C</b>	Dimmable IGBT / Triac	CORE · .. <b>C</b> · · · ..
	<b>F</b>	Dimmable 1-10V / Push	CORE · .. <b>F</b> · · · ..
	<b>D</b>	Dimmable Dali	CORE · .. <b>D</b> · · · ..

### LED COLOUR TEMPERATURE

	<b>3</b>	3000° K	CORE A .. · <b>3</b> · · · ..
	<b>4</b>	4000° K	CORE A .. · <b>4</b> · · · ..

### LED BEAM ANGLE


	<b>4</b>	Medium	CORE · .. · · · <b>4</b> · ..
--	----------	--------	-------------------------------

### LED COMPLEMENTS

	<b>B</b>	Clear Difusser	CORE · .. · · · · <b>B</b> ..
--	----------	----------------	-------------------------------

### COLOURS

	<b>WS</b>	Satin White	CORE · .. · · · · <b>WS</b>
	<b>BS</b>	Satin Black	CORE · .. · · · · <b>BS</b>



# COIN

## RECESSEDS

### IP33 EXT



#### ES

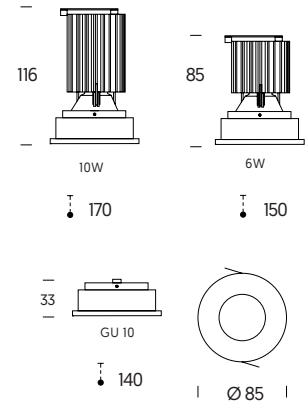
Luminaria empotrable fija fabricada en aluminio. Disponible en LED o para lámpara halógena, ofrece varias posibilidades de regulación y de temperatura de color.

#### EN

Fixed aluminium recessed spotlight. Available in LED or halogen, with various outputs, regulation types and colour temperatures.

#### FR

Encastré fixe en aluminium conçu pour LED ou halogène avec plusieurs puissances, types de régulations et températures de couleur disponible.



#### CORE

<b>LED</b>	230V	≈ 6W	> 600lm	<b>COIN A 06 . . 4 B ..</b>
		≈ 10W	> 1000lm	<b>COIN A 10 . . 4 B ..</b>
	230V GU10	50W		<b>COIN E 50 X X X X ..</b>

McAdam C3 · >50.000 h. L90 / CRI >80

DOWNLOAD COMPLETE TECHNICAL DATA AND FILES ON:  
**ONOKLIGHTING.COM/EN/COIN**

INFORMATION ABOUT PACKING SEE PAGE 324

#### LED CONTROL

	<b>N</b>	No Dimmable	COIN . . <b>N</b> . . . .
	<b>C</b>	Dimmable IGBT / Triac	COIN . . <b>C</b> . . . .
	<b>F</b>	Dimmable 1-10V / Push	COIN . . <b>F</b> . . . .
	<b>D</b>	Dimmable Dali	COIN . . <b>D</b> . . . .

#### LED COLOUR TEMPERATURE

	<b>3</b>	3000° K	COIN A . . . <b>3</b> . . . .
	<b>4</b>	4000° K	COIN A . . . <b>4</b> . . . .

#### LED BEAM ANGLE

	<b>4</b>	Medium	COIN . . . . <b>4</b> . .
--	----------	--------	---------------------------

#### LED COMPLEMENTS

	<b>B</b>	Clear Difusser	COIN . . . . . <b>B</b> ..
--	----------	----------------	----------------------------

#### COLOURS

	<b>WS</b>	Satin White	COIN . . . . . <b>WS</b>
	<b>BS</b>	Satin Black	COIN . . . . . <b>BS</b>





# EVEN

## RECESSEDS



### IP20

#### ES

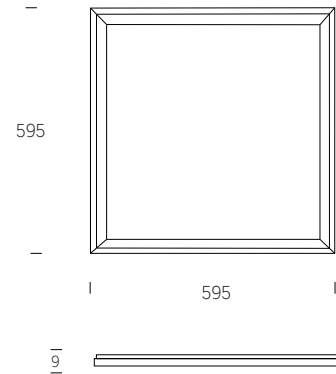
Panel 60x60 LED, especialmente diseñado para oficinas. Ofrece una iluminación de calidad, para conseguir el confort visual que un espacio de trabajo necesita con la última tecnología LED.

#### EN

60x60 LED panel, especially designed for offices. Offers high-quality lighting for visual comfort in working spaces, all with the latest LED technology.


#### FR

Panel LED 60x60, spécialement conçu pour des bureaux, offrant un confort visuel de haute qualité pour des espaces de travail, tout avec la technologie LED de dernière génération.



850°

EVEN

**LED**  230V ≈ 40W > 3700lm **EVEN A 10 N 4 9 A AL**

CRI >80

DOWNLOAD COMPLETE TECHNICAL DATA AND FILES ON: [ONOKLIGHTING.COM/EN/EVEN](http://ONOKLIGHTING.COM/EN/EVEN)

INFORMATION ABOUT PACKING SEE PAGE 324

#### CONTROL

 **N** No Dimmable EVEN A .. **N** . . . ..

#### LED COLOUR TEMPERATURE

 **4** 4000° K EVEN A .. . **4** . . . ..


#### LED BEAM ANGLE

 **9** Expansive EVEN A .. . . **9** . ..

#### LED COMPLEMENTS

 **A** Ice Difusser EVEN A .. . . . **A** ..

#### COLOURS

 **AL** Aluminium EVEN A .. . . . . **AL**





# PROFILES

# PROFILES

BELL



**BELL C**  
P. 192

LINE



**LINE RC**  
P. 194



**LINE RP**  
P. 196



**LINE RF**  
P. 198



**LINE C**  
P. 200



**LINE P**  
P. 204



**LINE E**  
P. 208



**LINE A**  
P. 212

LINE



**LINE 70C**  
P. 214



**LINE 70P**  
P. 216



**LINE 70E**  
P. 218

**ES**


Perfil colgante en extrusión de aluminio con forma especial antideslumbrante llevada a la sencillez formal. Disponible en tres tamaños, este perfil es ideal para iluminar y decorar pequeñas y amplias estancias. Se puede elegir entre el tipo de regulación y la temperatura de la luz. Su mayor innovación es la tecnología LED directa a red.

**EN**

Pendant aluminium extruded profile, simplicity with special anti-glare form. Available in three outputs and sizes, this profile is ideal for illuminating and decorating both large and small spaces. Choice of colour temperature and regulation. Various finishes and colour combinations available. Innovative LED technology with direct network connection.

**FR**

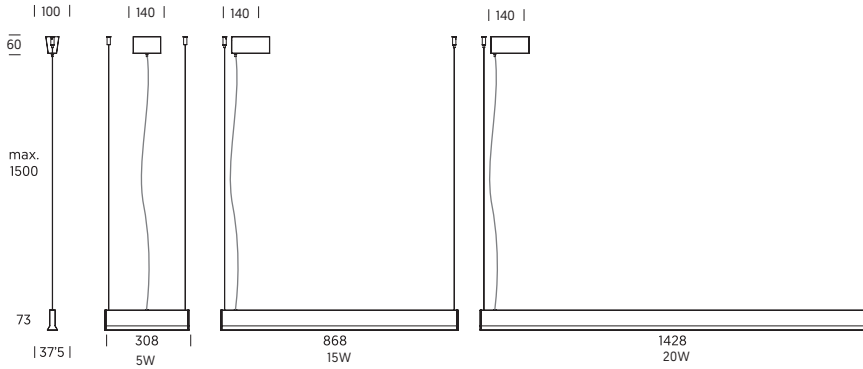
Profilé pour suspension en extrusion d'aluminium, avec un design sobre et forme anti-éblouissement. Disponible en trois tailles et trois puissances, ce profilé est idéal pour décorer à la fois des petits et grands espaces. Un choix de température de couleur et régulation 1-10V ou Dali disponible. Plusieurs finitions et combinaisons de couleurs disponible. Une connexion directe au réseau est possible grâce à sa technologie LED innovante.



# BELL C

## PROFILES

### IP20

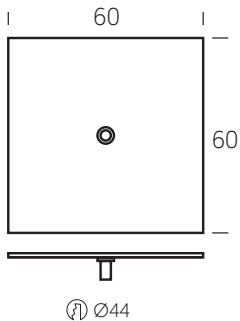


### BELL C

<b>LED</b>	230V	≈ 5W	> 700lm	BELC	<b>A</b>	<b>05</b>	.	.	<b>9</b>	<b>A</b>	..
		≈ 15W	> 2200lm	BELC	<b>A</b>	<b>15</b>	.	.	<b>9</b>	<b>A</b>	..
		≈ 25W	> 3700lm	BELC	<b>A</b>	<b>25</b>	.	.	<b>9</b>	<b>A</b>	..

McAdam C3 · >60.000 h. L80 / CRI >85

### SISTEMA EMPOTRAMIENTO DRIVER / DRIVER RECESSING SYSTEM



DOWNLOAD COMPLETE TECHNICAL DATA AND FILES ON:  
**ONOKLIGHTING.COM/EN/BELL-C**

INFORMATION ABOUT PACKING SEE PAGE 324

### CONTROL

<b>N</b>	No Dimmable	BELC	<b>A</b>	..	<b>N</b>	.	.	.	.	..
<b>E</b>	Dimmable 1-10V	BELC	<b>A</b>	..	<b>E</b>	.	.	.	.	..
<b>D</b>	Dimmable Dali	BELC	<b>A</b>	..	<b>D</b>	.	.	.	.	..

### LED COLOUR TEMPERATURE

<b>3K</b>	<b>3</b>	3000° K	BELC	<b>A</b>	..	.	.	<b>3</b>	.	.	..
<b>4K</b>	<b>4</b>	4000° K	BELC	<b>A</b>	..	.	.	<b>4</b>	.	.	..

### BEAM ANGLE

<b>9</b>	Expansive	BELC	<b>A</b>	..	.	.	.	<b>9</b>	.	..
----------	-----------	------	----------	----	---	---	---	----------	---	----

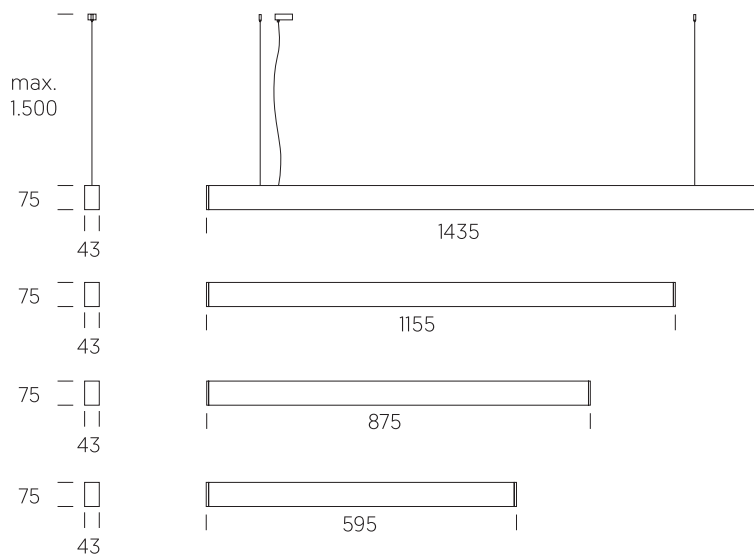
### LED COMPLEMENTS

<b>A</b>	Ice Difusser	BELC	<b>A</b>	..	.	.	.	.	<b>A</b>	..
----------	--------------	------	----------	----	---	---	---	---	----------	----

### COLOURS

<b>WS</b>	<b>WS</b>	Satin White	BELC	<b>A</b>	..	.	.	.	.	<b>WS</b>
<b>BS</b>	<b>BS</b>	Satin Black	BELC	<b>A</b>	..	.	.	.	.	<b>BS</b>
<b>WG</b>	<b>WG</b>	Satin White + Gold	BELC	<b>A</b>	..	.	.	.	.	<b>WG*</b>
<b>BG</b>	<b>BG</b>	Satin Black + Gold	BELC	<b>A</b>	..	.	.	.	.	<b>BG*</b>
<b>BW</b>	<b>BW*</b>	Satin Black + Satin White	BELC	<b>A</b>	..	.	.	.	.	<b>BW*</b>
<b>WA</b>	<b>WA*</b>	Satin White + Blue	BELC	<b>A</b>	..	.	.	.	.	<b>WA*</b>
<b>BR</b>	<b>BR*</b>	Satin White + Orange	BELC	<b>A</b>	..	.	.	.	.	<b>BR*</b>

\*Optional, please consult



**ES**

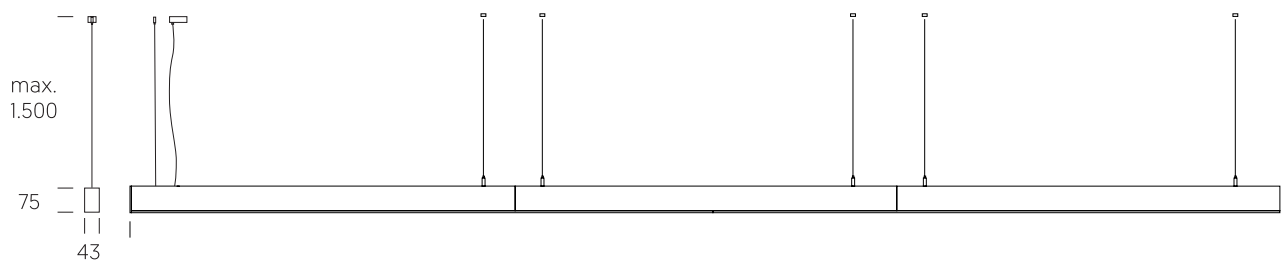
Perfil colgante de aluminio con difusor de metacrilato rehundido, especialmente diseñado para evitar deslumbramientos.

**EN**

Pendant aluminium extruded profile with deep-set anti-glare methacrylate diffuser.

**FR**

Profilé pour suspension en extrusion d'aluminium avec diffuseur méthacrylate anti-éblouissement en retrait.



	Initial	Central	Final
Line RC 10	592,5 mm	--	566,5 mm
Line RC 15	872,5 mm	--	846,5 mm
Line RC 20	1.152,5 mm	--	1126,5 mm
Line RC 25	1 432 5 mm	1 404 mm	1 406 5 mm





# LINE RC

## PROFILES



IP20

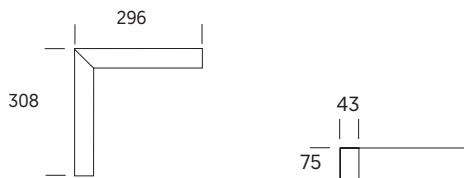


### LINE RC

<b>LED</b>	230V	≈ 10W	> 2000lm	LNRC	<b>A</b>	<b>10</b>	.	.	.	<b>9</b>	.	..
		≈ 15W	> 3000lm	LNRC	<b>A</b>	<b>15</b>	.	.	.	<b>9</b>	.	..
		≈ 20W	> 4000lm	LNRC	<b>A</b>	<b>20</b>	.	.	.	<b>9</b>	.	..
		≈ 25W	> 5000lm	LNRC	<b>A</b>	<b>25</b>	.	.	.	<b>9</b>	.	..

McAdam C3 · >60.000 h. L80 / CRI >85

### CORNER COMPLEMENT / COMPLEMENTO ESQUINA



<b>LED</b>	230V	≈ 10W	> 2000lm	LNRC	<b>A</b>	<b>10</b>	.	.	.	<b>9</b>	<b>Q</b>	..
------------	------	-------	----------	------	----------	-----------	---	---	---	----------	----------	----

### CONTROL

<b>N</b>	No Dimmable	LNRC	A	..	<b>N</b>	.	.	.	.	..
<b>E</b>	Dimmable 1-10V	LNRC	A	..	<b>E</b>	.	.	.	.	..
<b>D</b>	Dimmable Dali	LNRC	A	..	<b>D</b>	.	.	.	.	..

### LED COLOUR TEMPERATURE

<b>3K</b>	<b>3</b>	3000° K	LNRC	A	..	.	.	.	<b>3</b>	.	.	..
<b>4K</b>	<b>4</b>	4000° K	LNRC	A	..	.	.	.	<b>4</b>	.	.	..

### BEAM ANGLE

<b>9</b>	Expansive	LNRC	A	..	.	.	.	.	<b>9</b>	.	..
----------	-----------	------	---	----	---	---	---	---	----------	---	----

### PARTS POSITIONS

<b>Q</b>	Corner / Esquina	LNRC	A	..	.	.	.	.	<b>Q</b>	..
----------	------------------	------	---	----	---	---	---	---	----------	----

### COLOURS

<b>WS</b>	<b>WS</b>	Satin White	LNRC	A	..	.	.	.	.	<b>WS</b>
<b>BS</b>	<b>BS</b>	Satin Black	LNRC	A	..	.	.	.	.	<b>BS</b>
<b>WG</b>	<b>WG</b>	Satin White + Gold	LNRC	A	..	.	.	.	.	<b>WG*</b>
<b>BG</b>	<b>BG</b>	Satin Black + Gold	LNRC	A	..	.	.	.	.	<b>BG*</b>

### CONTROL

<b>N</b>	No Dimmable	LNRC	A	..	<b>N</b>	.	.	.	.	..
<b>E</b>	Dimmable 1-10V	LNRC	A	..	<b>E</b>	.	.	.	.	..
<b>D</b>	Dimmable Dali	LNRC	A	..	<b>D</b>	.	.	.	.	..

### LED COLOUR TEMPERATURE

<b>3K</b>	<b>3</b>	3000° K	LNRC	A	..	.	.	.	<b>3</b>	.	.	..
<b>4K</b>	<b>4</b>	4000° K	LNRC	A	..	.	.	.	<b>4</b>	.	.	..

### BEAM ANGLE

<b>9</b>	Expansive	LNRC	A	..	.	.	.	.	<b>9</b>	.	..
----------	-----------	------	---	----	---	---	---	---	----------	---	----

### PARTS POSITIONS

<b>I</b>	Individual	LNRC	A	..	.	.	.	.	<b>I</b>	..
<b>E</b>	Initial	LNRC	A	..	.	.	.	.	<b>E</b>	..
<b>C</b>	Central	LNRC	A	25	.	.	.	.	<b>C</b>	..
<b>F</b>	Final	LNRC	A	..	.	.	.	.	<b>F</b>	..

### COLOURS

<b>WS</b>	<b>WS</b>	Satin White	LNRC	A	..	.	.	.	.	<b>WS</b>
<b>BS</b>	<b>BS</b>	Satin Black	LNRC	A	..	.	.	.	.	<b>BS</b>
<b>WG</b>	<b>WG</b>	Satin White + Gold	LNRC	A	..	.	.	.	.	<b>WG*</b>
<b>BG</b>	<b>BG</b>	Satin Black + Gold	LNRC	A	..	.	.	.	.	<b>BG*</b>
<b>BW</b>	<b>BW*</b>	Satin Black + Satin White	LNRC	A	..	.	.	.	.	<b>BW*</b>
<b>WA</b>	<b>WA*</b>	Satin White + Blue	LNRC	A	..	.	.	.	.	<b>WA*</b>
<b>BR</b>	<b>BR*</b>	Satin White + Orange	LNRC	A	..	.	.	.	.	<b>BR*</b>

DOWNLOAD COMPLETE TECHNICAL DATA AND FILES ON:  
**ONOKLIGHTING.COM/EN/LINE-RC**

INFORMATION ABOUT PACKING SEE PAGE 324

<b>BW</b>	<b>BW*</b>	Satin Black + Satin White	LNRC	A	..	.	.	.	.	<b>BW*</b>
<b>WA</b>	<b>WA*</b>	Satin White + Blue	LNRC	A	..	.	.	.	.	<b>WA*</b>
<b>BR</b>	<b>BR*</b>	Satin White + Orange	LNRC	A	..	.	.	.	.	<b>BR*</b>

\*Optional, please consult

**ES**

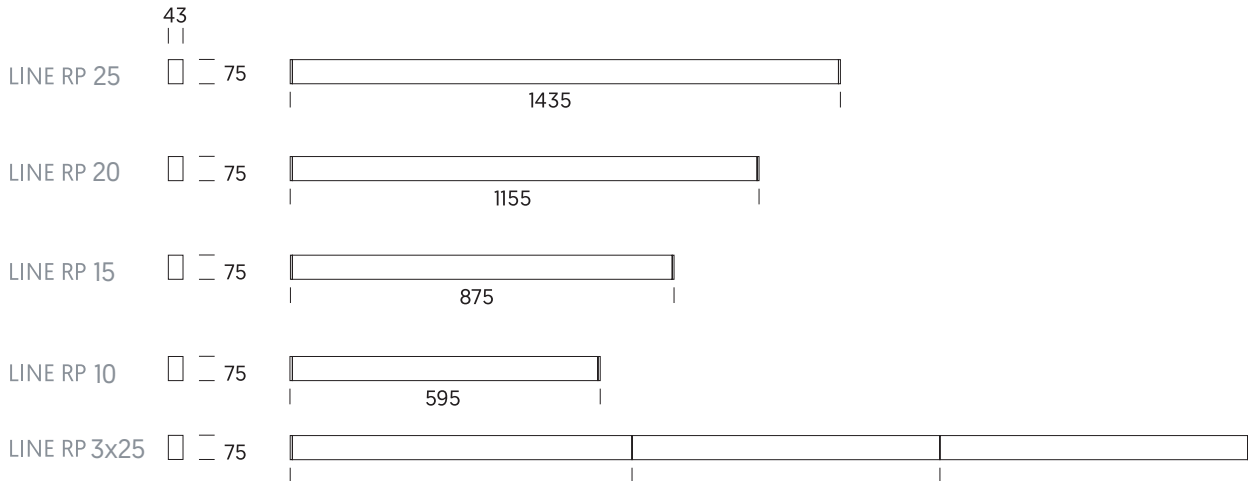
Perfil de superficie de extrusión de aluminio con difusor de metacrilato rehundido, especialmente diseñado para evitar deslumbramientos.

**EN**

Surface aluminium extruded profile with deep-set anti-glare methacrylate diffusor.

**FR**

Profilé en saillie en extrusion d'aluminium avec diffuseur méthacrylate anti-éblouissement en retrait.



	Initial	Central	Final
Line RP 10	592,5 mm	---	566,5 mm
Line RP 15	872,5 mm	---	846,5 mm
Line RP 20	1.152,5 mm	---	1126,5 mm
Line RP 25	1 432 5 mm	1 404 mm	1 406 5 mm



# LINE RP

## PROFILES

### IP20

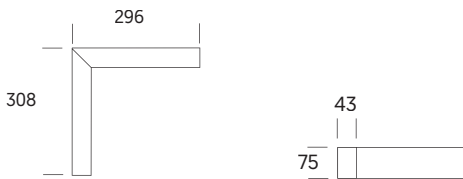


#### LINE RP

<b>LED</b>		≈ 10W	> 2000lm	LNRP	<b>A</b>	<b>10</b>	.	.	<b>9</b>	.	..
		≈ 15W	> 3000lm	LNRP	<b>A</b>	<b>15</b>	.	.	<b>9</b>	.	..
		≈ 20W	> 4000lm	LNRP	<b>A</b>	<b>20</b>	.	.	<b>9</b>	.	..
		≈ 25W	> 5000lm	LNRP	<b>A</b>	<b>25</b>	.	.	<b>9</b>	.	..

McAdam C3 - >60.000 h. L80 / CRI >85

#### CORNER COMPLEMENT / COMPLEMENTO ESQUINA



<b>LED</b>		≈ 10W	> 2000lm	LNRP	<b>A</b>	<b>10</b>	.	.	<b>9</b>	<b>Q</b>	..
------------	--	-------	----------	------	----------	-----------	---	---	----------	----------	----

#### CONTROL

	<b>N</b>	No Dimmable	LNRP	A	..	<b>N</b>	.	.	.	.	..
	<b>E</b>	Dimmable 1-10V	LNRP	A	..	<b>E</b>	.	.	.	.	..
	<b>D</b>	Dimmable Dali	LNRP	A	..	<b>D</b>	.	.	.	.	..

#### LED COLOUR TEMPERATURE

	<b>3</b>	3000° K	LNRP	A	..	.	.	<b>3</b>	.	.	..
	<b>4</b>	4000° K	LNRP	A	..	.	.	<b>4</b>	.	.	..

#### BEAM ANGLE

	<b>9</b>	Expansive	LNRP	A	..	.	.	.	<b>9</b>	.	..
--	----------	-----------	------	---	----	---	---	---	----------	---	----

#### PARTS POSITIONS

	<b>Q</b>	Corner / Esquina	LNRP	A	..	.	.	.	.	<b>Q</b>	..
--	----------	------------------	------	---	----	---	---	---	---	----------	----

#### COLOURS

	<b>WS</b>	Satin White	LNRP	A	..	.	.	.	.	.	<b>WS</b>
	<b>BS</b>	Satin Black	LNRP	A	..	.	.	.	.	.	<b>BS</b>
	<b>WG</b>	Satin White + Gold	LNRP	A	..	.	.	.	.	.	<b>WG*</b>
	<b>BG</b>	Satin Black + Gold	LNRP	A	..	.	.	.	.	.	<b>BG*</b>

	<b>BW*</b>	Satin Black + Satin White	LNRP	A	..	.	.	.	.	.	<b>BW*</b>
	<b>WA*</b>	Satin White + Blue	LNRP	A	..	.	.	.	.	.	<b>WA*</b>
	<b>BR*</b>	Satin White + Orange	LNRP	A	..	.	.	.	.	.	<b>BR*</b>

#### CONTROL

	<b>N</b>	No Dimmable	LNRP	A	..	<b>N</b>	.	.	.	.	..
	<b>E</b>	Dimmable 1-10V	LNRP	A	..	<b>E</b>	.	.	.	.	..
	<b>D</b>	Dimmable Dali	LNRP	A	..	<b>D</b>	.	.	.	.	..

#### LED COLOUR TEMPERATURE

	<b>3</b>	3000° K	LNRP	A	..	.	.	<b>3</b>	.	.	..
	<b>4</b>	4000° K	LNRP	A	..	.	.	<b>4</b>	.	.	..

#### BEAM ANGLE

	<b>9</b>	Expansive	LNRP	A	..	.	.	.	<b>9</b>	.	..
--	----------	-----------	------	---	----	---	---	---	----------	---	----

#### PARTS POSITIONS

	<b>I</b>	Individual	LNRP	A	..	.	.	.	.	.	<b>I</b>
	<b>E</b>	Initial	LNRP	A	..	.	.	.	.	.	<b>E</b>
	<b>C</b>	Central	LNRP	A	25	.	.	.	.	.	<b>C</b>
	<b>F</b>	Final	LNRP	A	..	.	.	.	.	.	<b>F</b>

#### COLOURS

	<b>WS</b>	Satin White	LNRP	A	..	.	.	.	.	.	<b>WS</b>
	<b>BS</b>	Satin Black	LNRP	A	..	.	.	.	.	.	<b>BS</b>
	<b>WG</b>	Satin White + Gold	LNRP	A	..	.	.	.	.	.	<b>WG*</b>
	<b>BG</b>	Satin Black + Gold	LNRP	A	..	.	.	.	.	.	<b>BG*</b>
	<b>BW*</b>	Satin Black + Satin White	LNRP	A	..	.	.	.	.	.	<b>BW*</b>
	<b>WA*</b>	Satin White + Blue	LNRP	A	..	.	.	.	.	.	<b>WA*</b>
	<b>BR*</b>	Satin White + Orange	LNRP	A	..	.	.	.	.	.	<b>BR*</b>

DOWNLOAD COMPLETE TECHNICAL DATA AND FILES ON:

[ONOKLIGHTING.COM/EN/LINE-RP](https://www.onoklighting.com/en/line-rp)

INFORMATION ABOUT PACKING SEE PAGE 324

\*Optional, please consult

**ES**

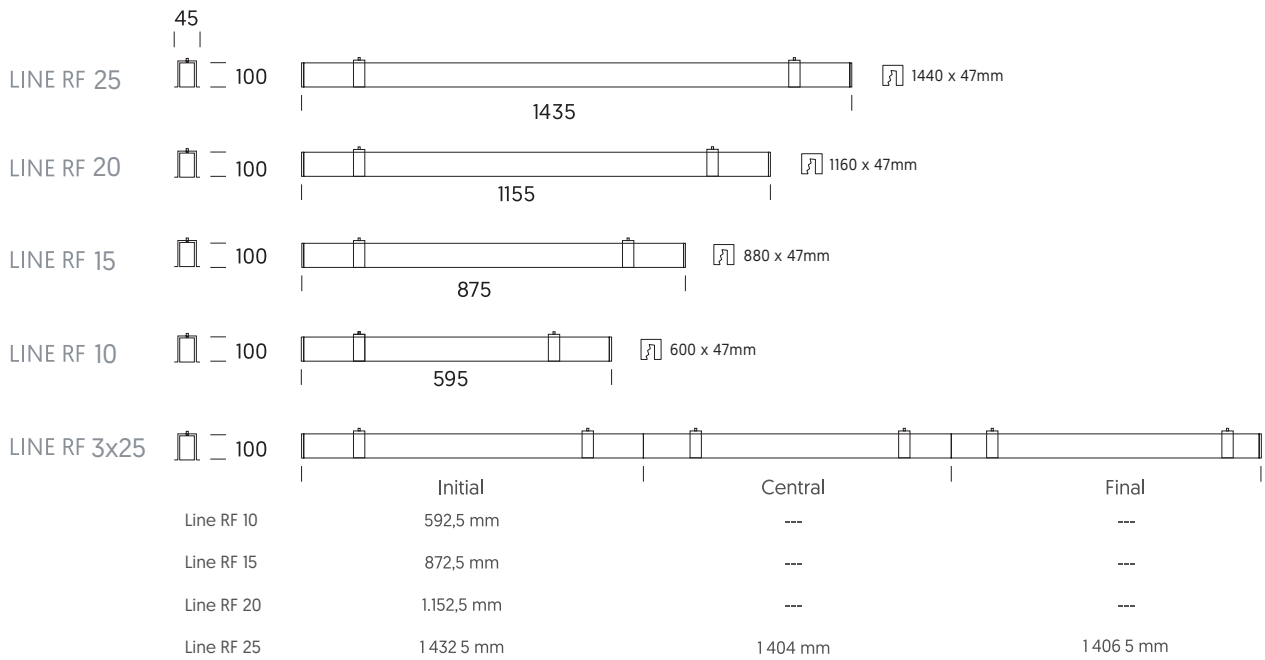
Perfil empotrado de extrusión de aluminio con difusor de metacrilato rehundido para dar efecto de no llevar marco exterior. Especialmente diseñado para evitar deslumbramientos.

**EN**

Recessed aluminium extruded profile with deep-set methacrylate diffuser, offering a frameless effect. Special anti-glare design.

**FR**

Profilé encastré en extrusion d'aluminium à ossature cachée avec diffuseur méthacrylate anti-éblouissement en retrait.



# LINE RF

## PROFILES

IP20



### LINE RF

<div style="border: 1px solid black; padding: 2px; display: inline-block;"><b>LED</b></div> <span style="margin-left: 10px;">230V</span>	≈ 10W	> 2000lm	LNRF	<b>A</b>	<b>10</b>	•	•	<b>9</b>	•	••
	≈ 15W	> 3000lm	LNRF	<b>A</b>	<b>15</b>	•	•	<b>9</b>	•	••
	≈ 20W	> 4000lm	LNRF	<b>A</b>	<b>20</b>	•	•	<b>9</b>	•	••
	≈ 25W	> 5000lm	LNRF	<b>A</b>	<b>25</b>	•	•	<b>9</b>	•	••

McAdam C3 - >60.000 h. L80 / CRI >85

DOWNLOAD COMPLETE TECHNICAL DATA AND FILES ON:  
[ONOKLIGHTING.COM/EN/LINE-RF](https://onoklighting.com/en/line-rf)

INFORMATION ABOUT PACKING SEE PAGE 324

### CONTROL

	<b>N</b>	No Dimmable	LNRF	A	••	<b>N</b>	•	•	•	••
	<b>E</b>	Dimmable 1-10V	LNRF	A	••	<b>E</b>	•	•	•	••
	<b>D</b>	Dimmable Dali	LNRF	A	••	<b>D</b>	•	•	•	••

### LED COLOUR TEMPERATURE

	<b>3</b>	3000° K	LNRF	A	••	•	<b>3</b>	•	•	••
	<b>4</b>	4000° K	LNRF	A	••	•	<b>4</b>	•	•	••

### BEAM ANGLE

	<b>9</b>	Expansive	LNRF	A	••	•	•	<b>9</b>	•	••
--	----------	-----------	------	---	----	---	---	----------	---	----

### PARTS POSITIONS

	<b>I</b>	Individual	LNRF	A	••	•	•	•	<b>I</b>	••
	<b>E</b>	Initial	LNRF	A	••	•	•	•	<b>E</b>	••
	<b>C</b>	Central	LNRF	A	25	•	•	•	<b>C</b>	••
	<b>F</b>	Final	LNRF	A	25	•	•	•	<b>F</b>	••

### COLOURS

	<b>WS</b>	Satin White	LNRF	A	••	•	•	•	•	<b>WS</b>
	<b>BS</b>	Satin Black	LNRF	A	••	•	•	•	•	<b>BS</b>
	<b>WG</b>	Satin White + Gold	LNRF	A	••	•	•	•	•	<b>WG*</b>
	<b>BG</b>	Satin Black + Gold	LNRF	A	••	•	•	•	•	<b>BG*</b>
	<b>BW*</b>	Satin Black + Satin White	LNRF	A	••	•	•	•	•	<b>BW*</b>
	<b>WA*</b>	Satin White + Blue	LNRF	A	••	•	•	•	•	<b>WA*</b>
	<b>BR*</b>	Satin White + Orange	LNRF	A	••	•	•	•	•	<b>BR*</b>

\*Optional, please consult

**ES**

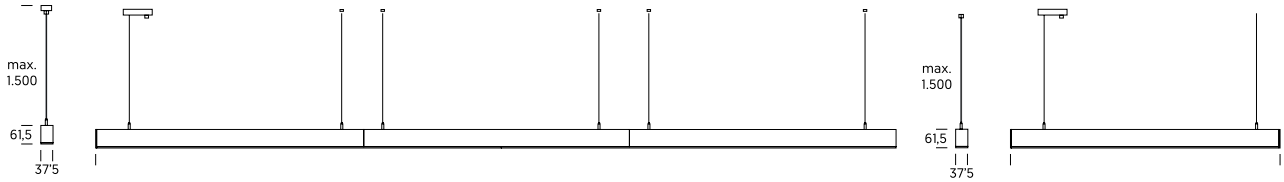
Perfil colgante de extrusión de aluminio con difusor de metacrilato diseñado para lámpara LED. Disponible en varias potencias y tamaños distintos.

**EN**

Pendant aluminium extruded profile with methacrylate diffuser, designed for LED lamps. Available in different powers and sizes.

**FR**

Profilé pour suspension en extrusion d'aluminium avec diffuseur en méthacrylate. Conçu pour lampe LED. Plusieurs puissances et tailles disponibles.



	Initial	Central	Final	Individual
Line C 12	592,5 mm	--	566,5 mm	595 mm
Line C 18	872,5 mm	--	846,5 mm	875 mm
Line C 24	1.152,5 mm	--	1126,5 mm	1155 mm
Line C 30	1.432,5 mm	1.404 mm	1.406,5 mm	1.435 mm



# LINE C LED PROFILES



IP20



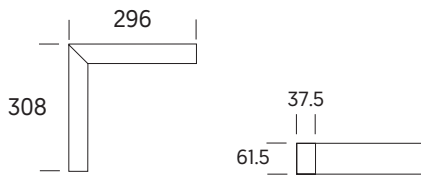
850°

## LINE C

<b>LED</b>	230V	≈ 10W	> 2000lm	LNXC	<b>A</b>	<b>12</b>	.	.	<b>9</b>	.	..
		≈ 15W	> 3000lm	LNXC	<b>A</b>	<b>18</b>	.	.	<b>9</b>	.	..
		≈ 20W	> 4000lm	LNXC	<b>A</b>	<b>24</b>	.	.	<b>9</b>	.	..
		≈ 25W	> 5000lm	LNXC	<b>A</b>	<b>30</b>	.	.	<b>9</b>	.	..

McAdam C3 · >60.000 h. L80 / CRI >85

## CORNER COMPLEMENT / COMPLEMENTO ESQUINA



<b>LED</b>	230V	≈ 10W	> 2000lm	LNXC	<b>A</b>	<b>10</b>	.	.	<b>9</b>	<b>Q</b>	..
------------	------	-------	----------	------	----------	-----------	---	---	----------	----------	----

## CONTROL

	<b>N</b>	No Dimmable	LNXC	A	..	<b>N</b>	.	.	.	.	..
	<b>E</b>	Dimmable 1-10V	LNXC	A	..	<b>E</b>	.	.	.	.	..
	<b>D</b>	Dimmable Dali	LNXC	A	..	<b>D</b>	.	.	.	.	..

## LED COLOUR TEMPERATURE

	<b>3</b>	3000° K	LNXC	A	..	.	.	<b>3</b>	.	.	..
	<b>4</b>	4000° K	LNXC	A	..	.	.	<b>4</b>	.	.	..

## BEAM ANGLE

	<b>9</b>	Expansive	LNXC	A	..	.	.	.	<b>9</b>	.	..
--	----------	-----------	------	---	----	---	---	---	----------	---	----

## PARTS POSITIONS

	<b>Q</b>	Corner / Esquina	LNXC	A	..	.	.	.	.	<b>Q</b>	..
--	----------	------------------	------	---	----	---	---	---	---	----------	----

## COLOURS

	<b>WS</b>	Satin White	LNXC	A	..	.	.	.	.	.	<b>WS</b>
	<b>BS</b>	Satin Black	LNXC	A	..	.	.	.	.	.	<b>BS</b>

## CONTROL

	<b>N</b>	No Dimmable	LNXC	A	..	<b>N</b>	.	.	.	.	..
	<b>E</b>	Dimmable 1-10V	LNXC	A	..	<b>E</b>	.	.	.	.	..
	<b>D</b>	Dimmable Dali	LNXC	A	..	<b>D</b>	.	.	.	.	..

## LED COLOUR TEMPERATURE

	<b>3</b>	3000° K	LNXC	A	..	.	.	<b>3</b>	.	.	..
	<b>4</b>	4000° K	LNXC	A	..	.	.	<b>4</b>	.	.	..

## BEAM ANGLE

	<b>9</b>	Expansive	LNXC	A	..	.	.	.	<b>9</b>	.	..
--	----------	-----------	------	---	----	---	---	---	----------	---	----

## POSITION

	<b>I</b>	Individual	LNXC	A	..	.	.	.	.	<b>I</b>	..
	<b>E</b>	Initial	LNXC	A	..	.	.	.	.	<b>E</b>	..
	<b>C</b>	Central	LNXC	A	<b>30</b>	.	.	.	.	<b>C</b>	..
	<b>F</b>	Final	LNXC	A	..	.	.	.	.	<b>F</b>	..

## COLOURS

	<b>WS</b>	Satin White	LNXC	A	..	.	.	.	.	.	<b>WS</b>
	<b>BS</b>	Satin Black	LNXC	A	..	.	.	.	.	.	<b>BS</b>

DOWNLOAD COMPLETE TECHNICAL  
DATA AND FILES ON:  
**ONOKLIGHTING.COM/EN/LINE-C**

INFORMATION ABOUT PACKING SEE PAGE 324

---

**ES**

Perfil colgante de extrusión de aluminio con difusor de metacrilato diseñado para lámpara fluorescente T5 lineal de hasta 80W. Disponible en varias potencias y tamaños distintos. Este producto está indicado tanto para uso en grandes espacios como pequeños espacios dentro del hogar, donde su luz difusa creará un ambiente acogedor.

**EN**

Pendant aluminium extruded profile with methacrylate diffuser, designed for fluorescent linear T5 lamps up to 80W. Available in different powers and sizes. This product is ideal for both large spaces and smaller areas within the home, where its diffused light will create a cosy atmosphere. Electronic equipment included and optional dimmable 1-10V or DALI version available.

**FR**

Profilé pour suspension en extrusion d'aluminium avec diffuseur en méthacrylate. Conçu pour lampe fluorescente compacte T5 linéaire jusqu'à 80W. Plusieurs puissances et tailles disponibles. Ce luminaire s'adapte à tous les aménagements tertiaires ou privés. Sa diffusion lumineuse crée une ambiance très chaleureuse. Equipement électronique inclus avec gradation 1-10V ou DALI sur demande.



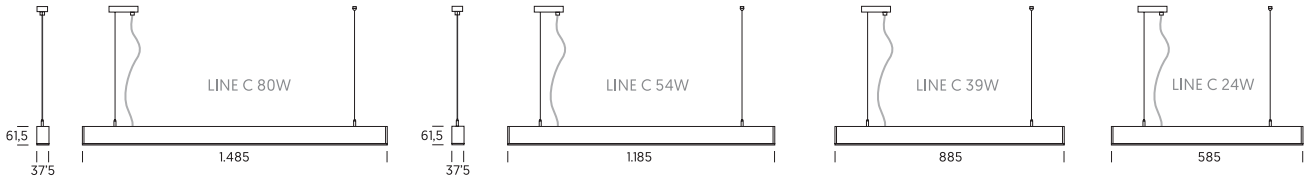


# LINE C

## T5

### PROFILES

IP20



#### LINE C 24

T5\* 230V G5 1x 24W LNXC J 24 • X • I ..

#### LINE C 39

T5\* 230V G5 1x 39W LNXC J 39 • X • I ..

#### LINE C 54

T5\* 230V G5 1x 54W LNXC J 54 • X • I ..

#### LINE C 80

T5\* 230V G5 1x 80W LNXC J 80 • X • I ..

#### CONTROL

	<b>N</b> No Dimmable	LNXC J .. <b>N</b> • • • ..
	<b>E</b> Dimmable 1-10V	LNXC J .. <b>E</b> • • • ..
	<b>D</b> Dimmable Dali	LNXC J .. <b>D</b> • • • ..

#### BEAM ANGLE

	<b>9</b> Expansive	LNXC J .. • • • <b>9</b> • ..
--	--------------------	-------------------------------

#### POSITION

	<b>I</b> Individual	LNXC J .. • • • <b>I</b> • ..
--	---------------------	-------------------------------

#### COLOURS

	<b>WS</b> Satin White	LNXC J .. • • • • <b>WS</b>
	<b>BS</b> Satin Black	LNXC J .. • • • • <b>BS</b>

DOWNLOAD COMPLETE TECHNICAL  
DATA AND FILES ON:  
[ONOKLIGHTING.COM/EN/LINE-C](http://ONOKLIGHTING.COM/EN/LINE-C)

INFORMATION ABOUT PACKING SEE PAGE 324

**ES**

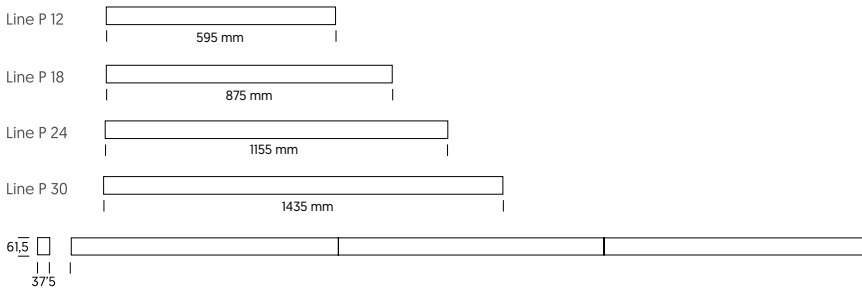
Perfil de superficie de extrusión de aluminio con difusor de metacrilato diseñado para lámpara LED. Disponible en varias potencias y tamaños distintos.

**EN**

Surface aluminium extruded profile with methacrylate diffuser, designed for LED lamps. Available in different powers and sizes.

**FR**

Profilé en saillie en extrusion d'aluminium avec diffuseur en méthacrylate. Conçu pour lampe LED. Plusieurs puissances et tailles disponibles.



	Initial	Central	Final
Line P 12	592,5 mm	--	566,5 mm
Line P 18	872,5 mm	--	846,5 mm
Line P 24	1.152,5 mm	--	1126,5 mm
Line P 30	1.432,5 mm	1.404 mm	1.406,5 mm



# LINE P LED PROFILES



IP20

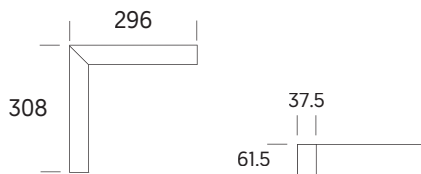


## LINE P

<b>LED</b>	230V	≈ 10W	> 2000lm	LNXP	<b>A</b>	<b>12</b>	.	.	<b>9</b>	.	..
		≈ 15W	> 3000lm	LNXP	<b>A</b>	<b>18</b>	.	.	<b>9</b>	.	..
		≈ 20W	> 4000lm	LNXP	<b>A</b>	<b>24</b>	.	.	<b>9</b>	.	..
		≈ 25W	> 5000lm	LNXP	<b>A</b>	<b>30</b>	.	.	<b>9</b>	.	..

McAdam C3 · >60.000 h. L80 / CRI >85

## CORNER COMPLEMENT / COMPLEMENTO ESQUINA



<b>LED</b>	230V	≈ 10W	> 2000lm	LNXP	<b>A</b>	<b>10</b>	.	.	<b>9</b>	<b>Q</b>	..
------------	------	-------	----------	------	----------	-----------	---	---	----------	----------	----

## CONTROL

	<b>N</b>	No Dimmable	LNXP	A	..	<b>N</b>	.	.	.	..
	<b>E</b>	Dimmable 1-10V	LNXP	A	..	<b>E</b>	.	.	.	..
	<b>D</b>	Dimmable Dali	LNXP	A	..	<b>D</b>	.	.	.	..

## LED COLOUR TEMPERATURE

<b>3K</b>	<b>3</b>	3000° K	LNXP	A	..	.	.	<b>3</b>	.	..
<b>4K</b>	<b>4</b>	4000° K	LNXP	A	..	.	.	<b>4</b>	.	..

## BEAM ANGLE

	<b>9</b>	Expansive	LNXP	A	..	.	.	<b>9</b>	.	..
--	----------	-----------	------	---	----	---	---	----------	---	----

## PARTS POSITIONS

	<b>Q</b>	Corner / Esquina	LNXP	A	..	.	.	.	<b>Q</b>	..
--	----------	------------------	------	---	----	---	---	---	----------	----

## COLOURS

	<b>WS</b>	Satin White	LNXP	A	..	.	.	.	.	<b>WS</b>
	<b>BS</b>	Satin Black	LNXP	A	..	.	.	.	.	<b>BS</b>

## CONTROL

	<b>N</b>	No Dimmable	LNXP	A	..	<b>N</b>	.	.	.	..
	<b>E</b>	Dimmable 1-10V	LNXP	A	..	<b>E</b>	.	.	.	..
	<b>D</b>	Dimmable Dali	LNXP	A	..	<b>D</b>	.	.	.	..

## LED COLOUR TEMPERATURE

<b>3K</b>	<b>3</b>	3000° K	LNXP	A	..	.	.	<b>3</b>	.	..
<b>4K</b>	<b>4</b>	4000° K	LNXP	A	..	.	.	<b>4</b>	.	..

## BEAM ANGLE

	<b>9</b>	Expansive	LNXP	A	..	.	.	<b>9</b>	.	..
--	----------	-----------	------	---	----	---	---	----------	---	----

## POSITION

	<b>I</b>	Individual	LNXP	A	..	.	.	.	.	<b>I</b>	..
	<b>E</b>	Initial	LNXP	A	..	.	.	.	.	<b>E</b>	..
	<b>C</b>	Central	LNXP	A	<b>30</b>	.	.	.	.	<b>C</b>	..
	<b>F</b>	Final	LNXP	A	..	.	.	.	.	<b>F</b>	..

## COLOURS

	<b>WS</b>	Satin White	LNXP	A	..	.	.	.	.	<b>WS</b>
	<b>BS</b>	Satin Black	LNXP	A	..	.	.	.	.	<b>BS</b>

DOWNLOAD COMPLETE TECHNICAL  
DATA AND FILES ON:  
[ONOKLIGHTING.COM/EN/LINE-P](http://ONOKLIGHTING.COM/EN/LINE-P)

INFORMATION ABOUT PACKING SEE PAGE 324

---

**ES**

Perfil de superficie de extrusión de aluminio con difusor de metacrilato diseñado para lámpara fluorescente T5 lineal de hasta 80 W. Disponible en varias potencias y tamaños distintos. Este producto está indicado tanto para uso en grandes espacios como pequeños espacios dentro del hogar, donde su luz difusa creará un ambiente acogedor.

**EN**

Surface aluminium extruded profile with methacrylate diffuser, designed for fluorescent linear T5 lamps up to 80W. Available in different powers and sizes. This product is ideal for both large spaces and smaller areas within the home, where its diffused light will create a cosy atmosphere. Electronic equipment included and optional dimmable 1-10V or DALI version available.

**FR**

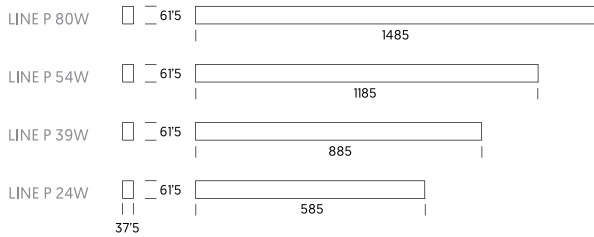
Profilé en saillie en extrusion d'aluminium avec diffuseur en méthacrylate. Conçu pour lampe fluorescente compacte T5 linéaire jusqu'à 80W. Plusieurs puissances et tailles disponibles. Ce luminaire s'adapte à tous les aménagements tertiaires ou privés. Sa diffusion lumineuse crée une ambiance très chaleureuse. Equipement électronique inclus avec gradation 1-10V ou DALI sur demande.



# LINE P T5 PROFILES



## IP20



### LINE P 24

T5\* 230V G5 1x 24W **LNXP J 24 · X · I ··**

### LINE P 39

T5\* 230V G5 1x 39W **LNXP J 39 · X · I ··**

### LINE P 54

T5\* 230V G5 1x 54W **LNXP J 54 · X · I ··**

### LINE P 80

T5\* 230V G5 1x 80W **LNXP J 80 · X · I ··**

### CONTROL

	<b>N</b> No Dimmable	LNXP J ·· <b>N</b> · · · · ··
	<b>E</b> Dimmable 1-10V	LNXP J ·· <b>E</b> · · · · ··
	<b>D</b> Dimmable Dali	LNXP J ·· <b>D</b> · · · · ··

### BEAM ANGLE

	<b>9</b> Expansive	LNXP J ·· · · · <b>9</b> · ··
--	--------------------	-------------------------------

### POSITION

	<b>I</b> Individual	LNXP J ·· · · · <b>I</b> · ··
--	---------------------	-------------------------------

### COLOURS

	<b>WS</b> Satin White	LNXP J ·· · · · <b>WS</b>
	<b>BS</b> Satin Black	LNXP J ·· · · · <b>BS</b>

DOWNLOAD COMPLETE TECHNICAL  
DATA AND FILES ON:  
**ONOKLIGHTING.COM/EN/LINE-P**

INFORMATION ABOUT PACKING SEE PAGE 324

**ES**

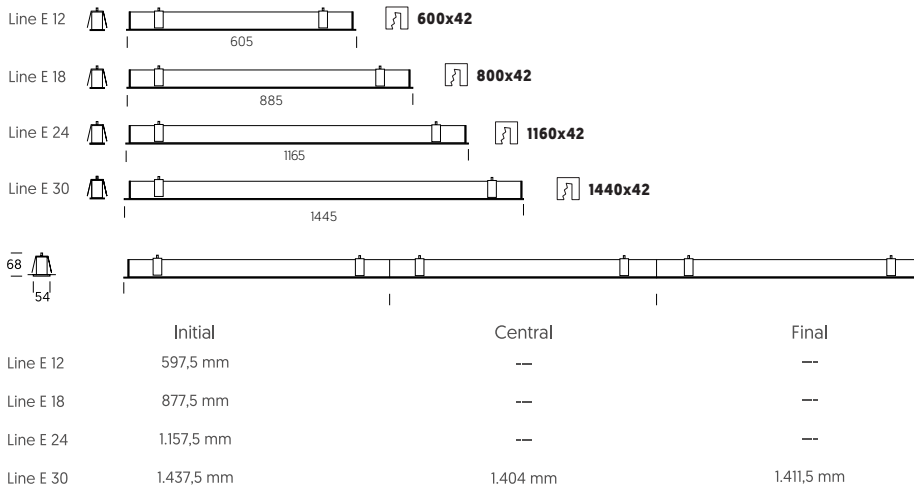
Perfil empotrado de extrusión de aluminio con difusor de metacrilato diseñado para lámpara LED. Disponible en varias potencias y tamaños distintos.

**EN**

Recessed aluminium extruded profile with methacrylate diffuser, designed for LED lamps. Available in different powers and sizes.

**FR**

Profilé encastré en extrusion d'aluminium avec diffuseur en méthacrylate. Conçu pour lampe LED. Plusieurs puissances et tailles disponibles.



# LINE E LED PROFILES

IP20



850°

## LINE E



≈ 10W	> 2000lm	LNXE	A	12	•	•	9	•	••
≈ 15W	> 3000lm	LNXE	A	18	•	•	9	•	••
≈ 20W	> 4000lm	LNXE	A	24	•	•	9	•	••
≈ 25W	> 5000lm	LNXE	A	30	•	•	9	•	••

McAdam C3 · >60.000 h. L80 / CRI >85

DOWNLOAD COMPLETE TECHNICAL  
DATA AND FILES ON:  
[ONOKLIGHTING.COM/EN/LINE-P](https://www.onoklighting.com/en/line-p)

INFORMATION ABOUT PACKING SEE PAGE 324

## CONTROL



**N** No Dimmable LNXE **A** •• **N** • • • • •



**E** Dimmable 1-10V LNXE **A** •• **E** • • • • •



**D** Dimmable Dali LNXE **A** •• **D** • • • • •

## LED COLOUR TEMPERATURE



**3** 3000° K LNXE **A** •• • • • **3** • • • • •



**4** 4000° K LNXE **A** •• • • • **4** • • • • •

## BEAM ANGLE



**9** Expansive LNXE **A** •• • • • **9** • • • • •

## POSITION



**I** Individual LNXE **A** •• • • • **I** • • • • •



**E** Initial LNXE **A** •• • • • **E** • • • • •



**C** Central LNXE **A** **30** • • • • • **C** • • • • •



**F** Final LNXE **A** **30** • • • • • **F** • • • • •

## COLOURS



**WS** Satin White LNXE **A** •• • • • • • **WS** • • • • •



**BS** Satin Black LNXE **A** •• • • • • • **BS** • • • • •

---

**ES**


Perfil empotrado de extrusión de aluminio con difusor de metacrilato diseñado para lámpara fluorescente T5 lineal de hasta 80W. Disponible en varias potencias y tamaños distintos. Este producto está indicado tanto para uso en grandes espacios como pequeños espacios dentro del hogar, donde su luz difusa creará un ambiente acogedor.

**EN**

Recessed aluminium extruded profile with methacrylate diffuser, designed for fluorescent linear T5 lamps up to 80W. Available in different powers and sizes. This product is ideal for both large spaces and smaller areas within the home, where its diffused light will create a cosy atmosphere. Electronic equipment included and optional dimmable 1-10V or DALI version available.

**FR**

Profilé encastré en extrusion d'aluminium avec diffuseur en méthacrylate. Conçu pour lampe fluorescente compacte T5 linéaire jusqu'à 80W. Plusieurs puissances et tailles disponibles. Ce luminaire s'adapte à tous les aménagements tertiaires ou privés. Sa diffusion lumineuse crée une ambiance très chaleureuse. Equipement électronique inclus avec gradation 1-10V ou DALI sur demande.

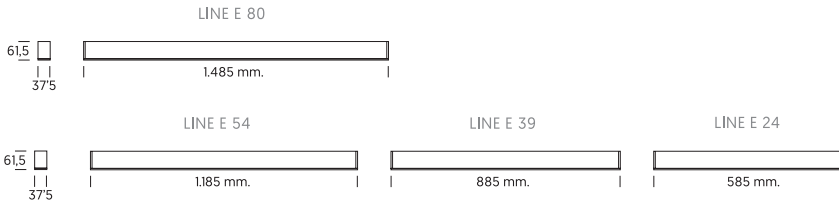




# LINE E T5 PROFILES



IP20



## LINE E 24

☞ T5\* Ⓢ 230V G5 1x 24W **LNXE J 24 · X · I ··**

## LINE E 39

☞ T5\* Ⓢ 230V G5 1x 39W **LNXE J 39 · X · I ··**

## LINE E 54

☞ T5\* Ⓢ 230V G5 1x 54W **LNXE J 54 · X · I ··**

## LINE E 80

☞ T5\* Ⓢ 230V G5 1x 80W **LNXE J 80 · X · I ··**

## CONTROL

	<b>N</b>	No Dimmable	LNXE J ·· <b>N</b> · · · · ·
	<b>E</b>	Dimmable 1-10V	LNXE J ·· <b>E</b> · · · · ·
	<b>D</b>	Dimmable Dali	LNXE J ·· <b>D</b> · · · · ·

## BEAM ANGLE

	<b>9</b>	Expansive	LNXE J ·· · · · <b>9</b> · ·
--	----------	-----------	------------------------------

## POSITION

	<b>I</b>	Individual	LNXE J ·· · · · <b>I</b> · ·
--	----------	------------	------------------------------

## COLOURS

	<b>WS</b>	Satin White	LNXE J ·· · · · <b>WS</b>
	<b>BS</b>	Satin Black	LNXE J ·· · · · <b>BS</b>

Led chip efficiency > 125lm/W · McAdam C3 · 50.000 h, L80 / CRI >85

DOWNLOAD COMPLETE TECHNICAL  
DATA AND FILES ON:  
**ONOKLIGHTING.COM/EN/LINE-E**

INFORMATION ABOUT PACKING SEE PAGE 324



# LINE A

## PROFILES



### IP20

#### ES


Aplicador de pared de extrusión de aluminio con difusor de metacrilato diseñado para lámpara fluorescente T5 lineal de hasta 80 W. Disponible en varias potencias y tamaños distintos. Este producto está indicado tanto para uso en grandes espacios como pequeños espacios dentro del hogar, donde su luz difusa creará un ambiente acogedor. Equipo electrónico incluido, opcional con regulación 1-10V o DALI.

#### EN




Aluminium extruded profile wall light with methacrylate diffuser, designed for fluorescent linear T5 lamps up to 80W and LED. Available in different powers and sizes. This product is ideal for both large spaces and smaller areas within the home, where its diffused light will create a cosy atmosphere. Electronic equipment included and optional dimmable 1-10V or DALI version available.

#### FR

Applique en extrusion d'aluminium avec diffuseur en méthacrylate. Conçu pour lampe fluorescente compacte T5 linéaire jusqu'à 80W et LED. Plusieurs puissances et tailles disponibles. Ce luminaire s'adapte à tous les aménagements tertiaires ou privés. Sa diffusion lumineuse crée une ambiance très chaleureuse. Equipement électronique inclus avec gradation 1-10V ou DALI sur demande.



#### LINE A

**LED**  230V ≈ 25W > 5000lm **LNXA A 30 . . 9 | ..**  
 T5\*  230V G5 1x 35 /49/80W **LNXA J 80 . X 9 | ..**

McAdam C3 · >60.000 h. L80 / CRI >85

DOWNLOAD COMPLETE TECHNICAL  
DATA AND FILES ON:  
**ONOKLIGHTING.COM/EN/LINE-A**

INFORMATION ABOUT PACKING SEE PAGE 324

#### CONTROL

	<b>N</b>	No Dimmable	LNXA . .. <b>N</b> . . . ..
	<b>E</b>	Dimmable 1-10V	LNXA . .. <b>E</b> . . . ..
	<b>D</b>	Dimmable Dali	LNXA . .. <b>D</b> . . . ..

#### LED COLOUR TEMPERATURE

	<b>3</b>	3000° K	LNXA . .. . <b>3</b> . . . ..
	<b>4</b>	4000° K	LNXA . .. . <b>4</b> . . . ..

#### BEAM ANGLE

	<b>9</b>	Expansive	LNXA . .. . . <b>9</b> . ..
---	----------	-----------	-----------------------------

#### POSITION

	<b>I</b>	Individual	LNXA . .. . . . <b>I</b> ..
---	----------	------------	-----------------------------

#### COLOURS

	<b>WS</b>	Satin White	LNXA . .. . . . <b>WS</b>
	<b>BS</b>	Satin Black	LNXA . .. . . . <b>BS</b>

---

**ES**

Perfil colgante de extrusión de aluminio con difusor de metacrilato diseñado para lámpara fluorescente T5 lineal de hasta 80 W. Disponible en varias potencias y tamaños distintos, este producto es ideal para hacer líneas continuas de luz sin sombras de la medida que se desee. Equipo electrónico incluido, opcional con regulación 1-10V o DALI.

**EN**

Pendant aluminium extruded profile with methacrylate diffuser, designed for fluorescent linear T5 lamps up to 80W. Available in different powers and sizes. This product is ideal if a specific length of continued lines of light without shadows is required. Electronic equipment included and optional dimmable 1-10V or DALI version available.

**FR**

Profilé pour suspension en extrusion d'aluminium avec diffuseur en méthacrylate. Conçu pour lampe fluorescente compacte T5 linéaire jusqu'à 80W. Plusieurs puissances et tailles disponibles. Ce luminaire est idéal pour créer des lignes continues de lumière adaptées à la taille souhaitée et sans zones d'ombre. Equipement électronique inclus avec gradation 1-10V ou DALI sur demande.

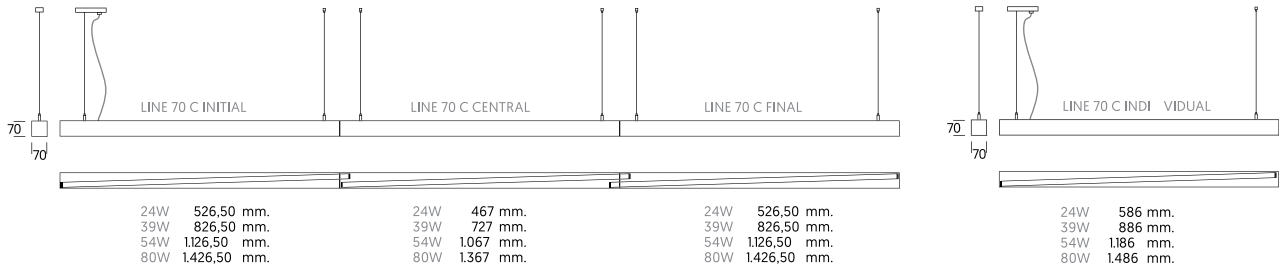


# LINE 70 C

## PROFILES



IP20



### LINE 70 C 24

T5\* 230V G5 1x 24W **LN7C J 24 · X 9 · ..**

### LINE 70 C 39

T5\* 230V G5 1x 39W **LN7C J 39 · X 9 · ..**

### LINE 70 C 54

T5\* 230V G5 1x 54W **LN7C J 54 · X 9 · ..**

### LINE 70 C 80

T5\* 230V G5 1x 80W **LN7C J 80 · X 9 · ..**

DOWNLOAD COMPLETE TECHNICAL DATA AND FILES ON:  
**ONOKLIGHTING.COM/EN/LINE-70-C**

INFORMATION ABOUT PACKING SEE PAGE 324

### CONTROL

	<b>N</b> No Dimmable	LN7C J .. <b>N</b> · · · ..
	<b>E</b> Dimmable 1-10V	LN7C J .. <b>E</b> · · · ..
	<b>D</b> Dimmable Dali	LN7C J .. <b>D</b> · · · ..

### COLOUR TEMPERATURE

	<b>X</b> No Temperature	LN7C J .. · <b>X</b> · · · ..
--	-------------------------	-------------------------------

### BEAM ANGLE

	<b>9</b> Expansive	LN7C J .. · · · <b>9</b> · ..
--	--------------------	-------------------------------

### PARTS POSITIONS

	<b>I</b> Individual	LN7C J .. · · · · <b>I</b> ..
	<b>E</b> Initial	LN7C J .. · · · · <b>E</b> ..
	<b>C</b> Central	LN7C J .. · · · · <b>C</b> ..
	<b>F</b> Final	LN7C J .. · · · · <b>F</b> ..

### COLOURS

	<b>WS</b> Satin White	LN7C J .. · · · · <b>WS</b>
	<b>BS</b> Satin Black	LN7C J .. · · · · <b>BS</b>

---

**ES**

Perfil adosado a techo de extrusión de aluminio con difusor de metacrilato diseñado para lámpara fluorescente T5 lineal de hasta 80 W. Disponible en varias potencias y tamaños distintos, este producto es ideal para hacer líneas continuas de luz sin sombras de la medida que se desee. Equipo electrónico incluido, opcional con regulación 1-10V o DALI.

**EN**

Recessed aluminium extruded profile with methacrylate diffuser, designed for fluorescent linear T5 lamps up to 80W. Available in different powers and sizes. This product is ideal if a specific length of continued lines of light without shadows is required. Electronic equipment included and optional dimmable 1-10V or DALI version available.

**FR**

Profilé en saillie en extrusion d'aluminium avec diffuseur en méthacrylate. Conçu pour lampe fluorescente compacte T5 linéaire jusqu'à 80W. Plusieurs puissances et tailles disponibles. Ce luminaire est idéal pour créer des lignes continues de lumière adaptées à la taille souhaitée et sans zones d'ombre. Equipement électronique inclus avec gradation 1-10V ou DALI sur demande.

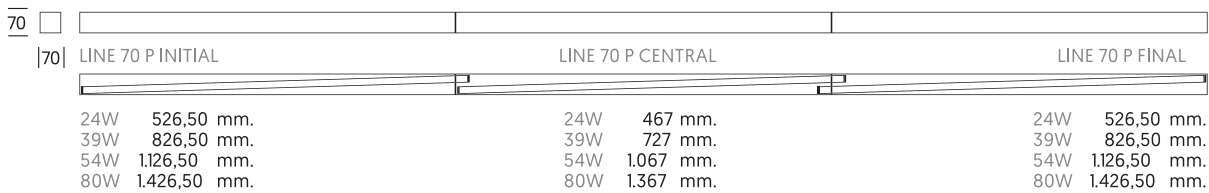
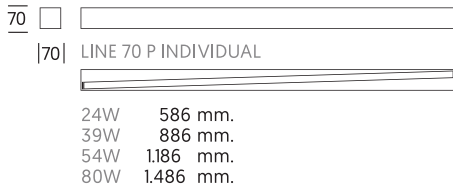


# LINE 70 P

## PROFILES



### IP20



#### LINE 70 P 24

T5\* 230V G5 1x 24W **LN7P J 24 · X 9 · ..**

#### LINE 70 P 39

T5\* 230V G5 1x 39W **LN7P J 39 · X 9 · ..**

#### LINE 70 P 54

T5\* 230V G5 1x 54W **LN7P J 54 · X 9 · ..**

#### LINE 70 P 80

T5\* 230V G5 1x 80W **LN7P J 80 · X 9 · ..**

DOWNLOAD COMPLETE TECHNICAL DATA AND FILES ON: [ONOKLIGHTING.COM/EN/LINE-70-P](http://ONOKLIGHTING.COM/EN/LINE-70-P)

INFORMATION ABOUT PACKING SEE PAGE 324

#### CONTROL

	<b>N</b> No Dimmable	LN7P J .. <b>N</b> · · · ..
	<b>E</b> Dimmable 1-10V	LN7P J .. <b>E</b> · · · ..
	<b>D</b> Dimmable Dali	LN7P J .. <b>D</b> · · · ..

#### COLOUR TEMPERATURE

	<b>X</b> No Temperature	LN7P J .. · <b>X</b> · · · ..
--	-------------------------	-------------------------------

#### BEAM ANGLE

	<b>9</b> Expansive	LN7P J .. · · · <b>9</b> · ..
--	--------------------	-------------------------------

#### PARTS POSITIONS

	<b>I</b> Individual	LN7P J .. · · · · <b>I</b> ..
	<b>E</b> Initial	LN7P J .. · · · · <b>E</b> ..
	<b>C</b> Central	LN7P J .. · · · · <b>C</b> ..
	<b>F</b> Final	LN7P J .. · · · · <b>F</b> ..

#### COLOURS

	<b>WS</b> Satin White	LN7P J .. · · · · <b>WS</b>
	<b>BS</b> Satin Black	LN7P J .. · · · · <b>BS</b>

---

**ES**

Perfil empotrable de extrusión de aluminio con difusor de metacrilato diseñado para lámpara fluorescente T5 lineal de hasta 80 W. Disponible en varias potencias y tamaños distintos, este producto es ideal para hacer líneas continuas de luz sin sombras de la medida que se desee. Equipo electrónico incluido, opcional con regulación 1-10V o DALI.

**EN**

Attached aluminium extruded profile with methacrylate diffuser, designed for fluorescent linear T5 lamps up to 80W. Available in different powers and sizes. This product is ideal if a specific length of continued lines of light without shadows is required. Electronic equipment included and optional dimmable 1-10V or DALI version available.

**FR**

Profilé encastré en extrusion d'aluminium avec diffuseur en méthacrylate. Conçu pour lampe fluorescente compacte T5 linéaire jusqu'à 80W. Plusieurs puissance et tailles disponibles. Ce luminaire est idéal pour créer des lignes continues de lumière adaptées à la taille souhaitée et sans zones d'ombre. Equipement électronique inclus avec gradation 1-10V ou DALI sur demande.





# LINE 70 E

## PROFILES



IP20

LINE 70 E INDIVIDUAL		LINE 70 E INITIAL		LINE 70 E CENTRAL		LINE 70 E FINAL	
24W	606 mm. 79 x 586	24W	536,5 mm. 79 x 526,5	24W	467 mm. 79 x 467	24W	536,5 mm. 79 x 526,5
39W	906 mm. 79 x 886	39W	836,5 mm. 79 x 826,5	39W	867 mm. 79 x 867	39W	836,5 mm. 79 x 826,5
54W	1.206 mm. 79 x 1.186	54W	1.136,5 mm. 79 x 1.126,5	54W	1.167 mm. 79 x 1.167	54W	1.136,5 mm. 79 x 1.126,5
80W	1.506 mm. 79 x 1.486	80W	1.436,5 mm. 79 x 1.426,5	80W	1.467 mm. 79 x 1.467	80W	1.436,5 mm. 79 x 1.426,5



### LINE 70 E 24

T5\* 230V G5 1x 24W **LN7E J 24 · X 9 · ..**

### LINE 70 E 39

T5\* 230V G5 1x 39W **LN7E J 39 · X 9 · ..**

### LINE 70 E 54

T5\* 230V G5 1x 54W **LN7E J 54 · X 9 · ..**

### LINE 70 E 80

T5\* 230V G5 1x 80W **LN7E J 80 · X 9 · ..**

DOWNLOAD COMPLETE TECHNICAL DATA AND FILES ON:  
**ONOKLIGHTING.COM/EN/LINE-70-E**

INFORMATION ABOUT PACKING SEE PAGE 324

### CONTROL

<input type="checkbox"/> N/DM	<b>N</b> No Dimmable	LN7E J .. <b>N</b> · · · ..
<input type="checkbox"/> DM 1-10V	<b>E</b> Dimmable 1-10V	LN7E J .. <b>E</b> · · · ..
<input type="checkbox"/> DALI	<b>D</b> Dimmable Dali	LN7E J .. <b>D</b> · · · ..

### COLOUR TEMPERATURE

<input type="checkbox"/> X	<b>X</b> No Temperature	LN7E J .. · <b>X</b> · · · ..
----------------------------	-------------------------	-------------------------------

### BEAM ANGLE

<input checked="" type="checkbox"/> 9	<b>9</b> Expansive	LN7E J .. · · · <b>9</b> · ..
---------------------------------------	--------------------	-------------------------------

### PARTS POSITIONS

<input type="checkbox"/> I	<b>I</b> Individual	LN7E J .. · · · · <b>I</b> ..
<input type="checkbox"/> E	<b>E</b> Initial	LN7E J .. · · · · <b>E</b> ..
<input type="checkbox"/> C	<b>C</b> Central	LN7E J .. · · · · <b>C</b> ..
<input type="checkbox"/> F	<b>F</b> Final	LN7E J .. · · · · <b>F</b> ..


### COLOURS

<input type="checkbox"/> WS	<b>WS</b> Satin White	LN7E J .. · · · · · <b>WS</b>
<input type="checkbox"/> BS	<b>BS</b> Satin Black	LN7E J .. · · · · · <b>BS</b>





LINE C | PROFILES





# **SURFACES & PENDANTS**

# SURFACES & PENDANTS

DRONE



**DRONE**  
P. 226



**DRONE  
PENDANT**  
P. 228

PUSH



**PUSH**  
265/350/450  
P. 230



**PUSH  
PENDANT**  
P. 232

TUBULAR



**TUBULAR  
DEC 1**  
P. 234



**TUBULAR  
DEC 2**  
P. 234



**TUBULAR  
DEC 3**  
P. 236



**TUBULAR  
DEC 4**  
P. 236



**TUBULAR  
DEC 5**  
P. 238



**TUBULAR  
DEC 6**  
P. 238



**TUBULAR  
DEC 7**  
P. 240



**TUBULAR  
DEC 8**  
P. 240

FLAT



**FLAT**  
P. 242



**FLAT SQUARE**  
P. 244



**FLAT PENDANT**  
P. 246



**FLAT SQUARE PENDANT**  
P. 248



**DONUT**  
P. 250



**PLANE**  
P. 252



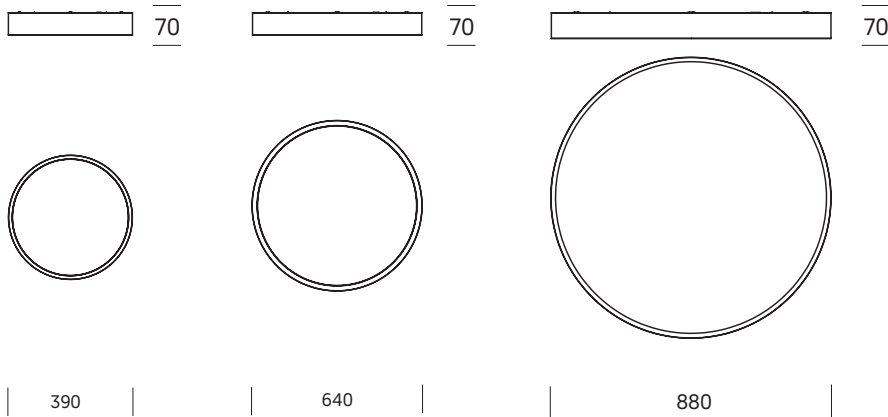
**CUBE SQUARE**  
P. 254





# DRONE

## SURFACE & PENDANTS



850°

### ES

Plafón circular realizado en acero con difusor de metacrilato especialmente diseñado para tecnología LED. Con un elevado índice de protección, está disponible en varios tamaños, potencias, regulación, temperatura de color y acabados distintos.

### EN

Steel circular surface luminaire with methacrylate diffuser and high protection index, especially designed for high performance LED technology. Available in various sizes, outputs, regulation types, colour temperatures and finishes. Innovative LED technology with direct network connection.

### FR

Plafonnier avec corps en acier et diffuseur en méthacrylate, doté d'un indice de protection élevé, conçu pour LED à haute performance. Plusieurs tailles, puissances, types de régulation, températures de couleur et finitions disponible. Une connexion directe au réseau est possible grâce à sa technologie LED innovante.

DRONE

LED	230V	Power	Light Output	Control	Beam Angle	Temp	Finish
LED	230V	≈ 27W	> 2700lm	DRNE A 27	• • 9 A • •		
LED	230V	≈ 50W	> 5000lm	DRNE A 50	• • 9 A • •		
LED	230V	≈ 100W	> 10000lm	DRNE A 1C	• • 9 A • •		

McAdam C3 · >50.000 h. L90 / CRI >80

### LED CONTROL

Control	Dimmable	Control Type	Beam Angle	Temp	Finish
N/DM	No Dimmable	DRNE A	• • N • • • • •		
DALI	Dimmable Dali	DRNE A	• • D • • • • •		

### LED COLOUR TEMPERATURE

Temp	Control	Beam Angle	Temp	Finish
3K	3	3000° K	DRNE A	• • • 3 • • • •
4K	4	4000° K	DRNE A	• • • 4 • • • •

### LED BEAM ANGLE

Beam Angle	Control	Temp	Finish
9	Expansive	DRNE	• • • • 9 • • •

### LED COMPLEMENTS

Complement	Control	Beam Angle	Temp	Finish
A	Ice Difusser	DRNE A	• • • • • A • •	

### COLOURS

Color	Control	Beam Angle	Temp	Finish
WS	Satin White	DRNE	• • • • • WS	
BS	Satin Black	DRNE	• • • • • BS	

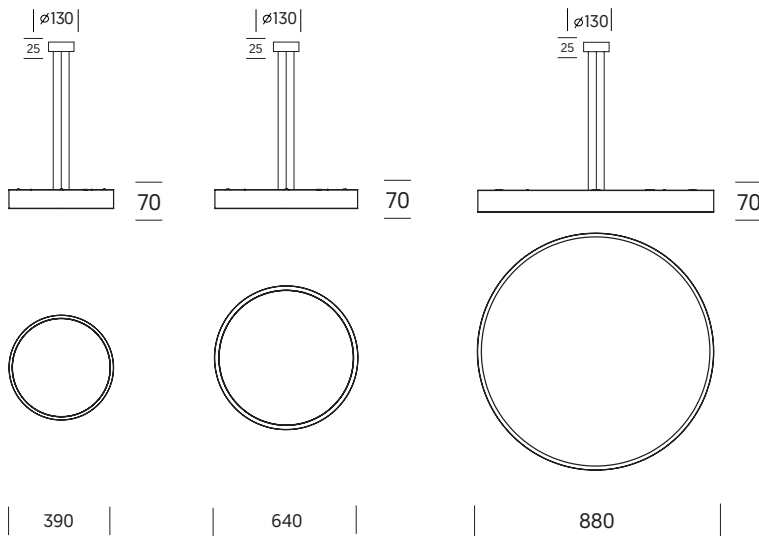
DOWNLOAD COMPLETE TECHNICAL DATA AND FILES ON:  
[ONOKLIGHTING.COM/EN/DRONE](http://ONOKLIGHTING.COM/EN/DRONE)

INFORMATION ABOUT PACKING SEE PAGE 324



# DRONE PENDANT

## SURFACE & PENDANTS



850°

### ES

Colgante circular realizado en acero con difusor de metacrilato especialmente diseñado para tecnología LED. Con un elevado índice de protección, está disponible en varios tamaños, potencias, regulación, temperatura de color y acabados distintos.

### EN

Steel circular pendant luminaire with methacrylate diffuser and high protection index, especially designed for high performance LED technology. Available in various sizes, outputs, regulation types, colour temperatures and finishes. Innovative LED technology with direct network connection.

### FR

Suspension avec corps en acier et diffuseur en méthacrylate, doté d'un indice de protection élevé, conçu pour LED à haute performance. Plusieurs tailles, puissances, types de régulation, températures de couleur et finitions disponible. Une connexion directe au réseau est possible grâce à sa technologie LED innovante.

### DRONE PENDANT

LED	230V	Power	Lumen	Control	Temp	Beam	Finish
		≈ 27W	> 2700lm	DRNP A 27	• •	9 A	• •
		≈ 50W	> 5000lm	DRNP A 50	• •	9 A	• •
		≈ 100W	> 10000lm	DRNP A 1C	• •	9 A	• •

McAdam C3 · >50.000 h. L90 / CRI >80

### LED CONTROL

	<b>N</b>	No Dimmable	DRNP A	• •	<b>N</b>	• • • •
	<b>D</b>	Dimmable Dali	DRNP A	• •	<b>D</b>	• • • •

### LED COLOUR TEMPERATURE

	<b>3</b>	3000° K	DRNP A	• •	<b>3</b>	• • • •
	<b>4</b>	4000° K	DRNP A	• •	<b>4</b>	• • • •

### LED BEAM ANGLE

	<b>9</b>	Expansive	DRNP	• • • •	<b>9</b>	• •
--	----------	-----------	------	---------	----------	-----

### LED COMPLEMENTS

	<b>A</b>	Ice Difusser	DRNP A	• • • •	<b>A</b>	• •
--	----------	--------------	--------	---------	----------	-----

### COLOURS

	<b>WS</b>	Satin White	DRNP	• • • • • •	<b>WS</b>
	<b>BS</b>	Satin Black	DRNP	• • • • • •	<b>BS</b>

DOWNLOAD COMPLETE TECHNICAL DATA AND FILES ON:  
[ONOKLIGHTING.COM/EN/DRONE-PENDANT](https://onoklighting.com/en/drone-pendant)

INFORMATION ABOUT PACKING SEE PAGE 324



# PUSH

## 265 | 350

### SURFACE & PENDANTS

IP20



**ES**

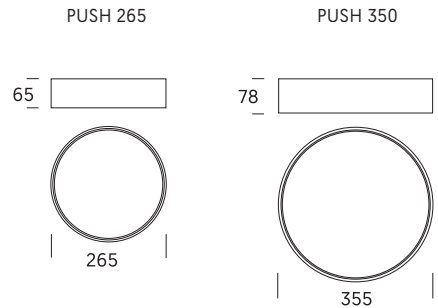
Plafón de superficie realizado en chapa de acero con difusor de metacrilato. Disponible en varias versiones, potencias y tamaños distintos. Diseñado para lámpara fluorescente circular T5 de hasta 60W y LED. Equipo electrónico incluido.

**EN**

Surface steel luminaire with methacrylate diffuser, designed for T5 fluorescent round lamps up to 60W and LED. Available in different versions, powers and sizes. Electronic equipment included.

**FR**

Plafonnier en saillie avec corps en acier et diffuseur en méthacrylate conçu pour lampe fluorescente circulaire T5 jusqu'à 60W et LED. Plusieurs puissances et tailles disponibles. Equipement électronique inclus.



850°

PUSH 265

<b>LED</b>		230V ≈ 9W	> 1300lm	<b>PSH2</b>	<b>A</b>	<b>10</b>	<b>N</b>	•	<b>9</b>	<b>A</b>	••
		230V ≈ 13W	> 1700lm	<b>PSH2</b>	<b>A</b>	<b>15</b>	<b>N</b>	•	<b>9</b>	<b>A</b>	••
		230V 2GX13	22W	<b>PSH2</b>	<b>O</b>	<b>22</b>	•	<b>X</b>	<b>9</b>	<b>A</b>	••

PUSH 350

<b>LED</b>		230V ≈ 13W	> 1700lm	<b>PSH3</b>	<b>A</b>	<b>15</b>	<b>N</b>	•	<b>9</b>	<b>A</b>	••
		230V 2GX13	55W	<b>PSH3</b>	<b>O</b>	<b>55</b>	•	<b>X</b>	<b>9</b>	<b>A</b>	••

McAdam C3 · >50.000 h. L90 / CRI >80

DOWNLOAD COMPLETE TECHNICAL DATA AND FILES ON:  
[ONOKLIGHTING.COM/EN/PUSH-265](http://ONOKLIGHTING.COM/EN/PUSH-265)  
[ONOKLIGHTING.COM/EN/PUSH-350](http://ONOKLIGHTING.COM/EN/PUSH-350)

INFORMATION ABOUT PACKING SEE PAGE 324

CONTROL

	<b>N</b>	No Dimmable	PSH•	•	••	<b>N</b>	•	•	•	•	••
	<b>E</b>	Dimmable 1-10V	PSH•	○	••	<b>E</b>	•	•	•	•	••
	<b>D</b>	Dimmable Dali	PSH•	○	••	<b>D</b>	•	•	•	•	••

LED COLOUR TEMPERATURE

	<b>3</b>	3000° K	PSH•	A	••	•	<b>3</b>	•	•	•	••
	<b>4</b>	4000° K	PSH•	A	••	•	<b>4</b>	•	•	•	••

BEAM ANGLE

	<b>9</b>	Expansive	PSH•	•	••	•	•	•	<b>9</b>	•	••
--	----------	-----------	------	---	----	---	---	---	----------	---	----

COMPLEMENTS

	<b>A</b>	Ice Difusser	PSH•	•	••	•	•	•	<b>A</b>	••
--	----------	--------------	------	---	----	---	---	---	----------	----

COLOURS

	<b>WS</b>	Satin White	PSH•	•	••	•	•	•	•	<b>WS</b>
	<b>BS</b>	Satin Black	PSH•	•	••	•	•	•	•	<b>BS</b>



# PUSH PENDANT

## 265 | 350

### SURFACE & PENDANTS

IP20



#### ES

Colgante realizado en chapa de acero con difusor de metacrilato. Disponible en varias versiones, potencias y tamaños distintos. Diseñado para lámpara fluorescente circular T5 de hasta 60W y LED. Equipo electrónico incluido.

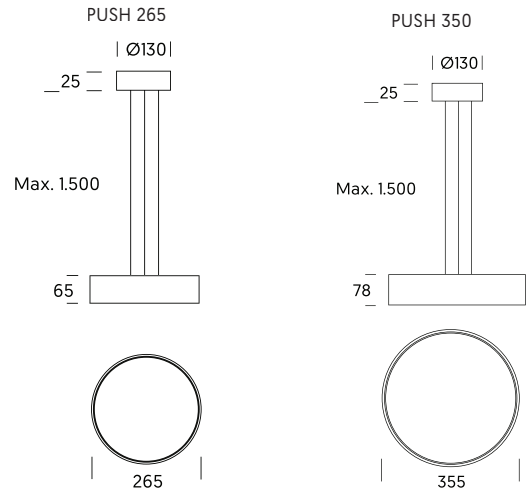
#### EN

Steel pendant luminaire with methacrylate diffuser, designed for T5 fluorescent round lamps up to 60W and LED. Available in different versions, powers and sizes. Electronic equipment included.

#### FR

Suspension avec corps en acier et diffuseur en méthacrylate conçu pour lampe fluorescente circulaire T5 jusqu'à 60W et LED. Plusieurs puissances et tailles disponibles. Equipement électronique inclus.

850°



#### PUSH PENDANT 265

<b>LED</b>	230V	≈ 9W	> 1300lm	<b>PSP2</b>	<b>A</b>	<b>10</b>	<b>N</b>	•	<b>9</b>	<b>A</b>	••	
		≈ 13W	> 1700lm	<b>PSP2</b>	<b>A</b>	<b>15</b>	<b>N</b>	•	<b>9</b>	<b>A</b>	••	
T5-C	230V 2GX13			<b>22W</b>	<b>PSP2</b>	<b>O</b>	<b>22</b>	•	<b>X</b>	<b>9</b>	<b>A</b>	••

#### PUSH PENDANT 350

<b>LED</b>	230V	≈ 13W	> 1700lm	<b>PSH3</b>	<b>A</b>	<b>15</b>	<b>N</b>	•	<b>9</b>	<b>A</b>	••	
T5-C	230V 2GX13			<b>55W</b>	<b>PSH3</b>	<b>O</b>	<b>55</b>	•	<b>X</b>	<b>9</b>	<b>A</b>	••

McAdam C3 · >50.000 h. L90 / CRI >80

DOWNLOAD COMPLETE TECHNICAL DATA AND FILES ON:

**ONOKLIGHTING.COM/EN/PUSH-PENDANT-265**  
**ONOKLIGHTING.COM/EN/PUSH-PENDANT-350**

#### CONTROL

<b>N</b>	No Dimmable	PSP • • •• <b>N</b> • • • • ••
<b>E</b>	Dimmable 1-10V	PSP • ○ •• <b>E</b> • • • • ••
<b>D</b>	Dimmable Dali	PSP • ○ •• <b>D</b> • • • • ••

#### LED COLOUR TEMPERATURE

<b>3</b>	3000° K	PSP • A •• • • <b>3</b> • • • • ••
<b>4</b>	4000° K	PSP • A •• • • <b>4</b> • • • • ••

#### BEAM ANGLE

<b>9</b>	Expansive	PSP • • •• • • <b>9</b> • • ••
----------	-----------	--------------------------------

#### COMPLEMENTS

<b>A</b>	Ice Difusser	PSP • • •• • • • <b>A</b> ••
----------	--------------	------------------------------

#### COLOURS

<b>WS</b>	Satin White	PSP • • •• • • • • <b>WS</b>
<b>BS</b>	Satin Black	PSP • • •• • • • • <b>BS</b>

INFORMATION ABOUT PACKING SEE PAGE 324





# TUBULAR DEC

## 1 | 2

### SURFACE & PENDANTS

IP20



#### ES

Serie de colgantes cilíndricos realizados en aluminio y acero. Disponibles en 2 tamaños, para instalación en superficie o con adaptador a carril electrificado trifásico. Disponibles para lámparas GU10, E27 y LED. Convertidor LED incluido.

#### EN

Pendant cylindrical series available for three-phase track or surface installation. Made of aluminium and steel in 2 different sizes. Designed for LED (driver included), GU10 and E27 lamps.

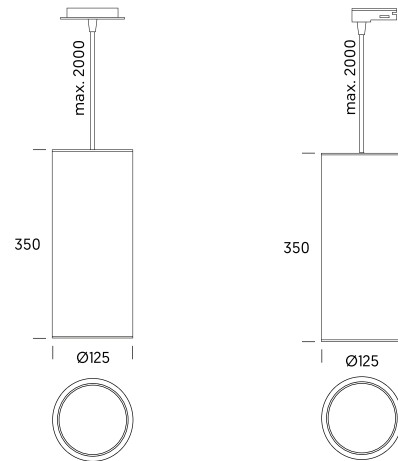
#### FR

Séries de plafonniers avec corps en aluminium et acier disponible en deux tailles. Montage sur patène ou rail triphasé avec adaptateur. Conçu pour LED, lampes GU10 et E27. Convertisseur LED inclus.



TUBULAR DEC 1

TUBULAR DEC 2



#### TUBULAR DEC 1

<b>LED</b>	230V	≈ 8W	> 1200lm	<b>TBD1</b>	<b>A</b>	<b>10</b>	.	.	.	.	<b>X</b>	..
		≈ 18W	> 2400lm	<b>TBD1</b>	<b>A</b>	<b>20</b>	.	.	.	.	<b>X</b>	..
		≈ 24W	> 3200lm	<b>TBD1</b>	<b>A</b>	<b>30</b>	.	.	.	.	<b>X</b>	..
HS ES-111	230V	GU10	100W	<b>TBD1</b>	<b>E</b>	<b>1C</b>	<b>X</b>	<b>X</b>	<b>X</b>	<b>X</b>	<b>X</b>	..
		E27	60W	<b>TBD1</b>	<b>N</b>	<b>60</b>	<b>X</b>	<b>X</b>	<b>X</b>	<b>X</b>	<b>X</b>	..

#### TUBULAR DEC 2

<b>LED</b>	230V	≈ 8W	> 1200lm	<b>TBD2</b>	<b>A</b>	<b>10</b>	<b>N</b>	.	.	.	<b>X</b>	..
		≈ 18W	> 2400lm	<b>TBD2</b>	<b>A</b>	<b>20</b>	<b>N</b>	.	.	.	<b>X</b>	..
		≈ 24W	> 3200lm	<b>TBD2</b>	<b>A</b>	<b>30</b>	<b>N</b>	.	.	.	<b>X</b>	..
HS ES-111	230V	GU10	100W	<b>TBD2</b>	<b>E</b>	<b>1C</b>	<b>X</b>	<b>X</b>	<b>X</b>	<b>X</b>	<b>X</b>	..
		E27	60W	<b>TBD2</b>	<b>N</b>	<b>60</b>	<b>X</b>	<b>X</b>	<b>X</b>	<b>X</b>	<b>X</b>	..

McAdam C3 · >44.000 h. L90 · >69.000 h. L80 · >79.000 h. L70 / CRI >85

DOWNLOAD COMPLETE TECHNICAL DATA AND FILES ON:

**ONOKLIGHTING.COM/EN/TUBULAR-DEC-1**  
**ONOKLIGHTING.COM/EN/TUBULAR-DEC-2**

INFORMATION ABOUT PACKING SEE PAGE 324

#### LED CONTROL

<b>N</b>	No Dimmable	TBD · A · · <b>N</b> · · · ·
<b>F</b>	Dimmable 1-10V / Push	TBD 1 A · · <b>F</b> · · · ·
<b>D</b>	Dimmable Dali	TBD 1 A · · <b>D</b> · · · ·

#### LED COLOUR TEMPERATURE

<b>3K</b>	<b>3</b>	3000° K	TBD · A · · · <b>3</b> · · ·
<b>4K</b>	<b>4</b>	4000° K	TBD · A · · · <b>4</b> · · ·

#### LED BEAM ANGLE

<b>2</b>	Spot	TBD · A · · · · <b>2</b> · ·
<b>3</b>	Medium	TBD · A · · · · <b>3</b> · ·
<b>5</b>	Flood	TBD · A · · · · <b>5</b> · ·

#### LED COMPLEMENTS

<b>X</b>	No difusser	TBD · · · · · <b>X</b> · ·
----------	-------------	----------------------------

#### COLOURS

<b>WS</b>	<b>WS</b>	Satin White	TBD · · · · · <b>WS</b>
<b>BS</b>	<b>BS</b>	Satin Black	TBD · · · · · <b>BS</b>
<b>PB</b>	<b>PB</b>	Polished	TBD · · · · · <b>PB</b>
<b>WG</b>	<b>WG</b>	Satin White + Gold	TBD · · · · · <b>WG</b>
<b>BG</b>	<b>BG</b>	Satin Black + Gold	TBD · · · · · <b>BG</b>



# TUBULAR DEC

## 3 | 4

### SURFACE & PENDANTS

IP20



#### ES

Serie de colgantes cilíndricos realizados en aluminio y acero. Disponibles en 2 tamaños, para instalación en superficie o con adaptador a carril electrificado trifásico. Disponibles para lámparas GU10 y LED. Convertidor LED incluido.

#### EN

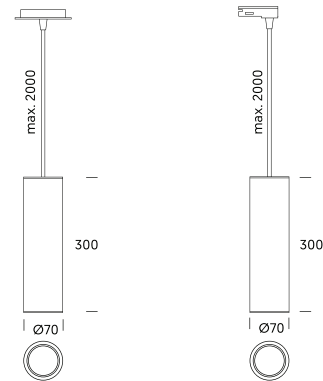
Pendant cylindrical series available for three-phase track or surface installation. Made of aluminium and steel in 2 different sizes. Designed for LED (driver included) and GU10 lamps.

#### FR

Séries de plafonniers avec corps en aluminium et acier disponible en deux tailles. Montage sur patère ou rail triphasé avec adaptateur. Conçu pour LED, et lampes GU10. Convertisseur LED inclus.

TUBULAR DEC 3

TUBULAR DEC 4



85°

#### TUBULAR DEC 3

<b>LED</b>	230V	≈ 6W	> 600lm	<b>TBD3</b>	<b>A</b>	<b>06</b>	.	.	<b>4</b>	.	..
		≈ 10W	> 1000lm	<b>TBD3</b>	<b>A</b>	<b>10</b>	.	.	<b>4</b>	.	..
PAR 16	230V	GU 10	50W	<b>TBD3</b>	<b>E</b>	<b>50</b>	<b>X</b>	<b>X</b>	<b>X</b>	<b>X</b>	..

#### TUBULAR DEC 4

<b>LED</b>	230V	≈ 6W	> 600lm	<b>TBD4</b>	<b>A</b>	<b>06</b>	<b>N</b>	.	<b>4</b>	.	..
		≈ 10W	> 1000lm	<b>TBD4</b>	<b>A</b>	<b>10</b>	<b>N</b>	.	<b>4</b>	.	..
PAR 16	230V	GU 10	50W	<b>TBD4</b>	<b>E</b>	<b>50</b>	<b>X</b>	<b>X</b>	<b>X</b>	<b>X</b>	..

McAdam C3 · >50.000 h. L90 / CRI >80

DOWNLOAD COMPLETE TECHNICAL DATA AND FILES ON:  
[ONOKLIGHTING.COM/EN/TUBULAR-DEC-3](http://ONOKLIGHTING.COM/EN/TUBULAR-DEC-3)  
[ONOKLIGHTING.COM/EN/TUBULAR-DEC-4](http://ONOKLIGHTING.COM/EN/TUBULAR-DEC-4)

INFORMATION ABOUT PACKING SEE PAGE 324

#### LED CONTROL

<b>N</b>	No Dimmable	TBD · A · · <b>N</b> · · · ·
<b>C</b>	Dimmable IGBT / Triac	TBD 3 · A · · <b>C</b> · · · ·
<b>F</b>	Dimmable 1-10V / Push	TBD 3 · A · · <b>F</b> · · · ·

#### LED COLOUR TEMPERATURE

<b>3K</b>	<b>3</b>	3000° K	TBD · A · · · <b>3</b> · · ·
<b>4K</b>	<b>4</b>	4000° K	TBD · A · · · <b>4</b> · · ·

#### LED BEAM ANGLE

<b>4</b>	Medium	TBD · A · · · · <b>4</b> · ·
----------	--------	------------------------------

#### LED COMPLEMENTS

<b>B</b>	Clear Diffuser	TBD · A · · · · · <b>B</b> · ·
<b>A</b>	Ice Difusser	TBD · A · · · · · <b>A</b> · ·
<b>O</b>	Opal Difusser	TBD · A · · · · · <b>O</b> · ·

#### COLOURS

<b>WS</b>	<b>WS</b>	Satin White	TBD · · · · · · · <b>WS</b>
<b>BS</b>	<b>BS</b>	Satin Black	TBD · · · · · · · <b>BS</b>
<b>PB</b>	<b>PB</b>	Polished	TBD · · · · · · · <b>PB</b>
<b>WG</b>	<b>WG</b>	Satin White + Gold	TBD · · · · · · · <b>WG</b>
<b>BG</b>	<b>BG</b>	Satin Black + Gold	TBD · · · · · · · <b>BG</b>



# TUBULAR DEC

## 5 | 6

### SURFACE & PENDANTS

IP20



#### ES

Serie de plafones adosados a techo cilíndricos realizados en aluminio y acero. Disponibles en 2 tamaños, para instalación en superficie o con adaptador a carril electrificado trifásico. Disponibles para lámparas GU10 y LED. Convertidor LED incluido.

#### EN

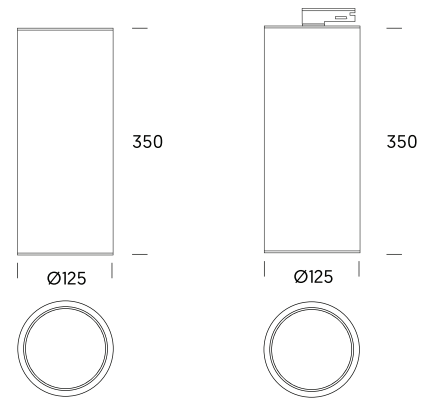
Surface cylindrical series available for three-phase track or ceiling installation. Made of aluminium and steel in 2 different sizes. Designed for GU10 and LED lamps. LED driver included.

#### FR

Séries de plafonniers avec corps en aluminium et acier disponible en deux tailles. Montage sur patère ou rail triphasé avec adaptateur. Conçu pour LED et lampes GU10. Convertisseur LED inclus.

TUBULAR DEC 5

TUBULAR DEC 6



850°

#### TUBULAR DEC 5

<b>LED</b>		230V	≈ 8W	> 1200lm	<b>TBD5</b>	<b>A</b>	<b>10</b>	.	.	.	.	<b>X</b>	..
			≈ 18W	> 2400lm	<b>TBD5</b>	<b>A</b>	<b>20</b>	.	.	.	.	<b>X</b>	..
			≈ 24W	> 3200lm	<b>TBD5</b>	<b>A</b>	<b>30</b>	.	.	.	.	<b>X</b>	..

	HS ES-111	230V	GU10	100W	<b>TBD5</b>	<b>E</b>	<b>1C</b>	<b>X</b>	<b>X</b>	<b>X</b>	<b>X</b>	<b>X</b>	..
--	-----------	------	------	------	-------------	----------	-----------	----------	----------	----------	----------	----------	----

#### TUBULAR DEC 6

<b>LED</b>		230V	≈ 8W	> 1200lm	<b>TBD6</b>	<b>A</b>	<b>10</b>	<b>N</b>	.	.	.	<b>X</b>	..
			≈ 18W	> 2400lm	<b>TBD6</b>	<b>A</b>	<b>20</b>	<b>N</b>	.	.	.	<b>X</b>	..
			≈ 24W	> 3200lm	<b>TBD6</b>	<b>A</b>	<b>30</b>	<b>N</b>	.	.	.	<b>X</b>	..

	HS ES-111	230V	GU10	100W	<b>TBD6</b>	<b>E</b>	<b>1C</b>	<b>X</b>	<b>X</b>	<b>X</b>	<b>X</b>	<b>X</b>	..
--	-----------	------	------	------	-------------	----------	-----------	----------	----------	----------	----------	----------	----

McAdam C3 · >44.000 h. L90 · >69.000 h. L80 · >79.000 h. L70 / CRI >85

DOWNLOAD COMPLETE TECHNICAL DATA AND FILES ON:

[ONOKLIGHTING.COM/EN/TUBULAR-DEC-5](https://onoklighting.com/en/tubular-dec-5)  
[ONOKLIGHTING.COM/EN/TUBULAR-DEC-6](https://onoklighting.com/en/tubular-dec-6)

INFORMATION ABOUT PACKING SEE PAGE 324

#### LED CONTROL

	<b>N</b>	No Dimmable	TBD · A	..	<b>N</b>	.	.	.	.	..
	<b>F</b>	Dimmable 1-10V / Push	TBD 5	A	..	<b>F</b>	.	.	.	..
	<b>D</b>	Dimmable Dali	TBD 5	A	..	<b>D</b>	.	.	.	..

#### LED COLOUR TEMPERATURE

	<b>3</b>	3000° K	TBD · A	..	.	.	<b>3</b>	.	.	..
	<b>4</b>	4000° K	TBD · A	..	.	.	<b>4</b>	.	.	..

#### LED BEAM ANGLE

	<b>2</b>	Spot	TBD · A	..	.	.	.	<b>2</b>	.	..
	<b>3</b>	Medium	TBD · A	..	.	.	.	<b>3</b>	.	..
	<b>5</b>	Flood	TBD · A	..	.	.	.	<b>5</b>	.	..

#### LED COMPLEMENTS

	<b>X</b>	No difusser	TBD ·	.	..	.	.	.	.	<b>X</b>	..
--	----------	-------------	-------	---	----	---	---	---	---	----------	----

#### COLOURS

	<b>WS</b>	Satin White	TBD ·	.	..	.	.	.	.	.	<b>WS</b>
	<b>BS</b>	Satin Black	TBD ·	.	..	.	.	.	.	.	<b>BS</b>
	<b>PB</b>	Polished	TBD ·	.	..	.	.	.	.	.	<b>PB</b>
	<b>WG</b>	Satin White + Gold	TBD ·	.	..	.	.	.	.	.	<b>WG</b>
	<b>BG</b>	Satin Black + Gold	TBD ·	.	..	.	.	.	.	.	<b>BG</b>



# TUBULAR DEC

## 7 | 8

### SURFACE & PENDANTS

IP20



#### ES

Serie de plafones adosados a techo cilindricos realizados en aluminio y acero. Disponibles en 2 tamaños, para instalación en superficie o con adaptador a carril electrificado trifásico. Disponibles para lámparas GU10 y LED. Convertidor LED incluido.

#### EN

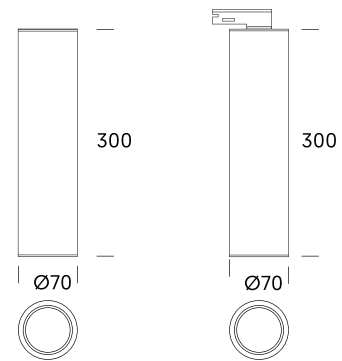
Surface cylindrical series available for three-phase track or ceiling installation. Made of aluminium and steel in 2 different sizes. Designed for GU10 and LED lamps. LED driver included

#### FR

Séries de plafonniers avec corps en aluminium et acier disponible en deux tailles. Montage sur patère ou rail triphasé avec adaptateur. Conçu pour LED et lampes GU10. Convertisseur LED inclus.

TUBULAR DEC 7

TUBULAR DEC 8



850°

#### TUBULAR DEC 7

<b>LED</b>	230V	≈ 6W	> 600lm	<b>TBD7</b>	<b>A</b>	<b>06</b>	.	.	<b>4</b>	.	..
		≈ 10W	> 1000lm	<b>TBD7</b>	<b>A</b>	<b>10</b>	.	.	<b>4</b>	.	..
PAR 16	230V	GU 10	50W	<b>TBD7</b>	<b>E</b>	<b>50</b>	<b>X</b>	<b>X</b>	<b>X</b>	<b>X</b>	..

#### TUBULAR DEC 8

<b>LED</b>	230V	≈ 6W	> 600lm	<b>TBD8</b>	<b>A</b>	<b>06</b>	<b>N</b>	.	<b>4</b>	.	..
		≈ 10W	> 1000lm	<b>TBD8</b>	<b>A</b>	<b>10</b>	<b>N</b>	.	<b>4</b>	.	..
PAR 16	230V	GU 10	50W	<b>TBD8</b>	<b>E</b>	<b>50</b>	<b>X</b>	<b>X</b>	<b>X</b>	<b>X</b>	..

McAdam C3 · >50.000 h. L90 / CRI >80

DOWNLOAD COMPLETE TECHNICAL DATA AND FILES ON:

[ONOKLIGHTING.COM/EN/TUBULAR-DEC-7](https://www.onoklighting.com/en/tubular-dec-7)  
[ONOKLIGHTING.COM/EN/TUBULAR-DEC-8](https://www.onoklighting.com/en/tubular-dec-8)

INFORMATION ABOUT PACKING SEE PAGE 324

#### LED CONTROL

<b>N</b>	No Dimmable	TBD · A · · <b>N</b> · · · ·
<b>C</b>	Dimmable IGBT / Triac	TBD7 · A · · <b>C</b> · · · ·
<b>F</b>	Dimmable 1-10V / Push	TBD7 · A · · <b>F</b> · · · ·

#### LED COLOUR TEMPERATURE

<b>3K</b>	<b>3</b>	3000° K	TBD · A · · · <b>3</b> · · ·
<b>4K</b>	<b>4</b>	4000° K	TBD · A · · · <b>4</b> · · ·

#### LED BEAM ANGLE

<b>4</b>	Medium	TBD · A · · · · <b>4</b> · ·
----------	--------	------------------------------

#### LED COMPLEMENTS

<b>B</b>	Clear Diffuser	TBD · A · · · · · <b>B</b> · ·
<b>A</b>	Ice Difusser	TBD · A · · · · · <b>A</b> · ·
<b>O</b>	Opal Difusser	TBD · A · · · · · <b>O</b> · ·

#### COLOURS

<b>WS</b>	<b>WS</b>	Satin White	TBD · · · · · · · <b>WS</b>
<b>BS</b>	<b>BS</b>	Satin Black	TBD · · · · · · · <b>BS</b>
<b>PB</b>	<b>PB</b>	Polished	TBD · · · · · · · <b>PB</b>
<b>WG</b>	<b>WG</b>	Satin White + Gold	TBD · · · · · · · <b>WG</b>
<b>BG</b>	<b>BG</b>	Satin Black + Gold	TBD · · · · · · · <b>BG</b>





# FLAT

## SURFACE & PENDANTS

IP20



### ES

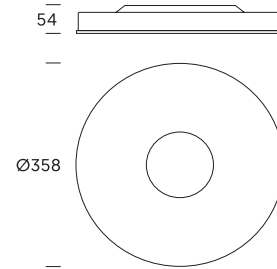
Plafón de superficie extrapano realizado en chapa de acero con cristal opal. Diseñado para lámpara fluorescente circular T5 de 55W. Equipo electrónico incluido.

### EN

Ultra thin steel surface luminaire with protective opal glass. Designed for 55W T5 fluorescent round lamps. Electronic equipment included.

### FR

Plafonnier en saillie ultra fin avec corps en acier et verre opale. Conçu pour lampe fluorescente circulaire T5 55W. Equipement électronique inclus.



### FLAT

T5-C 230V 2GX13 55W **FLXX**  **55** **N** **X** **9** . ..

DOWNLOAD COMPLETE TECHNICAL DATA AND FILES ON: [ONOKLIGHTING.COM/EN/FLAT](https://www.onoklighting.com/en/flat)

INFORMATION ABOUT PACKING SEE PAGE 324

### CONTROL

**N** No Dimmable FLXX  .. **N** . . . ..

### COLOUR TEMPERATURE

**X** No Temperature FLXX  .. . **X** . . . ..

### BEAM ANGLE

**9** Expansive FLXX  .. . . **9** . ..

### COMPLEMENTS

**G** Glass Difusser FLXX  .. . . . **G** ..

### COLOURS

**WS** Satin White FLXX  .. . . . . **WS**

**NB** Brushed Nickel FLXX  .. . . . . **NB**



# FLAT SQUARE

## SURFACE & PENDANTS

IP20

### ES

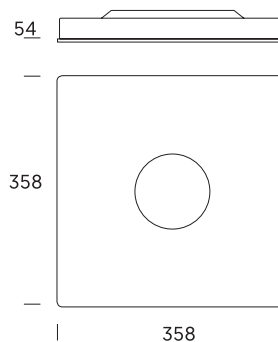

Plafón de superficie extrapano realizado en chapa de acero con cristal opal. Diseñado para lámpara fluorescente circular T5 de 55W. Equipo electrónico incluido.

### EN

Ultra thin steel surface luminaire with protective opal glass. Designed for 55W T5 fluorescent round lamps. Electronic equipment included.

### FR

Plafonnier en saillie ultra fin avec corps en acier et verre opale. Conçu pour lampe fluorescente circulaire T5 55W. Equipement électronique inclus.



850°

### FLAT SQUARE

T5-C 230V 2GX13 55W **FLSX**  **55** **N** **X** **9** • **WS**

DOWNLOAD COMPLETE TECHNICAL  
DATA AND FILES ON:  
**ONOKLIGHTING.COM/EN/FLAT-SQUARE**

INFORMATION ABOUT PACKING SEE PAGE 324

### CONTROL

**N** No Dimmable FLSX  .. **N** • • • ..

### COLOUR TEMPERATURE

**X** No Temperature FLSX  .. • **X** • • ..

### BEAM ANGLE

**9** Expansive FLSX  .. • • • **9** • ..

### COMPLEMENTS

**G** Glass Difusser FLSX  .. • • • • **G** ..

### COLOURS

**WS** Satin White FLSX  .. • • • • • **WS**



# FLAT PENDANT

## SURFACE & PENDANTS



IP20

### ES

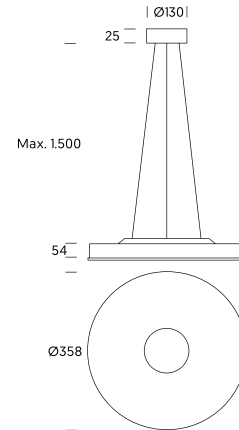
Colgante extrapano realizado en chapa de acero con cristal opal. Diseñado para lámpara fluorescente circular T5 de 55W. Equipo electrónico incluido.

### EN

Ultra thin steel surface luminaire with protective opal glass. Designed for 55W T5 fluorescent round lamps. Electronic equipment included.

### FR

Suspension ultra fin avec corps en acier et verre opale. Conçu pour lampe fluorescente circulaire T5 55W. Equipement électronique inclus.



850°

### FLAT PENDANT

T5-C 230V 2GX13 55W **FLXP**  **55** **N** **X** **9** . ..

DOWNLOAD COMPLETE TECHNICAL DATA AND FILES ON: **ONOKLIGHTING.COM/EN/FLAT-PENDANT**

INFORMATION ABOUT PACKING SEE PAGE 324

### CONTROL

**N** No Dimmable FLXP  .. **N** . . . ..

### COLOUR TEMPERATURE

**X** No Temperature FLXP  .. . **X** . . . ..

### BEAM ANGLE

**9** Expansive FLXP  .. . . **9** . . .

### COMPLEMENTS

**G** Glass Difusser FLXP  .. . . . **G** ..

### COLOURS

**WS** Satin White FLXP  .. . . . **WS**  
**NB** Brushed Nickel FLXP  .. . . . **NB**



# FLAT SQUARE PENDANT

## SURFACE & PENDANTS

IP20



### ES

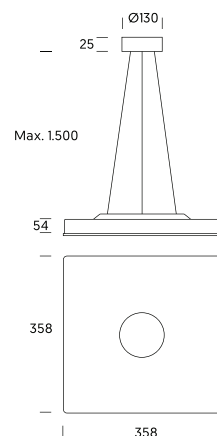
Colgante extrapano realizado en chapa de acero con cristal opal. Diseñado para lámpara fluorescente circular T5 de 55W. Equipo electrónico incluido.

### EN

Ultra thin steel pendant luminaire with protective opal glass. Designed for 55W T5 fluorescent round lamps. Electronic equipment included.

### FR

Suspension ultra fin avec corps en acier et verre opale. Conçu pour lampe fluorescente circulaire T5 55W. Equipement électronique inclus.



850°

### FLAT SQUARE

T5-C 230V 2GX13 55W FLSP O 55 N X 9 • WS

DOWNLOAD COMPLETE TECHNICAL  
DATA AND FILES ON:

[ONOKLIGHTING.COM/EN/FLAT-SQUARE-PENDANT](https://onoklighting.com/en/flat-square-pendant)

INFORMATION ABOUT PACKING SEE PAGE 324

### CONTROL

**N** No Dimmable FLSP  .. **N** . . . .

### COLOUR TEMPERATURE

**X** No Temperature FLSP  .. . **X** . . . .

### BEAM ANGLE

**9** Expansive FLSP  .. . . **9** . . . .

### COMPLEMENTS

**G** Glass Difusser FLSP  .. . . . **G** .. . .

### COLOURS

**WS** Satin White FLSP  .. . . . . **WS** .. . .





# DONUT

## SURFACE & PENDANTS

IP20



### ES

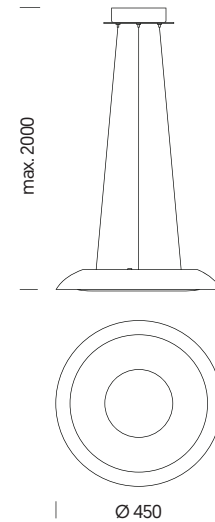
Colgante extrapano realizado en chapa de acero con cristal opal. Diseñado para lámpara fluorescente circular T5 de 55W. Equipo electrónico incluido.

### EN

Ultra thin steel pendant luminaire with protective opal glass. Designed for 55W T5 fluorescent round lamps. Electronic equipment included.

### FR

Suspension ultra fin avec corps en acier et verre opale. Conçu pour lampe fluorescente circulaire T5 55W. Equipement électronique inclus.



850°

### FLAT SQUARE

T5-C 230V 2GX13 55W **DNUT O 55 N X 9 A WS**

DOWNLOAD COMPLETE TECHNICAL DATA AND FILES ON:  
**ONOKLIGHTING.COM/EN/DONUT**

INFORMATION ABOUT PACKING SEE PAGE 324

### CONTROL

**N** No Dimmable DNUT O .. **N** . . . ..

### COLOUR TEMPERATURE

**X** No Temperature DNUT O .. . **X** . . . ..

### BEAM ANGLE

**9** Expansive DNUT O .. . . **9** . . .

### COMPLEMENTS

**A** Ice Difusser DNUT O .. . . . **A** ..

### COLOURS

**WS** Satin White DNUT O .. . . . **WS**



# PLANE

## SURFACE & PENDANTS



### IP33

#### ES

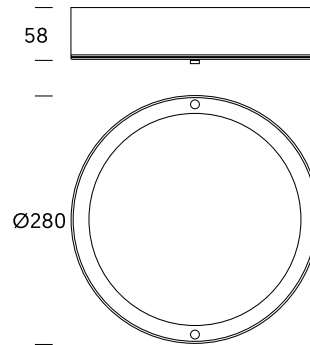
Downlight de superficie con reflector de forma circular realizado en aluminio. Diseñado para lámparas de fluorescencia compacta de 26W. Cristal de protección con grado de confort visual.

#### EN

Surface steel luminaire with circular reflector and protective glass for extra visual comfort. Designed for compact 26W fluorescent lamps.

#### FR

Plafonnier en saillie avec réflecteur circulaire en aluminium. Conçu pour lampes fluorescentes compactes 26W. Verre de protection offrant un grand confort visuel.



85°

#### PLANE

TC-TEL 230V G 24-q3 2 x 26W **PLNE I GA N X 9 G WS**

DOWNLOAD COMPLETE TECHNICAL DATA AND FILES ON:  
**ONOKLIGHTING.COM/EN/PLANE**

INFORMATION ABOUT PACKING SEE PAGE 324

#### CONTROL



**N**

No Dimmable

PLNE . . . **N** . . . .

#### COLOUR TEMPERATURE



**X**

No Temperature

PLNE . . . . **X** . . . .

#### BEAM ANGLE



**9**

Expansive

PLNE . . . . . **9** . . . .

#### COMPLEMENTS



**G**

Glass Diffuser

PLNE . . . . . **G** . . . .

#### COLOURS



**WS**

Satin White

PLNE . . . . . **WS** . . . .



# CUBE STRAIGHT

## SURFACE & PENDANTS



### IP20

#### ES

Luminaria realizada en extrusión de aluminio. Disponible para lámpara dicróica o LED de Ø50mm.

#### EN

Recessed spotlight. Made of extruded aluminium. Available for Ø50mm. dichroic lamp or LED.

#### FR

Luminaire en extrusion d'aluminium. Pour 1 ampoule dycroïque ou LED de Ø50mm.



### CUBE STRAIGHT

<b>LED</b>	230V	≈ 6W	> 600lm	<b>CBES</b>	<b>A</b>	<b>06</b>	•	•	<b>4</b>	•	••
		≈ 10W	> 1000lm	<b>CBES</b>	<b>A</b>	<b>10</b>	•	•	<b>4</b>	•	••
PAR 16	230V	GU 10	50W	<b>CBES</b>	<b>E</b>	<b>50</b>	<b>X</b>	<b>X</b>	<b>X</b>	<b>X</b>	••

McAdam C3 · >50.000 h. L90 / CRI >80

DOWNLOAD COMPLETE TECHNICAL DATA AND FILES ON:  
**ONOKLIGHTING.COM/EN/CUBE-STRAIGHT**

INFORMATION ABOUT PACKING SEE PAGE 324

### LED CONTROL

<b>N</b>	No Dimmable	CBES	A	••	<b>N</b>	•	•	•	••
<b>C</b>	Dimmable IGBT / Triac	CBES	A	••	<b>C</b>	•	•	•	••
<b>F</b>	Dimmable 1-10V / Push	CBES	A	••	<b>F</b>	•	•	•	••

### LED COLOUR TEMPERATURE

<b>3K</b>	<b>3</b>	3000° K	CBES	A	••	•	<b>3</b>	•	•	••
<b>4K</b>	<b>4</b>	4000° K	CBES	A	••	•	<b>4</b>	•	•	••

### LED BEAM ANGLE

<b>4</b>	<b>4</b>	Medium	CBES	A	••	•	•	<b>4</b>	•	••
----------	----------	--------	------	---	----	---	---	----------	---	----

### LED COMPLEMENTS

<b>B</b>	<b>B</b>	Clear Diffuser	CBES	A	••	•	•	•	<b>B</b>	••
----------	----------	----------------	------	---	----	---	---	---	----------	----

### COLOURS

<b>WS</b>	<b>WS</b>	Satin White	CBES	•	••	•	•	•	•	<b>WS</b>
<b>BS</b>	<b>BS</b>	Satin Black	CBES	•	••	•	•	•	•	<b>BS</b>
<b>AL</b>	<b>AL</b>	Aluminium	CBES	•	••	•	•	•	•	<b>AL</b>





# **WALL LIGHTS**





# WALL LIGHTS

## SURFACES



**RING**  
P. 260



**ELE**  
P. 262



**CUBE WALL**  
P. 264

## RECESSED



**400**  
P. 266



**411**  
P. 268



# RING

## WALL LIGHTS

IP20



### ES

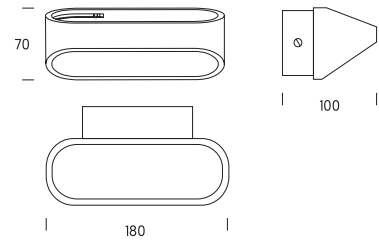
Aplique de pared realizado en aluminio para LED de alto rendimiento con un diseño sencillo y minimalista. Ofrece un suave baño de pared en 2 direcciones. Convertidor LED incluido.

### EN


Aluminium wall light with glass protection for high performance LED. Simple and minimalist design offering soft wall lighting in two directions. LED driver included.

### FR

Applique murale en aluminium avec verre de protection. Conçu pour LED à haute performance avec convertisseur inclus. Son style épuré offre une lumière très douce vers le haut et vers le bas.



### POWER

**LED**  230V  $\approx$  7W > 417lm **RING A 07 N 3 9 X WS**

CRI >80

DOWNLOAD COMPLETE TECHNICAL DATA AND FILES ON: [ONOKLIGHTING.COM/EN/RING](http://ONOKLIGHTING.COM/EN/RING)

INFORMATION ABOUT PACKING SEE PAGE 324

### LED CONTROL

 **N** No Dimmable RING A .. **N** . . . .

### LED COLOUR TEMPERATURE

 **3** 3000° K RING A .. . **3** . . . .

### LED BEAM ANGLE


 **9** Expansive RING A .. . . **9** . .

### LED COMPLEMENTS

 **X** No difusser RING A .. . . . **X** ..

### COLOURS

 **WS** Satin White RING A .. . . . . **WS**



# ELE

## WALL LIGHTS

IP20



### ES

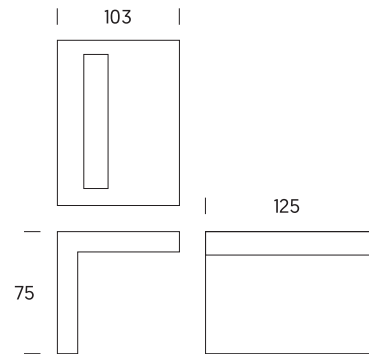
Aplicador de pared realizado en aluminio con cristal de protección para LED de alto rendimiento con un diseño sencillo y minimalista. Ofrece un suave baño de pared hacia el techo. Convertidor LED incluido.

### EN

Aluminium wall light with glass protection for high performance LED. Simple and minimalist design offering soft wall lighting towards the ceiling. LED driver included.

### FR

Applique murale en aluminium avec verre de protection. Conçu pour LED à haute performance avec convertisseur inclus. Son style épuré offre une lumière très douce vers le haut.



850°

### POWER

**LED** 230V ≈ 7W > 417lm **ELEL A 07 N 3 9 B WS**

CRI >80

DOWNLOAD COMPLETE TECHNICAL  
DATA AND FILES ON:  
**ONOKLIGHTING.COM/EN/ELE**

INFORMATION ABOUT PACKING SEE PAGE 324

### LED CONTROL

 **N** No Dimmable ELEL A \*\* **N** . . . .

### LED COLOUR TEMPERATURE

 **3** 3000° K ELEL A \*\* . . **3** . . . .

### LED BEAM ANGLE

 **9** Expansive ELEL A \*\* . . . . **9** . . . .

### LED COMPLEMENTS

 **B** Clear Diffuser ELEL A \*\* . . . . **B** . . . .

### COLOURS

 **WS** Satin White ELEL A \*\* . . . . **WS** . . . .



# CUBE WALL

## WALL LIGHTS

IP20



### ES

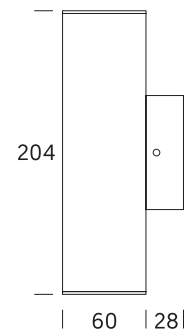
Aplicque de pared realizado en aluminio de extrusión, para lámpara GU10 y LED. Con sistema de cambio de lámpara muy sencillo, ofrece una iluminación indirecta de calidad.

### EN

Wall bracket in pressed aluminium for lamp GU and LED. With an easy changing lamp system, offers an indirect quality light.

### FR

Applique murale en aluminium extrudé avec ampoule GU10 et LED. Elle est équipée d'un système de remplacement d'ampoule très aisé. Elle propose un éclairage indirect de qualité.



850°

### POWER

PAR 16 230V GU 10 2 x 50W **CUBW E 50 X X X X ..**

DOWNLOAD COMPLETE TECHNICAL DATA AND FILES ON:  
**ONOKLIGHTING.COM/EN/CUBE-WALL**

INFORMATION ABOUT PACKING SEE PAGE 324

### CONTROL

**X** No Driver CUBW E .. **X** . . . ..

### LED COLOUR TEMPERATURE

**X** No Temperature CUBW E .. . **X** . . . ..

### BEAM ANGLE

**X** No Angle CUBW E .. . . **X** . . . ..

### COMPLEMENTS

**X** No Complement CUBW E .. . . . **X** ..

### COLOURS

<input checked="" type="checkbox"/> <b>WS</b>	<b>WS</b>	Satin White	CUBW E .. . . . . <b>WS</b>
<input checked="" type="checkbox"/> <b>BS</b>	<b>BS</b>	Satin Black	CUBW E .. . . . . <b>BS</b>
<input checked="" type="checkbox"/> <b>AL</b>	<b>AL</b>	Aluminium	CUBW E .. . . . . <b>AL</b>





# 400

## WALL LIGHTS

**IP33 EXT** + DIFFUSER    **IP20 EXT** - DIFFUSER



### ES

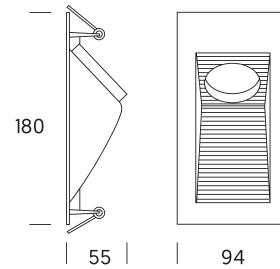
Bañador de pared de aluminio inyectado. Disposición inclinada de la lámpara, posibilidad de iluminar tanto paredes como techos o suelos. Opción de cajón de empotramiento que facilita su instalación.

### EN

Square shape in-wall lamp, made in aluminium. Genuine product for corridors, lobbies halls, etc. There is also available a frame that enables easier installation.

### FR

Encastré de "Cheminement" en aluminium. Que vous éclairiez le mur, le plancher ou le plafond, le modèle 400 trouvera toujours sa place. Un cadre d'encastrement mural est disponible en option.



850° | 120 | 79x158

400

<b>LED</b>	230V ≈ 6W	> 600lm	<b>400X A 06 N • 4 • ..</b>
QR-CBC 51	12V GU 5.3	50W	<b>400X D 50 X X X • ..</b>
PAR 16	230V GU 10	50W	<b>400X E 50 X X X • ..</b>

McAdam C3 · >50.000 h. L90 / CRI >80



Marco de empotrar / Embedment Frame 400

DOWNLOAD COMPLETE TECHNICAL DATA AND FILES ON: [ONOKLIGHTING.COM/EN/400](http://ONOKLIGHTING.COM/EN/400)

INFORMATION ABOUT PACKING SEE PAGE 324

### LED CONTROL

<b>N/DM</b>	<b>N</b>	No Dimmable	400X A .. <b>N</b> • • • ..
-------------	----------	-------------	-----------------------------

### LED COLOUR TEMPERATURE

<b>3K</b>	<b>3</b>	3000° K	400X A .. • <b>3</b> • • • ..
<b>4K</b>	<b>4</b>	4000° K	400X A .. • <b>4</b> • • • ..

### LED BEAM ANGLE


<b>4</b>	<b>4</b>	Medium	400X A .. • • • <b>4</b> • ..
----------	----------	--------	-------------------------------

### LED COMPLEMENTS

<b>X</b>	<b>X</b>	No Complement	400X • .. • • • • <b>X</b> ..
<b>G</b>	<b>G</b>	Glass Difusser	400X • .. • • • • <b>G</b> ..

### COLOURS

<b>WS</b>	<b>WS</b>	Satin White	400X • .. • • • • • <b>WS</b>
<b>AL</b>	<b>AL</b>	Aluminium	400X • .. • • • • • <b>AL</b>



# 411

## WALL LIGHTS

**IP33 EXT** + DIFFUSER  
**IP20 EXT** - DIFFUSER



### ES

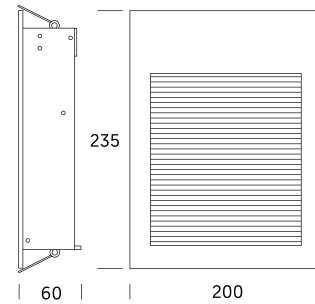
Luminaria empotrable tipo bañador de pared, para lámpara de bajo consumo. Rápido y fácil sistema de cambio de lámpara. Posibilidad de cajón de empotramiento que facilita su instalación.

### EN

Square shape in-wall light. For energy saving bulb (PLC), with a tilting lampholder that allows a fast and easy lamp replacement. Frame component available wich makes installation easier.

### FR

Encastré de "Cheminement". Il peut recevoir une ampoule fluorescente de basse energie jusqu'a 18W. Avec un système innovant du montage et démontage de la lampe. Un cadre d'encastrement mural est disponible en option.



850° | 70 | 178x220

411

TC-D | 230V G24-d2 | 18W | 411X | I | GD | N | X | 9 | • | AL



Marco de empotrar / Embedment Frame 411

DOWNLOAD COMPLETE TECHNICAL DATA AND FILES ON:  
[ONOKLIGHTING.COM/EN/411](http://ONOKLIGHTING.COM/EN/411)

INFORMATION ABOUT PACKING SEE PAGE 324

### CONTROL

N/DM | **N** | No Dimmable | 411X | • | •• | **N** | • | • | • | •

### LED COLOUR TEMPERATURE

| **X** | No Temperature | 411X | • | •• | • | **X** | • | • | •

### BEAM ANGLE

| **9** | Expansive | 411X | • | •• | • | • | **9** | • | •


### COMPLEMENTS

| **X** | No Complements | 411X | • | •• | • | • | • | **X** | •

| **G** | Glass Difusser | 411X | • | •• | • | • | • | **G** | •

### COLOURS

| **AL** | Aluminium | 411X | • | •• | • | • | • | • | **AL**





# **OUTDOORS LED STRIPS**

# OUTDOOR

## WALL LIGHTS



**RINGEX**  
P. 274



**CUBEX**  
P. 276



**GROOVE**  
P. 278

## OUTDOOR



**TOPO**  
P. 280



**TOPO  
GLASS**  
P. 282



**TOPO Q**  
P. 284



**TOPO  
GLASS Q**  
P. 286



**TOPO 3**  
P. 288



**TOPO 6**  
P. 290

# LED STRIPS



**TLED  
05  
P. 292**



**TLED  
14  
P. 292**



**TLED  
20  
P. 292**



**LINE MINI P 10  
LINE MINI P 15  
P. 294**



**LINE MINI E 7  
LINE MINI E 15  
P. 296**





# RINGEX

## OUTDOOR

IP65



### ES

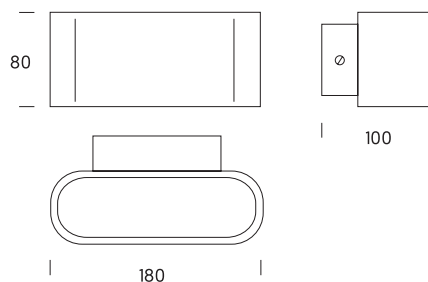
Aplicador de pared exterior realizado en aluminio para LED de alto rendimiento con cristal de protección con un diseño sencillo y minimalista. Ofrece un suave baño de pared en 2 direcciones. Convertidor LED incluido.

### EN


Outdoor aluminium wall light with glass protection for high performance LED. Simple and minimalist design offering soft wall lighting in two directions. LED driver included.

### FR

Applique murale extérieure en aluminium avec verre de protection. Conçu pour LED à haute performance avec convertisseur inclus. Son style épuré offre une lumière très douce vers le haut. Convertisseur LED inclus.



RINGEX

**LED**  230V LED > 417lm **RINE A 07 N 3 9 B WS**

CRI >80

DOWNLOAD COMPLETE TECHNICAL DATA AND FILES ON:  
**ONOKLIGHTING.COM/EN/RINGEX**

INFORMATION ABOUT PACKING SEE PAGE 324

### LED CONTROL

 **N** No Dimmable RINE • • • **N** • • • • •

### LED COLOUR TEMPERATURE

 **3** 3000° K RINE • • • • **3** • • • • •

### LED BEAM ANGLE

 **9** Expansive RINE • • • • • **9** • • • • •

### LED COMPLEMENTS

 **B** Clear Difusser RINE • • • • • **B** • • • • •

### COLOURS

 **WS** Satin White RINE • • • • • **WS** • • • • •



# CUBEX

## OUTDOOR

IP65



### ES

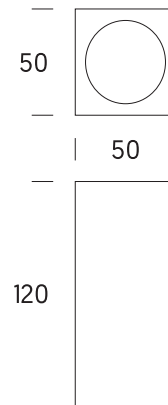
Aplicque de pared exterior realizado en aluminio para LED de alto rendimiento con cristal de protección con un diseño sencillo y minimalista. Ofrece un suave baño de pared en 2 direcciones. Convertidor LED incluido.

### EN

Outdoor aluminium wall light with glass protection for high performance LED. Simple and minimalist design offering soft wall lighting in two directions. LED driver included.


### FR

Applique murale extérieure en aluminium avec verre de protection. Conçu pour LED à haute performance avec convertisseur inclus. Son style épuré offre une lumière très douce vers le haut. Convertisseur LED inclus.



 850°

CUBEX

**LED**  230V LED 2 x 3W **CUBX A 08 N 3 9 B WS**

CRI >80

DOWNLOAD COMPLETE TECHNICAL  
DATA AND FILES ON:  
[ONOKLIGHTING.COM/EN/CUBEX](http://ONOKLIGHTING.COM/EN/CUBEX)

INFORMATION ABOUT PACKING SEE PAGE 324

### LED CONTROL

 **N** No Dimmable CUBX A **08 N** . . . ..

### LED COLOUR TEMPERATURE

 **3** 3000° K CUBX A **08** . **3** . . . ..

### LED BEAM ANGLE


 **9** Expansive CUBX A **08** . . . **9** . ..

### LED COMPLEMENTS

 **B** Clear Difusser CUBX A **08** . . . . **B** ..

### COLOURS

 **WS** Satin White CUBX A **08** . . . . **WS**



# GROOVE

## OUTDOOR

IP67



### ES

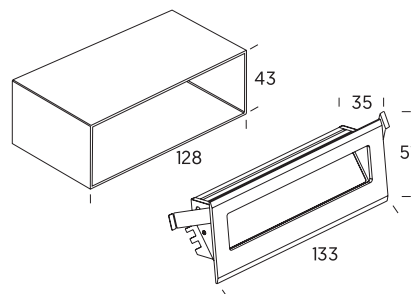
Empotrable de pared exterior de reducido tamaño fabricado en aluminio con cristal opalizado asimétrico para LED de alto rendimiento, dispone de caja para empotrar de metacrilato. Ideal para una iluminación decorativa y de balizamiento. Convertidor LED remoto para alojar en el interior de la caja de empotrar.

### EN

Outdoor aluminium recessed wall light with opal asymmetric diffuser. Designed for high performance LED. Methacrylate recesser box with remote LED driver. Ideal for decorative or path lighting.

### FR

Encastré mural extérieur de taille réduite conçu pour LED à haute définition en aluminium avec verre opale asymétrique. Boîte d'encastrement en méthacrylate incluse. Idéale pour l'éclairage décoratif et le balisage. Convertisseur LED pour mettre à l'intérieur de la boîte d'encastrement.



850°

GROOVE

**LED**  24V LED 3W **GROO A 03 N 3 9 O SS**

CRI >80

DOWNLOAD COMPLETE TECHNICAL DATA AND FILES ON:  
**ONOKLIGHTING.COM/EN/GROOVE**

INFORMATION ABOUT PACKING SEE PAGE 324

### LED CONTROL



**N**

No Dimmable

GROO A **03 N** . . . . .

### LED COLOUR TEMPERATURE



**3**

3000° K

GROO A **03 . 3** . . . . .

### LED BEAM ANGLE



**9**

Expansive

GROO A **03 . . 9** . . . . .

### LED COMPLEMENTS



**O**

Opal Difusser

GROO A **03 . . . . O** . . . . .

### COLOURS



**SS**

Stainless Steel

GROO A **03 . . . . SS** . . . . .



# TOPO

## OUTDOOR

IP67



### ES

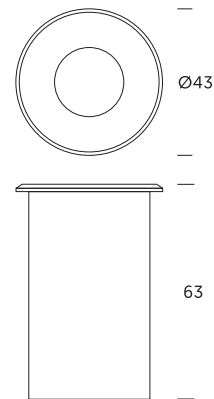
Empotrable de suelo o pared exterior de reducido tamaño fabricado en acero inoxidable AISI 316 con difusor opal para LED con una excelente distribución de la luz. Convertidor LED remoto. Máximo 6 unidades por fuente de alimentación.

### EN

Outdoor recessed LED luminaire suitable for both wall and ground. AISI 316 stainless steel with opal diffuser and excellent light distribution. Remote LED driver. Maximum 6 units per driver.

### FR

Encastré de sol ou mural extérieur de taille réduite en acier inoxydable AISI 316 avec diffuseur opale pour LED qui offrant une excellente distribution de la lumière.



850°

TOPO 01



CRI >80

DOWNLOAD COMPLETE TECHNICAL DATA AND FILES ON:  
[ONOKLIGHTING.COM/EN/TOPO-1](http://ONOKLIGHTING.COM/EN/TOPO-1)

INFORMATION ABOUT PACKING SEE PAGE 324

### LED CONTROL

NO	X	Not included*	TOP1	A	01	X	.	.	.	.	..
----	---	---------------	------	---	----	---	---	---	---	---	----

### LED COLOUR TEMPERATURE

3K	3	3000° K	TOP1	A	01	.	3	.	.	.	..
6K	6	6000° K	TOP1	A	01	.	6	.	.	.	..
COLD	A	Blue**	TOP1	A	01	.	A	.	.	.	..

### LED BEAM ANGLE

4	4	Medium	TOP1	A	01	.	.	.	4	.	..
---	---	--------	------	---	----	---	---	---	---	---	----

### LED COMPLEMENTS


O	O	Opal Difusser	TOP1	A	01	.	.	.	.	O	..
---	---	---------------	------	---	----	---	---	---	---	---	----

### COLOURS

SS	SS	Stainless Steel	TOP1	A	01	.	.	.	.	SS
----	----	-----------------	------	---	----	---	---	---	---	----

\*OPTIONAL DRIVER RECOMMENDED: CDRVT150NMABT · 350Ma · Max. 6 un. x driver

\*\*Optional, please consult





# TOPO GLASS

OUTDOOR

IP67



## ES

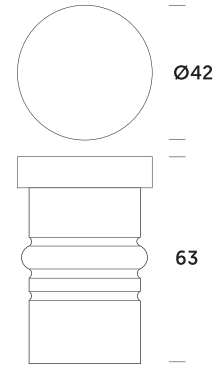
Empotrable de suelo o pared exterior de reducido tamaño fabricado en acero inoxidable con difusor de vidrio mate para LED con una excelente distribución de la luz. Convertidor LED remoto. Máximo 6 unidades por fuente de alimentación.

## EN

Outdoor recessed LED luminaire suitable for both wall and ground. AISI 316 stainless steel with matt glass diffuser and excellent light distribution. Remote LED driver. Maximum 6 units per driver.

## FR

Encastré de sol ou mural extérieur de taille réduite en acier inoxydable avec diffuseur opale pour LED offrant une excellente distribution de la lumière.



850°

TOPO GLASS



CRI >80

DOWNLOAD COMPLETE TECHNICAL DATA AND FILES ON:  
[ONOKLIGHTING.COM/EN/TOPO-GLASS](http://ONOKLIGHTING.COM/EN/TOPO-GLASS)

INFORMATION ABOUT PACKING SEE PAGE 324

## LED CONTROL

no	X	Not included*	TOG1 A 01 X . . . . ..
----	---	---------------	------------------------

## LED COLOUR TEMPERATURE

3K	3	3000° K	TOG1 A 01 . 3 . . . ..
6K	6	6000° K	TOG1 A 01 . 6 . . . ..
COLD	A	Blue**	TOG1 A 01 . A . . . ..

## LED BEAM ANGLE

4	4	Medium	TOG1 A 01 . . 4 . . ..
---	---	--------	------------------------

## LED COMPLEMENTS

O	O	Opal Difusser	TOPQ A 01 . . . . O ..
---	---	---------------	------------------------

## COLOURS

AL	AL	Aluminium	TOG1 A 01 . . . . AL
----	----	-----------	----------------------

\*OPTIONAL DRIVER RECOMMENDED: CDRVT150NMABT - 350Ma - Max. 6 un. x driver

\*\*Optional, please consult



# TOPO Q

## OUTDOOR

IP67



### ES

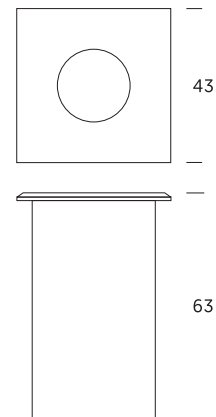
Empotrable de suelo o pared exterior de reducido tamaño fabricado en acero inoxidable AISI 316 con difusor opal para LED con una excelente distribución de la luz. Convertidor LED remoto. Máximo 6 unidades por fuente de alimentación.

### EN

Outdoor recessed LED luminaire suitable for both wall and ground. AISI 316 stainless steel with opal diffuser and excellent light distribution. Remote LED driver. Maximum 6 units per driver.

### FR

Encastré de sol ou mural extérieur de taille réduite en acier inoxydable AISI 316 avec diffuseur opale pour LED qui offrant une excellente distribution de la lumière.



850°

### TOPO 1 Q

**LED**  24V LED 1W **TOPQ A 01 X . 4 O SS**

CRI >80

DOWNLOAD COMPLETE TECHNICAL DATA AND FILES ON:  
**ONOKLIGHTING.COM/EN/TOPO-1-Q**

INFORMATION ABOUT PACKING SEE PAGE 324

### LED CONTROL

<b>NO</b>	<b>X</b>	Not included*	TOPQ A <b>01 X . . . . .</b>
-----------	----------	---------------	------------------------------

### LED COLOUR TEMPERATURE

<b>3K</b>	<b>3</b>	3000° K	TOPQ A <b>01 . 3 . . . .</b>
<b>6K</b>	<b>6</b>	6000° K	TOPQ A <b>01 . 6 . . . .</b>
<b>COLD</b>	<b>A</b>	Blue**	TOPQ A <b>01 . A . . . .</b>

### LED BEAM ANGLE

	<b>4</b>	Medium	TOPQ A <b>01 . . . 4 . .</b>
---	----------	--------	------------------------------

### LED COMPLEMENTS

	<b>O</b>	Opal Difusser	TOPQ A <b>01 . . . . O . .</b>
---	----------	---------------	--------------------------------

### COLOURS

<b>SS</b>	<b>SS</b>	Stainless Steel	TOPQ A <b>01 . . . . . SS</b>
-----------	-----------	-----------------	-------------------------------

\*OPTIONAL DRIVER RECOMMENDED: CDRVT150NMABT · 350Ma · Max. 6 un. x driver

\*\*Optional, please consult



# TOPO GLASS Q

OUTDOOR

IP67



## ES

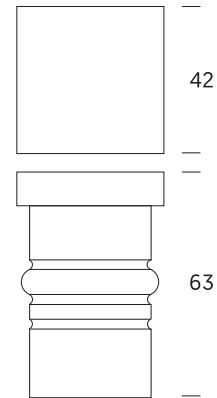
Empotrable de suelo o pared exterior de reducido tamaño fabricado en acero inoxidable con difusor de vidrio mate para LED con una excelente distribución de la luz. Convertidor LED remoto. Máximo 6 unidades por fuente de alimentación.

## EN

Outdoor recessed LED luminaire suitable for both wall and ground. AISI 316 stainless steel with matt glass diffuser and excellent light distribution. Remote LED driver. Maximum 6 units per driver.

## FR

Encastré de sol ou mural extérieur de taille réduite en acier inoxydable avec diffuseur opale pour LED offrant une excellente distribution de la lumière.



850°

TOPO GLASS Q



24V LED 1W

TOGQ A 01 X . 4 O AL

CRI >80

DOWNLOAD COMPLETE TECHNICAL DATA AND FILES ON:

[ONOKLIGHTING.COM/EN/TOPO-GLASS-Q](https://onoklighting.com/en/topo-glass-q)

INFORMATION ABOUT PACKING SEE PAGE 324

## LED CONTROL

NO **X** Not included\* TOGQ A **01 X** . . . . ..

## LED COLOUR TEMPERATURE

3K **3** 3000° K TOGQ A **01** . **3** . . . . ..

6K **6** 6000° K TOGQ A **01** . **6** . . . . ..

COLD **A** Blue\*\* TOGQ A **01** . **A** . . . . ..

## LED BEAM ANGLE

4° **4** Medium TOGQ A **01** . . . **4** . . ..

## LED COMPLEMENTS

O Opal Difusser TOGQ A **01** . . . . **O** ..

## COLOURS

AL **AL** Aluminium TOG1 A **01** . . . . **AL**

\*OPTIONAL DRIVER RECOMMENDED: CDRVT150NMABT - 350Ma - Max. 6 un. x driver


\*\*Optional, please consult



# TOPO 3

## OUTDOOR

IP67



### ES

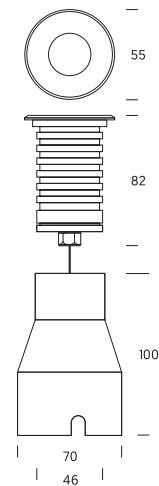
Empotrable de suelo exterior de reducido tamaño fabricado en fundición de aluminio, con aro exterior de acero inoxidable AISI 316 y caja de empotrar de metacrilato con espacio suficiente para alojar el cableado. Disponible en 4 ángulos de apertura distintos. Directo a 220V.

### EN

Outdoor aluminium recessed ground luminaire with outer covering in AISI 316 stainless steel. Methacrylate recesser box with sufficient space for connecting cables. Choice of 4 different beam reflectors. Direct to 220V.

### FR

Encastré de sol extérieur de taille réduite avec 3 optiques au choix. Corps en aluminium moulé et extérieur fini en acier inoxydable AISI 316. Boîte d'encastrement en méthacrylate incluse avec l'espace nécessaire pour insérer les câbles de connexion. Directe à 220V.



850°

TOPO 3



230V LED 4W

TOP3 A 03 X . . B SS

CRI >80

DOWNLOAD COMPLETE TECHNICAL DATA AND FILES ON:  
**ONOKLIGHTING.COM/EN/TOPO-3**

INFORMATION ABOUT PACKING SEE PAGE 324

### LED CONTROL

X No Control TOP3 A 03 X . . . . ..

### LED COLOUR TEMPERATURE

3K 3 3000° K TOP3 A 03 . 3 . . . . ..

4K 4 4000° K TOP3 A 03 . 4 . . . . ..

### LED BEAM ANGLE

1° 1 Spot TOP3 A 03 . . 1 . . . . ..

2° 2 Medium TOP3 A 03 . . 2 . . . . ..

4° 4 Flood TOP3 A 03 . . 4 . . . . ..

6° 6° Wide Flood TOP3 A 03 . . 6 . . . . ..

### LED COMPLEMENTS

B Clear Diffuser TOP3 A 03 . . . . B . . . . ..

### COLOURS

SS SS Stainless Steel TOP3 A 03 . . . . . SS . . . . ..

\*Optional, please consult





# TOPO 6

## OUTDOOR

IP67



### ES

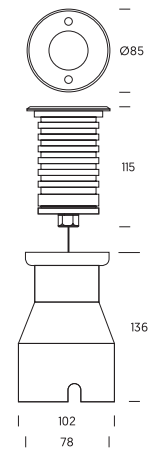
Empotrable de suelo exterior fabricado en fundición de aluminio, con aro exterior de acero inoxidable AISI 316 y caja de empotrar de metacrilato con espacio suficiente para alojar el cableado. Disponible en 3 ángulos de aperura distintos.

### EN

Outdoor aluminium recessed ground luminaire with outer covering in AISI 316 stainless steel. Methacrylate recesser box with sufficient space for connecting cables. Choice of 3 different beam reflectors.

### FR

Encastré de sol extérieur de taille réduite avec 3 optiques au choix. Corps en aluminium moulé et extérieur fini en acier inoxydable AISI 316. Boîte d'encastrement en méthacrylate inclue avec l'espace nécessaire insérer les câbles de connexion.



### TOPO 6

**LED** 24v LED 7W **TOP6 A 06 X . . B SS**

CRI >80

\*OPTIONAL DRIVER RECOMMENDED:

\* Constant Voltage Drivers 24V

REF.	POWER	IP	SIZES
CDRVT202NGAB	20W/24V	IP67	118 x 35 x 26
CDRVT352NGAB	35W/24V	IP67	148 x 40 x 30
CDRVT602NGAB	60W/24V	IP67	162,5 x 42,5 x 32
CDRVT1C2NGAB	100W/24V	IP67	190 x 52 x 37
CDRVTCD2NGAB	150W/24V	IP67	222,2 x 68 x 38,8

DOWNLOAD COMPLETE TECHNICAL DATA AND FILES ON:  
**ONOKLIGHTING.COM/EN/TOPO-6**

INFORMATION ABOUT PACKING SEE PAGE 324

### LED CONTROL

**NO** **X** Not included TOP6 A **06 X** . . . . .

### LED COLOUR TEMPERATURE

**3K** **3** 3000° K TOP6 A **06** . **3** . . . . .

**4K** **4** 4000° K TOP6 A **06** . **4** . . . . .

### LED BEAM ANGLE

**1** **1** Spot TOP6 A **06** . . . **1** . . . . .

**2** **2** Medium TOP6 A **06** . . . **2** . . . . .

**4** **4** Flood TOP6 A **06** . . . **4** . . . . .

### LED COMPLEMENTS

**B** **B** Clear Difusser TOP6 A . . . . . **B** . . . . .

### COLOURS

**SS** **SS** Stainless Steel TOP6 A **06** . . . . . **SS**



# TLED

## 05 | 14 | 20

### LED STRIPS

IP20 IP62



#### ES

Tiras de LED de alto rendimiento lumínico con protección IP62 idónea para instalaciones en interior y lugares húmedos para algunos modelos (otros IP20). Imprescindible instalar sobre perfil de aluminio para su correcta disipación. Incorpora cinta auto-adhesiva 3M de alto agarre. Ahorro energético por su bajo consumo eléctrico.

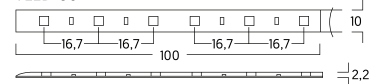
#### EN

IP62 high performance LED strips for indoor use and humid areas for some models (others IP20). Must be mounted on aluminium profile to allow for correct heat dissipation. 3M adhesive tape incorporated. Energy saving due to low energy consumption.

#### FR

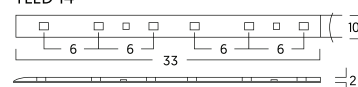
Rubans conçus pour LED à haute performance avec IP62 pour un usage intérieure ou dans des endroits humides pour certains modèles (IP20 pour autres). Il est obligatoire d'installer le ruban sur un profilé en aluminium afin de permettre une bonne dissipation de la chaleur. Bande adhesive 3M incorporée.

#### TLED 05



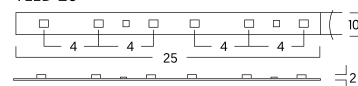
\* Para 24V se puede cortar cada 100mm - For 24V can be cut every 100mm.

#### TLED 14



\* Para 24V se puede cortar cada 33mm - For 24V can be cut every 33mm.

#### TLED 20



\* Para 24V se puede cortar cada 25mm - For 24V can be cut every 25mm.



#### LED STRIPS

	TLED 05 SDM3528 60 LED / m		24V*	LED	300lm/m	TLED	A	05	2	•	9	X	60
	TLED 14 SDM3528 180 LED / m		24V*	LED	900lm/m	TLED	A	14	2	•	9	X	..
	TLED 20 SDM3528 240 LED / m		24V*	LED	1300lm/m	TLED	A	20	2	•	9	X	20

\* Constant Voltage Drivers 24V

REF.	POWER	IP	SIZES
CDRVT202NGAB	20W/24V	IP67	118 x 35 x 26
CDRVT352NGAB	35W/24V	IP67	148 x 40 x 30
CDRVT602NGAB	60W/24V	IP67	162,5 x 42,5 x 32
CDRVTIC2NGAB	100W/24V	IP67	190 x 52 x 37
CDRVTCD2NGAB	150W/24V	IP67	222,2 x 68 x 38,8
CDRVTCD2NGAA	150W/24V	IP20	199 x 98 x 38

DOWNLOAD COMPLETE TECHNICAL DATA AND FILES ON:  
[ONOKLIGHTING.COM/EN/LED-STRIPS](http://ONOKLIGHTING.COM/EN/LED-STRIPS)

PROFILES AVAILABLE SEE PAGE 188 / PERFILES DISPONIBLES EN PÁGINA 188

INFORMATION ABOUT PACKING SEE PAGE 324

#### LED COLOUR TEMPERATURE

	2	2200 - 2400° K	TLED	•	••	•	•	2	•	•	••
	3	2800 - 3000° K	TLED	•	••	•	•	3	•	•	••
	4	4100 - 4300° K	TLED	•	••	•	•	4	•	•	••
	6	5000 - 5300° K	NO TLED20W TLED	•	••	•	•	6	•	•	••

#### BEAM ANGLE

	9	Expansive	TLED	•	••	•	•	9	•	••
--	---	-----------	------	---	----	---	---	---	---	----

#### DIFFUSER

	X	No Diffuser	TLED	•	••	•	•	•	•	X	••
--	---	-------------	------	---	----	---	---	---	---	---	----

#### IP

	20	IP 20	NO TLED 05	TLED	•	••	•	•	•	•	•	20
	60	IP 62	NO TLED 20	TLED	•	••	•	•	•	•	•	60



# LINE MINI P

## LED STRIPS

IP20



### ES

Perfiles de aluminio para interiores. Imprescindibles para mejorar la disipación de temperatura en las aplicaciones de tira de LED, mejorando su rendimiento y aumentando su vida útil. Diseño simple y acabado de alta calidad.

### EN

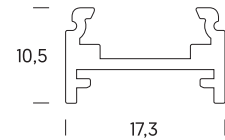
Surface aluminium indoor profiles. Essential for improving LED strip performance and lifespan as they allow for correct heat dissipation. Minimalist design with a high quality finish.

### FR

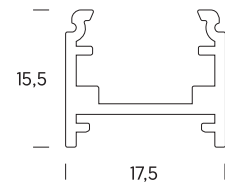
Profilé en saillie en aluminium pour l'intérieur. Essentiel pour la dissipation de chaleur dans les installation de rubans à LED, permettant une amélioration de leur performance et une durée de vie plus importante. Une conception simple avec une finition de haute qualité.



Line mini P10



Line mini P15



### LINE MINI P

Line Mini P10	<b>LNPM</b>	<b>X</b>	<b>10</b>	•	<b>X</b>	<b>X</b>	•	•
Line Mini P15	<b>LNPM</b>	<b>X</b>	<b>15</b>	•	<b>X</b>	<b>X</b>	•	•

### COMPLEMENTS

Line Mini P10	Top End	LNPT	<b>X</b>	<b>10</b>	<b>X</b>	<b>X</b>	<b>X</b>	<b>X</b>	•
	Staples/Soporte	LNPS	<b>X</b>	<b>10</b>	<b>X</b>	<b>X</b>	<b>X</b>	<b>X</b>	•
Line Mini P15	Top End	LNEPT	<b>X</b>	<b>15</b>	<b>X</b>	<b>X</b>	<b>X</b>	<b>X</b>	•
	Staples/Soporte	LNPS	<b>X</b>	<b>15</b>	<b>X</b>	<b>X</b>	<b>X</b>	<b>X</b>	•

### COLOURS

<b>WS</b>	<b>WS</b>	Satin White	LNPM	•	•	•	•	•	•	<b>WS</b>
<b>BS</b>	<b>BS</b>	Satin Black	LNPM	•	•	•	•	•	•	<b>BS</b>
<b>AL</b>	<b>AL</b>	Aluminium	LNPM	•	•	•	•	•	•	<b>AL</b>

### LENGHT

<b>1m</b>	<b>1</b>	1 m.	LNPM	•	•	<b>1</b>	•	•	•	•
<b>2m</b>	<b>2</b>	2 m.	LNPM	•	•	<b>2</b>	•	•	•	•

### PMMA COMPLEMENTS

	<b>B</b>	Clear Difusser	LNPM	•	•	•	•	•	<b>B</b>	•
	<b>O</b>	Opal Difusser	LNPM	•	•	•	•	•	<b>O</b>	•

### COLOURS

<b>WS</b>	<b>WS</b>	Satin White	LNPM	•	•	•	•	•	•	<b>WS</b>
<b>BS</b>	<b>BS</b>	Satin Black	LNPM	•	•	•	•	•	•	<b>BS</b>
<b>AL</b>	<b>AL</b>	Aluminium	LNPM	•	•	•	•	•	•	<b>AL</b>

DOWNLOAD COMPLETE TECHNICAL DATA AND FILES ON:  
[ONOKLIGHTING.COM/EN/LINE-MINI-P](http://ONOKLIGHTING.COM/EN/LINE-MINI-P)

LED STRIPS AVAILABLE SEE PAGE 292 / TIRAS LED DISPONIBLES EN PÁGINA 292  
INFORMATION ABOUT PACKING SEE PAGE 324



# LINE MINI E

## LED STRIPS

IP20



### ES

Perfiles empotrables de aluminio para interiores. Imprescindibles para mejorar la disipación de temperatura en las aplicaciones de tira de LED, mejorando su rendimiento y aumentando su vida útil. Diseño simple y acabado de alta calidad.

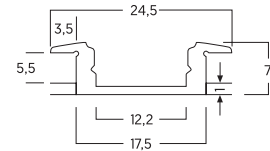
### EN

Recessed aluminium indoor profiles. Essential for improving LED strip performance and lifespan as they allow for correct heat dissipation. Minimalist design with a high quality finish.

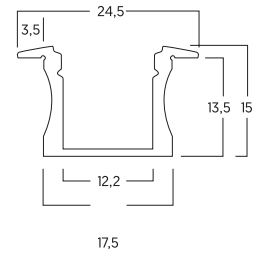
### FR

Profilé encastré en aluminium pour l'intérieur. Essentiel pour la dissipation de chaleur dans les installations de rubans à LED, permettant une amélioration de leur performance et une durée de vie plus importante. Une conception simple avec une finition de haute qualité.

Line mini E 7



Line mini E 15



### LINE MINI E

Line Mini E7	<b>LNEM X 07</b> • X 9 O AL
Line Mini E15	<b>LNEM X 15</b> • X 9 O AL

### COMPLEMENTS

Line Mini E7	Top End	LNET	X	07	X	X	X	X	•
	Top End Input Cable	LNEC	X	07	X	X	X	X	•
Line Mini E15	Top End	LNET	X	15	X	X	X	X	•
	Top End Input Cable	LNEC	X	15	X	X	X	X	•

### COLOURS

<b>AL</b>	<b>AL</b>	Aluminium	LNE•	•	••	•	•	•	•	<b>AL</b>
-----------	-----------	-----------	------	---	----	---	---	---	---	-----------

### LENGHT

<b>1m</b>	<b>1</b>	1 m.	LNEM	•	••	<b>1</b>	•	•	•	•	••
<b>2m</b>	<b>2</b>	2 m.	LNEM	•	••	<b>2</b>	•	•	•	•	••

### PMMA COMPLEMENTS


	<b>O</b>	Opal Difusser	LNEM	•	••	•	•	•	•	<b>O</b>	••
--	----------	---------------	------	---	----	---	---	---	---	----------	----

### COLOURS

<b>AL</b>	<b>AL</b>	Aluminium	LNEM	•	••	•	•	•	•	<b>AL</b>
-----------	-----------	-----------	------	---	----	---	---	---	---	-----------

DOWNLOAD COMPLETE TECHNICAL DATA AND FILES ON:  
**ONOKLIGHTING.COM/EN/LINE-MINI-E**

LED STRIPS AVAILABLE SEE PAGE 292 / TIRAS LED DISPONIBLES EN PÁGINA 292  
INFORMATION ABOUT PACKING SEE PAGE 324







# **BASICS RECESSEDS**

# BASIC RECESSED



**186/1**  
P. 302



**186/2**  
P. 303



**187**  
P. 303



**200**  
P. 304



**203**  
P. 305



**204**  
P. 305



**127**  
P. 307



**128**  
P. 308



**120**  
P. 309



**121**  
P. 309



**131**  
P. 310



**106**  
P. 310



**106/35**  
P. 311



**160**  
P. 312



**5.000**  
P. 313



# 187

## BASICS

### IP23 EXT



#### ES

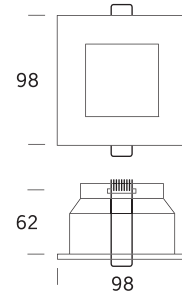
Empotrable cuadrado de base circular. Realizado en acero. Sencillo cambio de lámpara.

#### EN

Recessed square spotlight with round cutout. Steel. Easy lamp change system.

#### FR

Spot carré à encastrement rond. Réalisé en acier. Remplacement facile de la lampe.



187

	QR-CBC 51		12V GU 5.3	50W	<b>187X D 50 X X X X ..</b>
	PAR 16		230V GU 10	50W	<b>187X E 50 X X X X ..</b>

DOWNLOAD COMPLETE TECHNICAL DATA AND FILES ON:  
**ONOKLIGHTING.COM/EN/187**

INFORMATION ABOUT PACKING SEE PAGE 324

#### CONTROL

<input checked="" type="checkbox"/>	<b>X</b>	No Control	187	.	..	<b>X</b>	.	.	.	..
-------------------------------------	----------	------------	-----	---	----	----------	---	---	---	----

#### COLOUR TEMPERATURE

<input checked="" type="checkbox"/>	<b>X</b>	No Temperature	187	.	..	.	<b>X</b>	.	.	..
-------------------------------------	----------	----------------	-----	---	----	---	----------	---	---	----

#### BEAM ANGLE

<input checked="" type="checkbox"/>	<b>X</b>	No Angle	187	.	..	.	.	.	<b>X</b>	..
-------------------------------------	----------	----------	-----	---	----	---	---	---	----------	----

#### COMPLEMENTS

<input checked="" type="checkbox"/>	<b>X</b>	No Complements	187	.	..	.	.	.	.	<b>X</b>	..
-------------------------------------	----------	----------------	-----	---	----	---	---	---	---	----------	----

#### COLOURS

<input checked="" type="checkbox"/>	<b>AB</b>	Aluminium + Black	187	.	..	.	.	.	.	.	<b>AB</b>
<input checked="" type="checkbox"/>	<b>WB</b>	Satin White + Black	187	.	..	.	.	.	.	.	<b>WB</b>

# 200

## BASICS

### IP44 EXT

#### ES

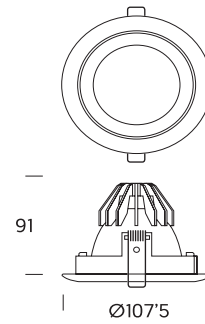
Empotrable fijo realizado en zamak inyectado de alta presión. El modelo incorpora un cristal de protección que lo convierte en el foco idóneo para aseos y cuartos de baño. Sus 75W de potencia máxima lo convierten en un elemento perfecto para la iluminación de amplias estancias.

#### EN

Round bevel recessed spot. This product incorporates a protection glass that makes it suitable for bathrooms and toilets.

#### FR

Encastré rond fixe, en zamak, pour GY6.35 12V. Son verre de protection lui permet un classement IP44 et une utilisation appropriée pour la salle de bains.



850°

118



Ø92

200



BiPin QT12 12V GY 6.35 75W

200X H 75 X X X X ..

DOWNLOAD COMPLETE TECHNICAL DATA AND FILES ON:  
**ONOKLIGHTING.COM/EN/200**

INFORMATION ABOUT PACKING SEE PAGE 324

#### CONTROL

<input checked="" type="checkbox"/>	<b>X</b>	No Control	200X	.	..	<b>X</b>	.	.	.	..
-------------------------------------	----------	------------	------	---	----	----------	---	---	---	----

#### COLOUR TEMPERATURE

<input checked="" type="checkbox"/>	<b>X</b>	No Temperature	200X	.	..	.	<b>X</b>	.	.	..
-------------------------------------	----------	----------------	------	---	----	---	----------	---	---	----

#### BEAM ANGLE

<input checked="" type="checkbox"/>	<b>X</b>	No Angle	200X	.	..	.	.	.	<b>X</b>	..
-------------------------------------	----------	----------	------	---	----	---	---	---	----------	----

#### COMPLEMENTS

<input checked="" type="checkbox"/>	<b>X</b>	No Complements	200X	.	..	.	.	.	.	<b>X</b>	..
-------------------------------------	----------	----------------	------	---	----	---	---	---	---	----------	----

#### COLOURS

<input checked="" type="checkbox"/>	<b>WX</b>	<b>WX</b>	White	200X	.	..	.	.	.	.	<b>WX</b>
<input checked="" type="checkbox"/>	<b>CH</b>	<b>CH</b>	Chrome*	200X	.	..	.	.	.	.	<b>CH</b>
<input checked="" type="checkbox"/>	<b>AL</b>	<b>AL</b>	Aluminium*	200X	.	..	.	.	.	.	<b>AL</b>
<input checked="" type="checkbox"/>	<b>GD</b>	<b>GD</b>	Gold 24k*	200X	.	..	.	.	.	.	<b>GD</b>
<input checked="" type="checkbox"/>	<b>NB</b>	<b>NB</b>	Brushed Nickel*	200X	.	..	.	.	.	.	<b>NB</b>

\*Optional, please consult

# 203 - 204

## BASICS



**IP44 EXT**  
+ DIFFUSER

**IP23 EXT**  
- DIFFUSER

### ES

Empotrable de base circular que ofrecen un rápido y sencillo intercambio de la lámpara. Ésta puede ser tanto de 12V como de 230V. Luminaria adecuada para iluminación de pasos y estancias. Posibilidad de incorporar un cristal de protección que aumenta el nivel de IP.

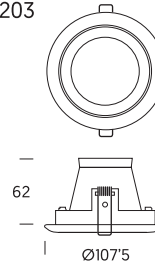
### EN

Round bevel recessed spot with a reflector that enhances lamp performance. It offers the possibility of incorporating a protection glass to increase IP level. Available for 12V and 230V halogen lamps.

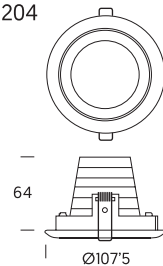
### FR

Encastré "Basse Luminance" Fixe. Rond, en zamak, avec réflecteur Noir. Possibilité de monter des lampes en Ø50mm. 12V et 230V et d'incorporer un verre de protection pour augmenter le niveau de protection (IP).

203



204



85°



120



Ø92

203

	QR-CBC 51		12V	GU 5.3	50W	<b>203X</b>	<b>D</b>	<b>50</b>	<b>X</b>	<b>X</b>	<b>X</b>	<b>X</b>	<b>·</b>	<b>·</b>
	PAR 16		230V	GU 10	50W	<b>203X</b>	<b>E</b>	<b>50</b>	<b>X</b>	<b>X</b>	<b>X</b>	<b>X</b>	<b>·</b>	<b>·</b>

204

	QR-CBC 51		12V	GU 5.3	50W	<b>204X</b>	<b>D</b>	<b>50</b>	<b>X</b>	<b>X</b>	<b>X</b>	<b>·</b>	<b>·</b>
	PAR 16		230V	GU 10	50W	<b>204X</b>	<b>E</b>	<b>50</b>	<b>X</b>	<b>X</b>	<b>X</b>	<b>·</b>	<b>·</b>

DOWNLOAD COMPLETE TECHNICAL DATA AND FILES ON:  
**ONOKLIGHTING.COM/EN/203**  
**ONOKLIGHTING.COM/EN/204**

INFORMATION ABOUT PACKING SEE PAGE 324

### CONTROL

<input checked="" type="checkbox"/>	<b>X</b>	No Dimmable	20•X	·	·	·	<b>X</b>	·	·	·	·	·	·	·
-------------------------------------	----------	-------------	------	---	---	---	----------	---	---	---	---	---	---	---

### COLOUR TEMPERATURE

<input checked="" type="checkbox"/>	<b>X</b>	No Temperature	20•X	·	·	·	·	<b>X</b>	·	·	·	·	·	·
-------------------------------------	----------	----------------	------	---	---	---	---	----------	---	---	---	---	---	---

### BEAM ANGLE

<input checked="" type="checkbox"/>	<b>X</b>	No Angle	20•X	·	·	·	·	·	·	<b>X</b>	·	·	·	·
-------------------------------------	----------	----------	------	---	---	---	---	---	---	----------	---	---	---	---

### COMPLEMENTS

<input checked="" type="checkbox"/>	<b>X</b>	No Diffuser	20•X	A	·	·	·	·	·	·	·	·	<b>X</b>	·
<input type="checkbox"/>	<b>B</b>	Clear Difusser	20•X	A	·	·	·	·	·	·	·	·	<b>B</b>	·

### COLOURS

<input type="checkbox"/>	<b>WX</b>	White	20•X	A	·	·	·	·	·	·	·	·	·	<b>WX</b>
<input type="checkbox"/>	<b>CH</b>	Chrome*	20•X	A	·	·	·	·	·	·	·	·	·	<b>CH</b>
<input type="checkbox"/>	<b>AL</b>	Aluminium*	20•X	A	·	·	·	·	·	·	·	·	·	<b>AL</b>
<input type="checkbox"/>	<b>GD</b>	Gold 24k*	20•X	A	·	·	·	·	·	·	·	·	·	<b>GD</b>
<input type="checkbox"/>	<b>NB</b>	Brushed Nickel*	20•X	A	·	·	·	·	·	·	·	·	·	<b>NB</b>

\*Optional, please consult





# 127

## BASICS



### IP23 EXT

#### 127

#### ES

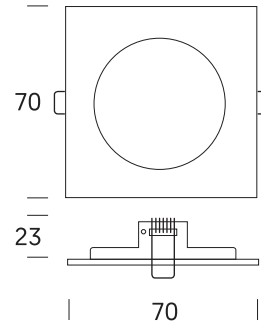
Empotrable fijo de zamak, cuadrado con cristal. Para lámpara dicrónica de Ø50mm. Baja y muy baja tensión.

#### EN

Recessed square spotlight with glass. Made of zamak. For dichroic lamp. Low & very low tension.

#### FR

Encastré fixe carré en zamak. Avec verre décoratif. Basse et très basse tension.



850°



120



Ø59

127



QR-CBC 51 12V GU 5.3 50W

127X D 50 X X X X ..



PAR 16 230V GU 10 50W

127X E 50 X X X X ..

DOWNLOAD COMPLETE TECHNICAL DATA AND FILES ON:

[ONOKLIGHTING.COM/EN/127](http://ONOKLIGHTING.COM/EN/127)

INFORMATION ABOUT PACKING SEE PAGE 324

#### CONTROL

<input checked="" type="checkbox"/>	X	No Control	127X	.	..	X	.	.	.	..
-------------------------------------	---	------------	------	---	----	---	---	---	---	----

#### COLOUR TEMPERATURE

<input checked="" type="checkbox"/>	X	No Temperature	127X	.	..	.	X	.	.	..
-------------------------------------	---	----------------	------	---	----	---	---	---	---	----

#### BEAM ANGLE

<input checked="" type="checkbox"/>	X	No Angle	127X	.	..	.	.	X	.	..
-------------------------------------	---	----------	------	---	----	---	---	---	---	----

#### COMPLEMENTS

<input checked="" type="checkbox"/>	X	No Complements	127X	.	..	.	.	.	X	..
-------------------------------------	---	----------------	------	---	----	---	---	---	---	----

#### COLOURS

<input checked="" type="checkbox"/>	<b>WX</b>	<b>WX</b>	White	127X	.	..	.	.	.	.	<b>WX</b>
<input checked="" type="checkbox"/>	<b>AL</b>	<b>AL</b>	Brushed Aluminium	127X	.	..	.	.	.	.	<b>AL</b>
<input checked="" type="checkbox"/>	<b>NB</b>	<b>NB</b>	Brushed Nickel	127X	.	..	.	.	.	.	<b>NB</b>

# 128




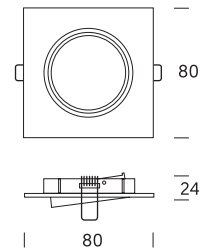
## BASICS

### IP23 EXT

**ES**  
Empotrable orientable de base cuadrada realizado en zamak. Para lámpara halógena de Ø50mm. Baja y muy baja tensión.

**EN**  
Adjustable recessed spot, zamak made. For dichroic lamp. Low & very low tension.

**FR**  
Encastré orientable carré, en zamak, pour lampes halogènes de 12V et 230V.



128

	QR-CBC 51		12V	GU 5.3	50W	<b>128X</b>	<b>D</b>	<b>50</b>	<b>X</b>	<b>X</b>	<b>X</b>	<b>X</b>	<b>X</b>	<b>..</b>
	PAR 16		230V	GU 10	50W	<b>128X</b>	<b>E</b>	<b>50</b>	<b>X</b>	<b>X</b>	<b>X</b>	<b>X</b>	<b>X</b>	<b>..</b>

DOWNLOAD COMPLETE TECHNICAL DATA AND FILES ON:  
**ONOKLIGHTING.COM/EN/128**

INFORMATION ABOUT PACKING SEE PAGE 324

#### CONTROL

<input checked="" type="checkbox"/>	<b>X</b>	No Control	128X	.	..	<b>X</b>	.	.	.	..
-------------------------------------	----------	------------	------	---	----	----------	---	---	---	----

#### COLOUR TEMPERATURE

<input checked="" type="checkbox"/>	<b>X</b>	No Temperature	128X	.	..	.	<b>X</b>	.	.	..
-------------------------------------	----------	----------------	------	---	----	---	----------	---	---	----

#### BEAM ANGLE

<input checked="" type="checkbox"/>	<b>X</b>	No Angle	128X	.	..	.	.	.	<b>X</b>	..
-------------------------------------	----------	----------	------	---	----	---	---	---	----------	----

#### COMPLEMENTS

<input checked="" type="checkbox"/>	<b>X</b>	No Complements	128X	.	..	.	.	.	.	<b>X</b>	..
-------------------------------------	----------	----------------	------	---	----	---	---	---	---	----------	----

#### COLOURS

<input checked="" type="checkbox"/>	<b>WX</b>	White	128X	.	..	.	.	.	.	.	<b>WX</b>
<input checked="" type="checkbox"/>	<b>NB</b>	Brushed Nickel	128X	.	..	.	.	.	.	.	<b>NB</b>
<input checked="" type="checkbox"/>	<b>AL</b>	Brushed Aluminium	128X	.	..	.	.	.	.	.	<b>AL</b>

# 120 - 121

## BASICS

### IP23 EXT



#### ES

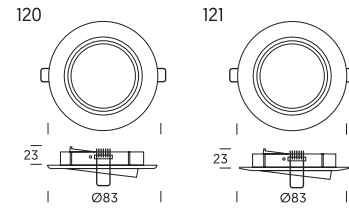
Empotrable orientable de base circular realizado en zamak. Para lámpara halógena de Ø50mm. Baja y muy baja tensión.

#### EN

Adjustable recessed spot, zamak made. For dichroic lamp. Low & very low tension.

#### FR

Encastré orientable round, en zamak, pour lampes halogènes de 12V et 230V.



#### 120

	QR-CBC 51		12V GU 5.3	50W	<b>120X</b>	<b>D</b>	<b>50</b>	<b>X</b>	<b>X</b>	<b>X</b>	<b>X</b>	<b>..</b>
	PAR 16		230V GU 10	50W	<b>120X</b>	<b>E</b>	<b>50</b>	<b>X</b>	<b>X</b>	<b>X</b>	<b>X</b>	<b>..</b>

#### 121

	QR-CBC 51		12V GU 5.3	50W	<b>121X</b>	<b>D</b>	<b>50</b>	<b>X</b>	<b>X</b>	<b>X</b>	<b>X</b>	<b>..</b>
	PAR 16		230V GU 10	50W	<b>121X</b>	<b>E</b>	<b>50</b>	<b>X</b>	<b>X</b>	<b>X</b>	<b>X</b>	<b>..</b>

DOWNLOAD COMPLETE TECHNICAL DATA AND FILES ON:  
[ONOKLIGHTING.COM/EN/120](http://ONOKLIGHTING.COM/EN/120)  
[ONOKLIGHTING.COM/EN/121](http://ONOKLIGHTING.COM/EN/121)

INFORMATION ABOUT PACKING SEE PAGE 324

#### CONTROL

<input checked="" type="checkbox"/>	<b>X</b>	No Control	12•X	•	••	<b>X</b>	•	•	•	•	••
-------------------------------------	----------	------------	------	---	----	----------	---	---	---	---	----

#### COLOUR TEMPERATURE

<input checked="" type="checkbox"/>	<b>X</b>	No Temperature	12•X	•	••	•	<b>X</b>	•	•	•	••
-------------------------------------	----------	----------------	------	---	----	---	----------	---	---	---	----

#### BEAM ANGLE

<input checked="" type="checkbox"/>	<b>X</b>	No Angle	12•X	•	••	•	•	<b>X</b>	•	•	••
-------------------------------------	----------	----------	------	---	----	---	---	----------	---	---	----

#### COMPLEMENTS

<input checked="" type="checkbox"/>	<b>X</b>	No Complements	12•X	•	••	•	•	•	•	<b>X</b>	••
-------------------------------------	----------	----------------	------	---	----	---	---	---	---	----------	----

#### COLOURS

<input checked="" type="checkbox"/>	<b>WX</b>	White	12•X	•	••	•	•	•	•	•	<b>WX</b>
<input checked="" type="checkbox"/>	<b>CH</b>	Chrome	12•X	•	••	•	•	•	•	•	<b>CH</b>
<input checked="" type="checkbox"/>	<b>AL</b>	Aluminium	12•X	•	••	•	•	•	•	•	<b>AL</b>
<input checked="" type="checkbox"/>	<b>GD</b>	Gold 24k	12•X	•	••	•	•	•	•	•	<b>GD</b>
<input checked="" type="checkbox"/>	<b>NB</b>	Brushed Nickel	12•X	•	••	•	•	•	•	•	<b>NB</b>

# 131 - 106

## BASICS


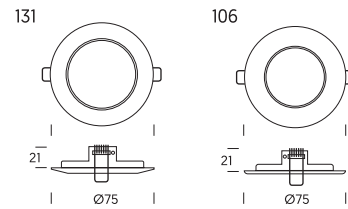
### IP23 EXT



**ES**  
mpotrable fijo de base circular, realizado en zamak. Para lámpara halógena de Ø50mm. Baja y muy baja tensión.

**EN**  
Fixed recessed spot, zamak made. For dichroic lamp. Low & very low tension.

**FR**  
Encastré fixe round, en zamak, pour lampes halogènes de 12V et 230V.



131

	QR-CBC 51		12V	GU 5.3	50W	<b>131X</b>	<b>D</b>	<b>50</b>	<b>X</b>	<b>X</b>	<b>X</b>	<b>X</b>	<b>X</b>	<b>..</b>
	PAR 16		230V	GU 10	50W	<b>131X</b>	<b>E</b>	<b>50</b>	<b>X</b>	<b>X</b>	<b>X</b>	<b>X</b>	<b>X</b>	<b>..</b>

106

	QR-CBC 51		12V	GU 5.3	50W	<b>106X</b>	<b>D</b>	<b>50</b>	<b>X</b>	<b>X</b>	<b>X</b>	<b>X</b>	<b>X</b>	<b>..</b>
	PAR 16		230V	GU 10	50W	<b>106X</b>	<b>E</b>	<b>50</b>	<b>X</b>	<b>X</b>	<b>X</b>	<b>X</b>	<b>X</b>	<b>..</b>

DOWNLOAD COMPLETE TECHNICAL DATA AND FILES ON:  
**ONOKLIGHTING.COM/EN/131**  
**ONOKLIGHTING.COM/EN/106**

INFORMATION ABOUT PACKING SEE PAGE 324

#### CONTROL

<input checked="" type="checkbox"/>	<b>X</b>	No Control	1	..	X	.	.	.	..
-------------------------------------	----------	------------	---	----	---	---	---	---	----

#### COLOUR TEMPERATURE

<input checked="" type="checkbox"/>	<b>X</b>	No Temperature	1	..	.	..	.	<b>X</b>	.	.	..
-------------------------------------	----------	----------------	---	----	---	----	---	----------	---	---	----

#### BEAM ANGLE

<input checked="" type="checkbox"/>	<b>X</b>	No Angle	1	..	.	..	.	.	<b>X</b>	.	..
-------------------------------------	----------	----------	---	----	---	----	---	---	----------	---	----

#### COMPLEMENTS

<input checked="" type="checkbox"/>	<b>X</b>	No Complements	1	..	.	..	.	.	.	<b>X</b>	..
-------------------------------------	----------	----------------	---	----	---	----	---	---	---	----------	----

#### COLOURS

<input checked="" type="checkbox"/>	<b>WX</b>	<b>WX</b>	White	1	..	.	..	.	.	.	.	<b>WX</b>
<input checked="" type="checkbox"/>	<b>CH</b>	<b>CH</b>	Chrome	1	..	.	..	.	.	.	.	<b>CH</b>
<input checked="" type="checkbox"/>	<b>AL</b>	<b>AL</b>	Aluminium	1	..	.	..	.	.	.	.	<b>AL</b>
<input checked="" type="checkbox"/>	<b>GD</b>	<b>GD</b>	Gold 24k	1	..	.	..	.	.	.	.	<b>GD</b>
<input checked="" type="checkbox"/>	<b>NB</b>	<b>NB</b>	Brushed Nickel	1	..	.	..	.	.	.	.	<b>NB</b>

# 106/35

## BASICS

### IP23 EXT

#### ES

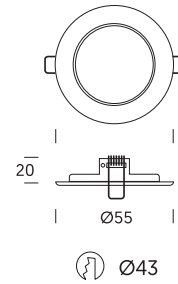
Empotrable fijo y basculante de base circular y realizado en zamak. Para lámpara dicroicas de Ø35mm.

#### EN

Fixed recessed spot, zamak made. Available for Ø35mm. dichroic lamp.

#### FR

Encastré fixe rond, en zamak, pour lampes halo-gènes Ø35 mm.



106/35

QR-CBC 35 III 12V GU 4 20W 1063 K 50 X X X X ..

DOWNLOAD COMPLETE TECHNICAL DATA AND FILES ON: [ONOKLIGHTING.COM/EN/106-35](http://ONOKLIGHTING.COM/EN/106-35)

INFORMATION ABOUT PACKING SEE PAGE 324

#### CONTROL

X No Control 106 3 . . . X . . . ..

#### COLOUR TEMPERATURE

X No Temperature 106 3 . . . . X . . . ..

#### BEAM ANGLE

X No Angle 106 3 . . . . . X . . . ..

#### COMPLEMENTS

X No Complements 106 3 . . . . . X ..

#### COLOURS

<input checked="" type="checkbox"/> WX	<b>WX</b>	White	106 3 . . . . .	<b>WX</b>
<input checked="" type="checkbox"/> CH	<b>CH</b>	Chrome	106 3 . . . . .	<b>CH</b>
<input checked="" type="checkbox"/> AL	<b>AL</b>	Aluminium	106 3 . . . . .	<b>AL</b>
<input checked="" type="checkbox"/> GD	<b>GD</b>	Gold 24k	106 3 . . . . .	<b>GD</b>
<input checked="" type="checkbox"/> NB	<b>NB</b>	Brushed Nickel	106 3 . . . . .	<b>NB</b>

# 160

## BASICS

### IP23 EXT

#### ES

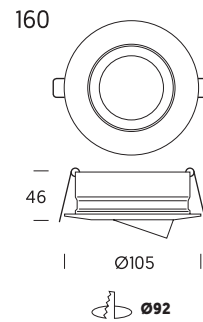
Empotrable circular realizado en zamak. Gran versatilidad de movimiento: orientable 355o y basculación 45o. Idóneo para lámpara de Ø50mm. tanto de 12V, 230V. Incorpora un sistema novedoso de cambio de lámpara y la posibilidad de manipulación en la zona de empotramiento sin causar defecto alguno en el embellecedor.

#### EN

Round bevel recessed spot, it provides a total orientation capability with a 45o tilting and 355o rotation system. It offers the possibility of changing the outer ring without touching the embedding hoop. Available for 12V, 230V halogen lamps.

#### FR

Encastré rond plat, en zamak. Application professionnelle. Fourni avec colle-rette galvanisée, permettant une installation de l'embase avant le passage des peintres. inclinable à 45° et pivotant sur 355°. Possibilité d'accepter des lampes en Ø50mm.



160

	QR-CBC 51		12V	GU 5.3	50W	<b>160X</b>	<b>D</b>	<b>50</b>	<b>X</b>	<b>X</b>	<b>X</b>	<b>X</b>	<b>X</b>	<b>..</b>
	PAR 16		230V	GU 10	50W	<b>160X</b>	<b>E</b>	<b>50</b>	<b>X</b>	<b>X</b>	<b>X</b>	<b>X</b>	<b>X</b>	<b>..</b>

DOWNLOAD COMPLETE TECHNICAL DATA AND FILES ON: [ONOKLIGHTING.COM/EN/160](http://ONOKLIGHTING.COM/EN/160)

INFORMATION ABOUT PACKING SEE PAGE 324

#### CONTROL

<input checked="" type="checkbox"/>	<b>X</b>	No Control	106	X	.	..	<b>X</b>	.	.	.	..
-------------------------------------	----------	------------	-----	---	---	----	----------	---	---	---	----

#### COLOUR TEMPERATURE

<input checked="" type="checkbox"/>	<b>X</b>	No Temperature	160	X	.	..	.	<b>X</b>	.	.	..
-------------------------------------	----------	----------------	-----	---	---	----	---	----------	---	---	----

#### BEAM ANGLE

<input checked="" type="checkbox"/>	<b>X</b>	No Angle	160	X	.	..	.	.	<b>X</b>	.	..
-------------------------------------	----------	----------	-----	---	---	----	---	---	----------	---	----

#### COMPLEMENTS

<input checked="" type="checkbox"/>	<b>X</b>	No Complements	160	X	.	..	.	.	.	<b>X</b>	..
-------------------------------------	----------	----------------	-----	---	---	----	---	---	---	----------	----

#### COLOURS

<input checked="" type="checkbox"/>	<b>WS</b>	Satin White	160	X	.	..	.	.	.	.	<b>WS</b>
<input checked="" type="checkbox"/>	<b>NB</b>	Natural Brushed Nickel	160	X	.	..	.	.	.	.	<b>NB</b>
<input checked="" type="checkbox"/>	<b>AL</b>	Brushed Aluminium	160	X	.	..	.	.	.	.	<b>AL</b>

# 5000

## BASICS

### IP33 EXT

#### ES

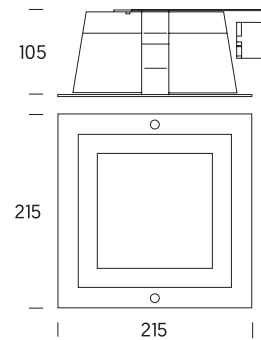

Luminaria empotrable fabricada en acero, diseñada para fluorescencia compacta. Reflector en aluminio. Cristal de protección. Equipo electrónico incluido, opcional con regulación 1-10V o DALI.

#### EN

Square steel recessed downlight with aluminium reflector and protective glass. Designed for compact fluorescent lamps. Electronic equipment included and optional dimmable 1-10V or DALI version available.

#### FR

Encastré avec corps en acier conçu pour lampe fluorescente compacte y LED à haute performance. Réflecteur en aluminium avec verre de protection. Equipement électronique inclus avec gradation 1-10V ou DALI sur demande



85°

200

190x190

5000

TC-DEL TC-TEL 230V G 24-q3 2 x 26W 5000 I GA X X X G AL

DOWNLOAD COMPLETE TECHNICAL DATA AND FILES ON: [ONOKLIGHT.COM/5000](http://ONOKLIGHT.COM/5000)

INFORMATION ABOUT PACKING SEE PAGE 324

#### CONTROL

<input type="checkbox"/>	<b>NO</b>	<b>X</b>	No Control	5000	.	..	<b>X</b>	.	.	.	..
--------------------------	-----------	----------	------------	------	---	----	----------	---	---	---	----

#### COLOUR TEMPERATURE

<input type="checkbox"/>	<b>X</b>	No Temperature	5000	.	..	.	<b>X</b>	.	.	..
--------------------------	----------	----------------	------	---	----	---	----------	---	---	----

#### BEAM ANGLE


<input type="checkbox"/>	<b>X</b>	No Angle	5000	.	..	.	.	.	<b>X</b>	.	..
--------------------------	----------	----------	------	---	----	---	---	---	----------	---	----

#### COMPLEMENTS

<input type="checkbox"/>	<b>G</b>	Glass Difusser	5000	.	..	.	.	.	.	<b>G</b>	..
--------------------------	----------	----------------	------	---	----	---	---	---	---	----------	----

#### COLOURS

<input type="checkbox"/>	<b>AL</b>	Aluminium	5000	.	..	.	.	.	.	.	<b>AL</b>
--------------------------	-----------	-----------	------	---	----	---	---	---	---	---	-----------





The background is a solid orange color with a repeating pattern of white, cylindrical lamp components. Each component has a black, irregularly shaped opening on its top surface. The components are arranged in a grid-like pattern, with some appearing slightly more prominent than others.

# **LAMPS COMPONENTS**



# LAMPS COMPONENTS



**LED LAMPS**



**APPLANCES**



**EMERGENCY KIT**



**GLASS**



**SETS**



**LAMP  
HOLDERS**

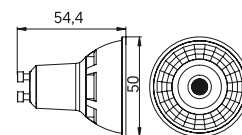


**EQUIPS AND  
TRANSFORMERS**

# LAMPS & COMPONENTS

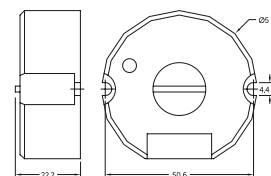
## LED LAMPS

	W	LUM	CD	CRI	
LED LAMP GU10	6	380	630	>80	Dimmable



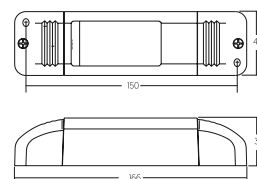
## DIMMER

	W	A	V ± 10%
eDIM 100	100	0,43	230
eDIM 440	440	1,91	230



## EMERGENCY KIT

	V - AH	H	%
ELDNT	7,2 V - 1,6 Ah	1	70-100%
ELDNT-3	7,2 V - 4 Ah	3	70-100%



---

**SETS**



SET 002



SET 004



SET 001



SET 006



SET 005 (186 / 187)

---

**LAMP HOLDERS**



GU 5.3



GU/GZ 10



Gx 8.5



G 53

---

**EQUIPS AND TRANSFORMERS**



Electronic  
Transformer 105W  
Electronic  
Transformer 60W



HQI Independent 35W  
HQI Independent 70W

---

# IP

## ÍNDICE DE PROTECCIÓN CONTRA LA PENETRACIÓN DE CUERPOS SÓLIDOS Y LÍQUIDOS

PROTECTION DEGREE AGAINST THE PENETRATION OF SOLID PARTICLES AND LIQUIDS.






### 1ª Cifra. Grado de Protección contra sólidos.

1st Number. Protection against solid bodies penetration.

- IP0X** Ninguna protección. No protection.
- IP1X** Sólidos de tamaño superior a 50mm. Solids of a size bigger than 50mm.
- IP2X** Sólidos de tamaño superior a 12mm. Solids of a size bigger than 12mm.
- IP3X** Sólidos de tamaño superior a 2,5mm. Solids of a size bigger than 2,5mm.
- IP4X** Sólidos de tamaño superior a 1mm. Solids of a size bigger than 1mm.
- IP5X** Protección contra el polvo. Protection against dust.
- IP6X** Estanca al polvo. Fully protected against dust.

### 2ª Cifra. Grado de protección contra líquidos.

2nd Number. Protection against penetration by water.

- IPX0** Ninguna protección. No protection.
- IPX1** Caída de agua vertical. Drops of water falling vertically.
- IPX2** Caída de agua con inclinación max. 15°. Drops of water falling a max inclination of 15°.
- IPX3** Protegida contra el agua en forma de lluvia. Rainproof. 
- IPX4** Protegida contra salpicaduras de agua. Protected against water splashes. 
- IPX5** Protegida contra chorros de agua. Protected against jets of water. 
- IPX6** Protegida contra mar gruesa. Protected against high tide.
- IPX7** Protegida contra los efectos de la inmersión. Protected against plunging effects. 
- IPX8** Protegida contra la inmersión prolongada. Protected against long immersion. 
- IPXX** **EXT** Hace referencia al exterior de la luminaria. Refers to the exterior of the luminaire.

## CLASIFICACIÓN DE LAS LUMINARIAS EN FUNCIÓN DE LA PROTECCIÓN CONTRA CHOQUES ELÉCTRICOS.

CLASSIFICATION OF THE LUMINAIRES ACCORDING TO THE PROTECTION AGAINST ELECTRICAL SHOCK.

### CLASE I / CLASS I



Luminarias en las que la protección contra los choques eléctricos no sólo recae en el aislamiento principal sino que incluye otras medidas de seguridad basadas en la conexión de las partes conductoras accesibles a un conductor de seguridad puesto a tierra.

Light in which the protection against electrical shock not only relapses into the principal isolation, but includes other measurements of safety based on the connection of the conductive accesible parts to a safety driver put to earth.

### CLASE II / CLASS II



Luminarias en que la protección contra los choques eléctricos no sólo recae en el aislamiento principal, sino que incluye otras medidas de seguridad basadas en el doble aislamiento o el aislamiento reforzado.

Light in which the protection against electrical shock not only relapses into the principal isolation, but includes other measurements of safety based on the double isolation or the reinforced isolation.

### CLASE III / CLASS III



Luminarias en que la protección contra los choques eléctricos se basa en una alimentación de muy baja tensión (MBTS) sin generarse tensiones superiores a ésta.

Light in which the protection against electrical shock is based on a nourishment of very low tension [SELV] without tension superior generating to this one.

**IMPORTANTE:** Los índices de protección (IP) distintos de IP20 marcados en nuestras luminarias, solo serán válidos en caso de que se utilicen lámparas con pantalla de protección integrada y ésta no tenga ningún tipo de deformación o rotura. En caso contrario se considerará que su índice de protección es igual a IP20.

**IMPORTANT:** The protection index (different from IP20) marked in our fixtures, will only be valid in case lamps with integrated protective screen are used and they do not have any type of deformation and/or breakage. In opposite case, the protection index [IP] will be considered equal to IP20.

# DIMMABLE

## SISTEMAS DE REGULACIÓN DIMMING SYSTEMS

---



### IGBT / TRIAC REGULATION

Regulación analógica con dimmer por corte de fase (fase ascendente - IGBT o fase descendente - TRIAC).  
Requiere de un dimmer tradicional (IGBT ó TRIAC) no suministrado con la luminaria.

Analogical regulation with traditional (trailing edge - IGBT or leading edge - TRIAC) dimmers.  
It needs a traditional (IGBT or TRIAC) dimmer not supplied with the luminaire.



### ANALOGICAL REGULATION SYSTEM 1...10V

Regulación analógica con potenciómetro 1-10V. Regulación por medio de una señal de tensión continua, protegida de las perturbaciones, que va desde 1V, con brillo mínimo (línea de la regulación en cortocircuito) a 10V que corresponde a la máxima brillantez (línea de regulación abierto).

Requiere de un dimmer 1-10V no suministrado con la luminaria.

Analogical dimming system, through 1-10V dimmers. Driver regulation is carried out by means of a continuous voltage signal, protected from disturbances, which goes from 1V, with minimum brilliancy (regulation line in short circuit) to 10V which corresponds to maximum brilliancy (open regulation line).

It needs a 1-10V dimmer not supplied with the luminaire.



### PUSH REGULATION SYSTEM

Regulación analógica mediante el uso de un pulsador de presión estándar tipo push "normalmente abierto", se trata del sistema más sencillo de regulación en el mercado, adecuado para el uso en pequeñas y medianas instalaciones. El nivel de iluminación puede ajustarse según el tiempo de activación del pulsador. Una pulsación corta enciende ó apaga la luminaria. Pulsando varios segundos el nivel de la iluminación aumenta. Pulsando de nuevo, el nivel disminuye.

Se requiere únicamente un pulsador de presión para la regulación.

Analogical dimming system, through standard switch. Light intensity regulation occurs through the use of a "normally open" type push button and it is the easiest type of regulation available on the market, and is suitable for use in small and medium sized installations. Lighting level can be adjustable by pushing the switch. A short click will turn the light on/off. By clicking a few seconds light level will go up. Clicking again few seconds will adjust light level down.

It needs only one push button for regulation.















































### DIGITAL REGULATION SYSTEM DALI

Sistema digital de regulación avanzado, mediante sistema centralizado de control, acrónimo de Digital Adressable Lighting System. Permite funciones avanzadas de regulación, tales como la memorización de escenas de iluminación y programación de niveles de iluminación. Precisa de un sistema de control DALI.

Advanced digital dimming system, through central controlling system, Digital Adressable Lighting System. It offers advanced dimming features, such as creation and memorization of light scenes and lighting level programming. It needs a DALI suitable controlling system.


# LAMPS & COMPONENTS

LÁMPARA LAMP	PORTALÁMPARA LAMPHOLDER	POTENCIA POWER	LÁMPARA LAMP	PORTALÁMPARA LAMPHOLDER	POTENCIA POWER
<b>Halógena</b> Halogen lamp			<b>Fluorescencia Compacta</b> Compact Fluorescent		
 QT-9	 G4	20W -12V	 TC-D	 G24-d1	10/13 W
 QT-12	 GY6.35	35/50/75/90 W - 12V		 G24-d2	18 W
 Halopin	 G9	40/60 W -230V		 G24-d3	26 W
<b>Halógena con reflector</b> Halogen reflector lamp			 TC-DEL [electronic]	 G24-q1	10/13 W
 QR-CBC 35	 GU 4	20/35 W - 12V		 G24-q2	18 W
 QR-CBC 51	 GU 5.3	50W -12 V	 TC-TEL [electronic]	 G24-q3	26 /32 W
 QR-111	 G 53	100 W - 12V		 GX24-q1	13 W
 PAR 16	 GU / GZ 10	50W-230V		 GX24-q2	18 W
 HS ES-63	 GU / GZ 10	75W - 230V	 T5-C	 GX24-q3	26 /32 W
 HS ES-111	 GU / GZ 10	100W - 230V	 T5	 2GX13	22/55/60 W
				 G5	8 / 24 / 39 / 54 / 80 W
<b>Halogenuro Metálico</b> Metal Halide					
 HCI-TC	 G8.5	70 W			
 HCI-TC	 G12	150 W			
 HIT-DE	 RX7s	150 W			
 BriteSpot ES50	 GX10	35 W			
 CDM-R1111	 GX8.5	70 W			



# SYMBOLS

## FABRICACIÓN - INSTALACIÓN / MANUFACTURES - INSTALLATION

 **Producto conforme a las directivas europeas y a la norma En 60.598**  
Product conform to the european directives and to norm EN 60.598

## REGULACIÓN ADMITIDA / ADMITED REGULATION



- C** Regulación / Dimmable IGBT / Triac
- D** Regulación / Dimmable Dali
- E** Regulación / Dimmable 1-10V
- F** Regulación / Dimmable 1-10V / Push

## TIPO DE LÁMPARA / LAMP TYPE



LED / LED



Lámpara halógena / Halogen Lamp



Lámpara de Halogenuro metálico / Metal Halide Lamp



Lámpara fluorescente / Fluorescent Lamp

## CLASES DE PROTECCIÓN / PROTECTION CLASSES



**Protección contra choques eléctricos por toma de tierra (clase I).**  
Protection against electric shock through earth (class I).



**Protección contra choques eléctricos por doble aislamiento (clase II).**  
Protection against electric shock by means of double insulation (class II).



**Protección contra choques eléctricos por muy baja tensión (clase III).**  
Protection against electric shock through very low tension (class III).

## ORIENTACIÓN / ORIENTATION



**Grados de giro.**  
Spin degrees.



**Grados de basculación.**  
Tilting degrees.

## INSTALACIÓN / INSTALLATION



**Empotrada / Recessed**



**Superficie / Surface**



**Colgante / Pendant**

## GRADOS DE PROTECCIÓN / PROTECTION DEGREES

**IPXX** Grado de protección frente a la entrada de polvo, cuerpos sólidos y humedad en la luminaria.  
Protection degree from getting dust, solid bodies and moisture in the fitting.

## OTROS SÍMBOLOS / OTHER SYMBOLS



**Forma y tamaño del agujero necesario para el empotramiento.**

Size and shape of the hole needed for the fitting.



**Nº de aparatos por caja.**

Number of lights in each box.



**Volumen del embalaje.**

Packing size.



**Peso del embalaje.**

Packing weight.

**850°C**

**Ensayo hilo incandescente.**

Glow wire test.



**Diseñado para uso en interiores.**

Indoor use only.



**Diseñado para uso en exteriores.**



















Outdoor use only.

**300**

**Altura mínima que debe quedar en la parte superior tras la instalación.**

Minimum height after installation.


















# TABLE OF FEATURES

PAG	REF.														IPXX					
310	106		•					•	•				•		23	Ø 59	100	0,0191	6,52	
309	120		•					•	•	•	•				23	Ø 75	60	0,0185	9,43	
309	121		•					•	•	•	•				23	Ø 75	60	0,0184	9,77	
307	127		•					•	•				•		23	Ø 59	72	0,0197	6,32	
308	128		•					•	•	•	•				23	Ø 75	60	0,0205	8,32	
310	131		•					•	•				•		23	Ø 59	100	0,0184	9,28	
312	160		•					•	•	•	•				23	Ø 85	24	0,0198	7,19	
312	161		•					•	•	•	•				23	Ø 92	24	0,0201	6,69	
172	180	C, F, D	•	•				•	•				•		33	Ø 75	1	0,0024	0,331	
174	181	C, F, D	•	•				•	•				•		33	67x67	1	0,0024	0,331	
176	185	C, F, D	•	•				•	•				•		33	72x72	1	0,0006	0,26	
303	187		•					•	•				•		23	Ø 90	1	0,0014	0,36	
304	200		•						•				•		44	Ø 92	1	0,0012	0,44	
305	203		•					•	•				•		44	Ø 92	1	0,0013	0,361	
305	204		•					•	•				•		44	Ø 92	1	0,0014	0,38	
156	265	C, F, D	•					•	•				•		65	Ø 92	1	0,0042	0,51	
266	400		•	•				•	•				•		20 /	79x158	1	0,0051	0,68	
268	411					•	•						•		33	178x220	1	0,0049	1,596	
158	465	C, F, D	•					•	•				•		20	Ø 92	1	0,0042	0,481	
118	530	F, D	•					•					•		65	Ø 88	1	0,0021	0,62	
120	531	F, D	•					•					•		23 /	Ø 88	1	0,0021	0,62	
313	5.000	E, D				•	•						•		54	190x190	1	0,0085	1,2	
148	10.000	F, D	•			•	•	•					•		23 /	190x190	1	0,0064	2,1	
152	10.000 MINI	F, D	•			•	•	•					•		54	130x130	1	0,0048	1,49	
310	105/35		•						•				•		33	Ø 52	90	0,02	7,9	
310	106/35		•						•				•		44	Ø 43	100	0,0191	5,55	
150	11.000	F, D	•			•	•	•					•		44	Ø 200	1	0,0064	2,1	
154	11.000 MINI	F, D	•			•	•	•					•		23	Ø 130	1	0,0049	1,28	
302	186/1		•					•	•	•	•				23	74x74	1	0,0008	0,31	
302	186/2		•					•	•	•	•				44	160x74	1	0,0012	0,5	
164	191/1	C, F, D	•	•				•	•	•	•				44	Ø 77	1	0,0022	0,381	
164	191/2	C, F, D	•	•				•	•	•	•				23	Template	1	0,001	0,35	
168	191Q	F, D	•	•				•	•	•	•				23	Ø 150	1	0,0042	0,87	
166	192/1	C, F, D	•	•				•	•	•	•				23	Ø 77	1	0,0022	0,39	
166	192/2	C, F, D	•	•				•	•	•	•				23	Template	1	0,0011	0,33	
170	192Q	F, D	•	•				•	•	•	•				23	Ø 150	1	0,0042	0,84	
160	265-C	C, F, D	•	•				•	•				•		23	Ø 70	1	0,0022	0,439	
162	465-C	C, F, D	•	•				•	•				•		23	Ø 70	1	0,0022	0,41	
122	530 MINI	C, F, D	•					•					•		23	Ø 59	1	0,0014	0,221	
126	530 PLUS	F, D	•					•					•		65	Ø 205	1	0,0086	1,14	
124	531 MINI	C, F, D	•					•					•		65	Ø 59	1	0,0014	0,233	
90	610/1	C, F, D	•	•				•	•	•	•				43	Ø 89	1	0,0008	0,34	
90	610/2	C, F, D	•	•				•	•	•	•				54	191x89	1	0,0016	0,7	
90	610/3	C, F, D	•	•				•	•	•	•				43	293x89	1	0,0022	1	
90	610/4	C, F, D	•	•				•	•	•	•				23	191x181	1	0,0026	1,35	

# TABLE OF FEATURES

PAG	REF.														IPXX				
92	611/1	F, D	•	•	•		•	•	•	•	•				23	Ø 165	1	0,0089	1,29
92	611/2	F, D	•	•	•		•	•	•	•	•				23	325x168	1	0,0063	1,65
92	611/3	F, D	•	•	•		•	•	•	•	•				23	496x168	1	0,0193	2,4
92	611/4	F, D	•	•	•		•	•	•	•	•				23	325x325	1	0,0336	3,3
66	BASIC. CEILING	F, D	•	•	•		•	•	•	•	•		•		20		1	0,0078	1,06
66	BASIC. TRACK	D	•	•	•		•	•	•	•	•		•		20		1	0,0078	1,04
192	BELL C 05	E, D	•					•					•		20		1	0,0306	Cons.
192	BELL C 15	E, D	•					•					•		20		1	0,0585	Cons.
192	BELL C 25	E, D	•					•					•		20		1	0,1053	Cons.
140	BOX	C, F, D	•					•				•			33	74x74	1	0,0021	0,311
80	CARDAN 1	F, D	•	•	•		•	•	•	•	•				23	160x160	1	0,0061	1,59
80	CARDAN 2	F, D	•	•	•		•	•	•	•	•				23	160x305	1	0,0107	2,81
80	CARDAN 4	F, D	•	•	•		•	•	•	•	•				23	305x305	1	0,0209	4,25
82	CARD. FR 1	F, D	•	•	•		•	•	•	•	•				23	155x155	1	0,0074	1,789
82	CARD. FR 2	F, D	•	•	•		•	•	•	•	•				23	155x301	1	0,0151	3,33
82	CARD. FR 4	F, D	•	•	•		•	•	•	•	•				23	301x301	1	0,0697	5,42
84	CARD. MINI 1		•					•	•	•	•				23	90x90	1	0,0014	0,38
84	CARD. MINI 2		•					•	•	•	•				23	140x90	1	0,0023	0,62
84	CARD. MINI 4		•					•	•	•	•				23	160x160	1	0,0044	1,09
184	COIN	C, F, D	•	•				•	•			•			20	Ø 77	1	0,0022	0,381
182	CORE	C, F, D	•	•				•	•	•	•				20	Ø 77	1	0,0022	0,381
254	C. STRAIGHT	C, F	•	•				•					•		20		1	0,0019	0,34
264	CUBE WALL		•					•					•		20		1	0,0019	0,44
276	CUBEX		•					•					•		65		1	0,0019	0,44
250	DONUT						•	•					•		20		1	0,01	4,46
226	DRONE 34		•					•					•		Cons.		1	0,0274	2,94
226	DRONE 64		•					•					•		Cons.		1	Cons.	Cons.
228	DRONE PE. 34		•					•					•		Cons.		1	0,0288	4,53
228	DRONE PE. 64		•					•					•		Cons.		1	Cons.	Cons.
262	ELE		•					•					•		20		1	0,0152	3,95
186	EVEN		•					•				•			20	595x595	5	0,1152	23,8
242	FLAT						•	•					•		20		1	0,0151	3,92
246	FLAT PE.						•	•					•		20		1	0,0152	3,95
244	FLAT SQUARE						•	•					•		20		1	0,0167	4,62
248	FLAT SQ. PE.						•	•					•		20		1	0,004	1,1075
278	GROOVE		•						•			•			67	128X43	1	0,00672	0,344
110	KONO 1 LED	C, F, D	•	•				•				•			54	Ø 75	1	0,0023	0,301
112	KONO 2 LED	F, D	•					•				•			54	Ø 100	1	0,0039	0,61
114	KONO PLUS	F, D	•					•				•			54	Ø 230	1	0,01843	1,123
214	LINE 70 C	E, D					•	•					•		20		1	Consult	Cons.
218	LINE 70 E	E, D					•	•				•			20	Datasheet	1	Consult	Cons.
216	LINE 70 P	E, D					•	•					•		20		1	Consult	Cons.
212	LINE A	E, D	•				•	•	•			•			20		1	Consult	Cons.
200	LINE C	E, D	•				•	•	•				•		20		1	Consult	Cons.
208	LINE E	E, D	•				•	•	•			•			20	Datasheet	1	Consult	Cons.

# TABLE OF FEATURES

PAG	REF.														IPXX				
204	LINE P	E, D	•		•		•								20		1	Consult	Cons.
194	LINE R C	E, D	•					•							20		1	Consult	Cons.
198	LINE R F	E, D	•									•			20	Datasheet	1	Consult	Cons.
196	LINE R P	E, D	•					•							20		1	Consult	Cons.
62	LUPPA C.		•	•				•	•	•	•				20		1	0,0037	0,62
62	LUPPA T.		•	•				•	•	•	•				20		1	0,0052	0,68
64	LUPPA Q C.		•	•				•	•	•	•				20		1	0,0036	0,96
64	LUPPA Q T.		•	•				•	•	•	•				20		1	0,0051	0,97
178	MARA		•					•				•			44	Ø 200	1	0,0064	2,1
180	MARA MINI		•					•				•			44	Ø 130	1	0,0049	1,28
86	MOON	F, D	•	•	•			•	•	•	•	•			23	Ø 154	1	0,0035	0,8
142	ONLED	C, F, D	•					•			•	•			33	Ø 75	1	0,0008	0,37
144	ONLED IP65	C, F, D	•					•				•			65	Ø 85	1	0,0008	0,31
146	ONLED Q	C, F, D	•					•			•	•			33	Ø 75	1	0,0014	0,281
252	PLANE						•	•					•		33		1	0,0077	2,13
230	PUSH 265	E, D	•					•	•	•			•		20		1	0,0061	1,6
230	PUSH 350	E, D	•					•	•	•			•		20		1	0,0127	1,72
232	PUSH P. 265	E, D	•					•	•	•				•	20		1	0,0061	1,7
232	PUSH P. 350	E, D	•					•	•	•				•	20		1	0,0127	2,3
260	RING		•						•				•		20		1	0,0019	0,606
274	RINGEX		•						•				•		65		1	0,0019	0,606
100	RINGO 1	C, F, D	•	•				•				•			54	Ø 67	1	0,0024	0,33
102	RINGO 2	F, D	•					•				•			54	Ø 95	1	0,0042	0,61
108	RINGO PLUS	F, D	•					•				•			54	Ø 210	1	0,01843	1,123
76	RING. TILT 1/1	C, F, D	•	•				•		•	•	•			33	110-100	1	0,004	0,579
76	RING. TILT 1/2	C, F, D	•	•				•		•	•	•			33	230-110	1	0,0101	1,09
76	RING. TILT 1/3	C, F, D	•	•				•		•	•	•			33	350-110	1	0,0193	1,624
78	RING. TILT 2/3	F, D	•					•		•	•	•			33	430-140	1	0,0193	2,75
104	RINGO TILT 1	C, F, D	•	•				•				•	•		33	Ø 85	1	0,0023	0,341
106	RINGO TILT 2	F, D	•					•				•	•		33	Ø 114	1	0,004	0,65
54	SQ. CEILING		•					•		•	•		•		20		1	0,0044	1,32
54	SQ. TRACK		•					•		•	•		•		20		1	0,0044	1,3
52	SQ. PRO CEIL.		•					•		•	•		•		20		1	0,0044	1,32
52	SQ. PRO TR.		•					•		•	•		•		20		1	0,0044	1,3
56	TAURO CEIL.	F, D	•		•			•	•	•			•		20		1	0,0067	1,27
56	TAURO TR.	D	•		•			•	•	•			•		20		1	0,0067	1,27
88	TAURO R			•				•		•	•	•			20	Ø 160	1	0,0068	0,9
280	TOPO		•						•				•		67	Ø 37	1	0,00028	0,18
284	TOPO Q		•						•				•		67	Ø 37	1	0,00028	0,166
288	TOPO 3		•						•				•		67		1	0,00077	0,342
290	TOPO 6		•						•				•		67		1	0,001815	0,653
282	TOPO GLASS		•						•				•		67	Ø 37	1	0,00028	0,18
286	TOPO GL. Q		•						•				•		67	Ø 37	1	0,00028	0,2
234	TUBU DEC 1	F, D	•	•				•						•	20		1	0,0108	2,05
234	TUBU DEC 2		•	•				•						•	20		1	0,0108	2



# RECOMENDACIONES

## RECOMENDACIONES:

- Antes de la instalación o cambio de lámpara, comprobar que no existe tensión en los bornes de alimentación.
- Al realizar la conexión, cuide no dejar cables sueltos o mal conectados.
- Asegúrese de sujetar los cables de alimentación con el elemento de tracción que incorpora el Set de Conexión.
- Guardar la distancia mínima de seguridad.
- Los productos están preparados para trabajar en condiciones ambientales normales. No aconsejamos su instalación en lugares que por su salinidad, polvo, elevadas temperaturas, etc... influyan en su buen funcionamiento.
- Las conexiones eléctricas sólo pueden llevarse a cabo por parte de personal especializado.
- Asegúrese que el producto adquirido lleve la marca CE.
- En caso de sustitución de la lámpara, hacerlo siempre en frío y por una lámpara de igual o menor potencia.
- Aconsejamos consulten siempre con un profesional ante cualquier duda.
- Conserve estas recomendaciones junto a la referencia del producto.
- No monte la lámpara en superficies húmedas, recién pintadas o que presenten conductividad eléctrica.
- Alejar siempre las conexiones y los cables de los puntos de calor. Instalar en techos cuyo espesor garantice que el ángulo del muelle no sea superior a 90º respecto a la vertical.
- Apta para uso interior, excepto en zonas húmedas, Ta ambiente 25°C. y 50/60Hz.
- **IMPORTANTE:** En ninguna circunstancia, la luminaria debe cubrirse con material aislante o similar.

# RECOMENDATIONS

## RECOMMENDATIONS:

- Make sure there is no tension on the power supply terminals before beginning to install lights or change bulbs.
- During installation, make sure no wires are left loose or are incorrectly connected.
- Be sure to connect the electrical supply cables to the traction element of the connection set.
- Keep a minimum security distance.
- These products are made to be used in normal environmental conditions. We do not recommend their use in places affected by dust, high temperatures, salinity, etc... that might hinder their proper functioning.
- Electrical appliances must only be connected by competent persons.
- Make sure that the product has the CE mark sticker.
- Before replacing a lamp, let it cool down and then replace it with the same or lower power lamp.
- Consult an expert if you have any doubts about safety.
- Keep these instructions together with the article number of the product.
- Do not attach lamps to damp, freshly painted, or otherwise electrically conductive surfaces.
- Keep wires and connections away from heat points. Make sure the thickness of the ceiling material allows for a spring angle not greater than 90° with respect to the vertical line.
- Suitable for indoor use, except in humid zones. Room temperature 25°C, 50/60 Hz.
- IMPORTANT: The light should, under no circumstances, be covered with any insulating materials or similar.

# GENERAL PURCHASE INFO

## CONDICIONES GENERALES

Todos los pedidos realizados a Onok Luz Técnica s.l. estarán sujetos a las siguientes condiciones, las cuales quedarán aceptadas por el comprador desde el momento de la formulación del pedido, tanto por escrito como telefónicamente.

Los precios para los artículos del catálogo, serán los que figuren en la lista de precios vigente.

---

## PROPIEDAD

Las mercancías suministradas por Onok Luz Técnica s.l., quedarán en propiedad hasta el momento de su pago. Esta propiedad seguirá existiendo aunque el comprador hubiese vendido la mercancía.

---

## PLAZO DE ENTREGA

Los plazos de entrega son aproximados y sin compromiso. Onok Luz Técnica s.l. no admitirá demanda por daños y perjuicios por la demora en la entrega.

---

## PEDIDOS NACIONALES

El importe mínimo para pedidos nacionales tendrá que ser de 150€. Para exportación, por favor, consultar.

---

## TRANSPORTE

Los pedidos nacionales por valor inferior a 300€ viajarán por cuenta y riesgo del comprador. Cuando el importe sea superior a 300€ netos viajarán a portes pagados por Onok Luz Técnica s.l. Para los pedidos de exportación, consultar por país las condiciones de portes pagados [CIF].

---

## DEVOLUCIONES DE MERCANCÍA

Onok Luz Técnica s.l. no se responsabilizará de ninguna mercancía devuelta sin autorización previa por escrito por nuestra parte. El comprador tras recibir la mercancía, tiene un plazo de 15 días para presentar la devolución. Toda devolución aceptada será enviada a portes pagados, que se reintegrarán junto con el importe de la mercancía de vuelta, una vez comprobado que existe causa razonable para la devolución. Excepcionalmente, se aceptarán devoluciones pasados los 15 días, en tal caso, no se abonará nada en concepto de portes, y se aplicará una depreciación del 25% sobre el valor de compra en concepto de costes de manipulación. En cualquier caso, Onok Luz Técnica s.l. no realizará ningún abono hasta que la mercancía haya sido recibida, y haya verificado que el producto llega en las condiciones de embalaje, componentes, y condiciones físicas apropiadas, y si procede, existe la causa justificada para su devolución.

## GENERAL CONDITIONS

All orders sent to Onok Luz Técnica s.l. are bound the following terms and conditions, which will be accepted by the customer from the issue of his order.

The prices for the items in catalogue will be those mentioned in the prevailing price list.

---

## PROPERTY

The goods are own property of Onok Luz Técnica s.l. until reception of the payment in full of their amount, even if the goods have been sold to a third party.

---

## DELIVERY TIME

Delivery times have to be considered approximate and without any commitment. Onok Luz Técnica s.l. liability shall exclude any claim of damage or compensation from delay on delivery.

---

## EXPORT – ORDERS

The minimum amount per order for domestic market will be of 150 Euros. For exports, please consult.

---

## TRANSPORT

Domestic orders below 300 euros will be ex – works. Over 300 euros net they will be with freight pre.paid by Onok Luz Técnica s.l. All the export orders by will be sent “Ex-works” and at customer’s account and risk.

---

## RETURNING GOODS

Onok Luz Técnica s.l. will not be responsible for any merchandise received without previous authorization in writing from our part. The buyer has 15 days, from the reception day, to return any goods upon which exists any disagreement. Any refund accepted, will be sent at freight paid that will be refunded, together with the amount of the merchandise, once verified the reason for the return. Exceptionally, Onok Luz Técnica s.l. will allow the return of merchandise after the 15 days allowed for inspection. In such cases, there will not be any freight refund, and a depreciation of 25% will be applied upon the value of goods in concept of manipulation costs. In any case, Onok Luz Técnica s.l. will not make any refund until the merchandise has arrived to our premises in the conditions of packaging, components, and the appropriate physical conditions, and exists a justified reason for its returning. For special orders requested from the customer, we won’t accept any returning goods.



# GENERAL PURCHASE INFO

## PAGOS

Serán los acordados previamente entre ambas partes (Onok Luz Técnica s.l.– cliente). En caso de que se produzca demora en el pago pactado, Onok Luz Técnica s.l. quedará facultado para hacer cargo de los intereses de demora, así como de los quebrantos ocasionados.

---

## GARANTÍA

Todos los productos de Onok Luz Técnica s.l. incluidos en el catálogo están garantizados por dos años, en los términos que se indican en la hoja de instrucciones que se adjunta a cada modelo.

---

## ACABADOS

Onok Luz Técnica s.l. se reserva el derecho de realizar pequeños cambios en los productos que considere oportunos sin previo aviso, no siendo motivo de reclamación por parte del comprador, siempre y cuando no se hubiera pactado con éste lo contrario.

---

## DISCREPANCIAS

Para cualquier discrepancia entre Onok Luz Técnica s.l. y el comprador sea cual sea su naturaleza, ambas partes se someten a expresamente con renuncia de cualquier otro fuero que pudiera corresponderle a los jueces y Tribunales de xàtiva (Valencia–ESPAÑA), siendo todos los gastos y costas judiciales por cuenta de la parte que hubiera incumplido las presentes condiciones generales de venta.

---

## ENVASADO

Todos los productos que van en caja múltiple, se pueden suministrar en caja individual, bajo demanda.

Las datos contenidos en este catálogo tienen carácter informativo.

La empresa se reserva el derecho de cambiar cualquier información contenida en este catálogo sin previo aviso.

## PAYMENTS

Payment terms will be those previously accepted by both parties (Onok Luz Técnica s.l.-customer). In case of delay in any agreed payment, Onok Luz Técnica s.l. will claim the right of recover interests for delay or any loss caused by this delay.

---

## GUARANTY

All Onok Luz Técnica s.l. products are guaranteed for 2 years, according to the instruction leaflet enclosed to each item.

---

## FINISHES

Onok Luz Técnica s.l. reserves the right to make small changes in its products without previous warnings. In this sense no claims would be accepted from customers except where otherwise agreed.

---

## DISCREPANCIES

For any discrepancy between Onok Luz Técnica s.l. and the buyer, both parts shall fall within the exclusive jurisdiction of the competent court to the judges and Courts of xàtiva (Valencia-Spain), with resignation of any other law that could correspond, being all the expenses and judicial coasts on behalf of the part that specifically had failed to fulfil the present general conditions of sale.

---

## PACKAGING

All products that are generally supplied in multiple boxes can also be prepared in individual boxes upon request.

All content of this catalogue has to be considered for informational purposes. It can be altered and/or removed at any time and without prior notice.





**JUST**

**LIG**

**FOR**

**IGHT**

Copyright 2016

© ONOK /MASQUESPACIO

Prohibida la reproducción total o parcial de este catálogo, así como de sus modelos, sin el consentimiento expreso, y por escrito de los propietarios del copyright.

Los modelos están protegidos mediante patente y son propiedad del fabricante y sus respectivos diseñadores.

Debido a los procesos técnicos de reproducción, los colores son aproximados, no exactos.

Para la mejora de nuestros productos onok se reserva el derecho de anular o modificar cualquiera de los modelos, tamaños, referencias y especificaciones técnicas contenidas en este catálogo.

Todas las medidas de dimensiones están dadas en milímetros.

**[WWW.ONOKLIGHTING.COM](http://WWW.ONOKLIGHTING.COM)**





